

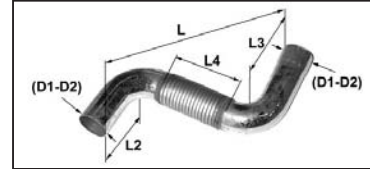
# EXHAUST TUBES

For all our latest catalogue updates and company info: [www.tvh.com](http://www.tvh.com)




EXHAUST TUBES

used for: **TOYOTA**



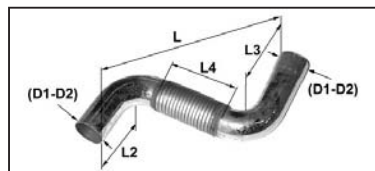
Number of bends	Smallest outer dia. tube (mm) D1	Largest outer dia. tube (mm) D2	Dimension (mm) L	Dimension (mm) L2	Dimension (mm) L3	Dimension (mm) L4	REF
0	46	47	495			365	<a href="#">110TA8597</a>
	47	47	60				<a href="#">108TA8271</a>
1	36	42	70	46	46		<a href="#">134TA6128</a>
	38	38	100	38	90		<a href="#">123TA6724</a>
	38	42	327	110	302		<a href="#">108TA8279</a>
	38	43	405	70	400	330	<a href="#">105TA7258</a>
	39	43	245	70	245	180	<a href="#">134TA5936</a>
	42	65	614	55	594		<a href="#">108TA4531</a>
	43	43	265	105	202		<a href="#">108TA8272</a>
	43	43	270	130	235	170	<a href="#">105TA7420</a>
	43	43	345	200	235		<a href="#">105TA7187</a>
	47	47	317	117	210		<a href="#">123TA6725</a>



# EXHAUST TUBES

For all our latest catalogue updates and company info: [www.tvh.com](http://www.tvh.com)

used for: **TOYOTA**



EXHAUST TUBES

Number of bends	Smallest outer dia. tube (mm)	Largest outer dia. tube (mm)	Dimension (mm)	Dimension (mm)	Dimension (mm)	Dimension (mm)	REF
AT-BO	D1	D2	L	L2	L3	L4	
1	48	57	265	115	160		<a href="#">124TA1079</a>
	49	49	260	90	220		<a href="#">134TA5778</a>
	49	57	280	100	205		<a href="#">139TA4271</a>
	54	54	420	137	290	175	<a href="#">118TA1623</a>
	57	65	220	80	190		<a href="#">134TA6121</a>
	60	60	210	105	105		<a href="#">123TA6726</a>
	65	65	160	80	125		<a href="#">118TA1670</a>
	65	65	245	15	195		<a href="#">123TA6727</a>
	77	77	180	36	130		<a href="#">124TA2090</a>
2	38	38	335	100	195		<a href="#">139TA4272</a>
	38	41	265	85	155		<a href="#">105TA7398</a>
	38	41	495	105	230		<a href="#">134TA6150</a>



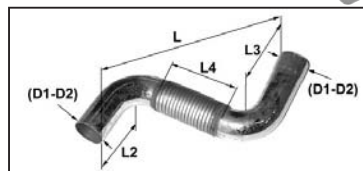
# EXHAUST TUBES

For all our latest catalogue updates and company info: [www.tvh.com](http://www.tvh.com)



EXHAUST TUBES

used for: **TOYOTA**



Number of bends	Smallest outer dia. tube (mm)	Largest outer dia. tube (mm)	Dimension (mm)	Dimension (mm)	Dimension (mm)	Dimension (mm)	REF
AT-BO	D1	D2	L	L2	L3	L4	
2	38	43	215	50	55	120	<a href="#">105TA7306</a>
	38	43	350	95	100		<a href="#">139TA4273</a>
	39	42	380	65	255	155	<a href="#">134TA5827</a>
	40	43	375	55	90		<a href="#">123TA6728</a>
	42	42	252	80	130		<a href="#">108TA4552</a>
	42	42	625	165	260	180	<a href="#">139TA4274</a>
	42	43	422	110	270		<a href="#">108TA4441</a>
	42	48	378	125	125		<a href="#">108TA4548</a>
	42	49	320	80	125		<a href="#">134TA6199</a>
	42	49	365	90	210		<a href="#">134TA6198</a>
	42	66	910	50	120		<a href="#">108TA8273</a>
	43	43	220	50	65		<a href="#">105TA7112</a>



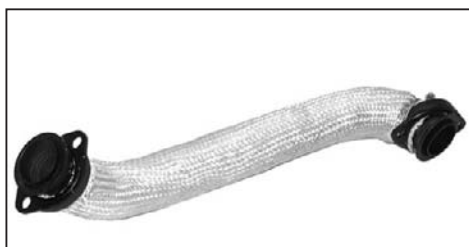
REF [105TA7306](#)



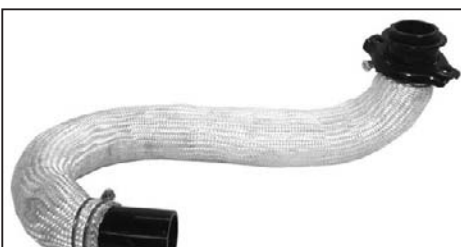
REF [139TA4273](#)



REF [134TA5827](#)




REF [123TA6728](#)



REF [108TA4552](#)



REF [139TA4274](#)



REF [108TA4441](#)



REF [108TA4548](#)




REF [134TA6199](#)



REF [134TA6198](#)



REF [108TA8273](#)

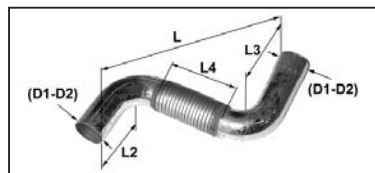


REF [105TA7112](#)

# EXHAUST TUBES


For all our latest catalogue updates and company info: [www.tvh.com](http://www.tvh.com)

used for: **TOYOTA**



EXHAUST TUBES

Number of bends AT-BO	Smallest outer dia. tube (mm) D1	Largest outer dia. tube (mm) D2	Dimension (mm) L	Dimension (mm) L2	Dimension (mm) L3	Dimension (mm) L4	REF
2	43	43	297	40	90	160	<a href="#">124TA2088</a>
	43	43	420	45	80		<a href="#">124TA2084</a>
	43	44	460	53	120	195	<a href="#">108TA4549</a>
	43	47	404	115	125		<a href="#">108TA4547</a>
	45	45	370	10	110	150	<a href="#">134TA6092</a>
	47	49	280	70	110		<a href="#">134TA6240</a>
	47	52	236	65	95		<a href="#">108TA4465</a>
	48	54	575	185	370	100	<a href="#">105TA7277</a>
	48	55	385	185	190	105	<a href="#">105TA7378</a>
	48	55	585	155	380	115	<a href="#">108TA4467</a>
	48	57	453	165	245		<a href="#">124TA2081</a>
	49	54	400	210	265		<a href="#">105TA7421</a>



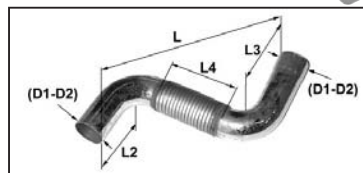
# EXHAUST TUBES

For all our latest catalogue updates and company info: [www.tvh.com](http://www.tvh.com)



EXHAUST TUBES

used for: **TOYOTA**



Number of bends AT-BO	Smallest outer dia. tube (mm) D1	Largest outer dia. tube (mm) D2	Dimension (mm) L	Dimension (mm) L2	Dimension (mm) L3	Dimension (mm) L4	REF
2	51	51	325	165	240		<a href="#">105TA7399</a>
	51	52	765	125	280		<a href="#">105TA7166</a>
	51	54	602	190	210		<a href="#">106TA5024</a>
	51	58	210	32	180		<a href="#">124TA2089</a>
	51	58	306	32	282		<a href="#">124TA2083</a>
	54	54	300	65	330		<a href="#">134TA6124</a>
	55	60	495	100	130		<a href="#">118TA1685</a>
	55	65	545	130	200		<a href="#">134TA5829</a>
	58	58	808	60	636		<a href="#">124TA2086</a>
	60	60	730	140	180		<a href="#">123TA6729</a>
	62	66	895	100	155		<a href="#">105TA7334</a>
	63	65	585	110	515	350	<a href="#">134TA6365</a>



REF [105TA7399](#)



REF [105TA7166](#)



REF [106TA5024](#)



REF [124TA2089](#)



REF [124TA2083](#)



REF [134TA6124](#)



REF [118TA1685](#)



REF [134TA5829](#)



REF [124TA2086](#)



REF [123TA6729](#)



REF [105TA7334](#)

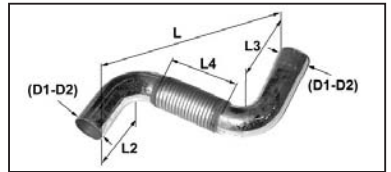


REF [134TA6365](#)

# EXHAUST TUBES

For all our latest catalogue updates and company info: [www.tvh.com](http://www.tvh.com)

used for: **TOYOTA**



EXHAUST TUBES

Number of bends AT-BO	Smallest outer dia. tube (mm) D1	Largest outer dia. tube (mm) D2	Dimension (mm) L	Dimension (mm) L2	Dimension (mm) L3	Dimension (mm) L4	REF
2	63	65	660	80	475	330	<a href="#">105TA7275</a>
	65	65	680	150	400		<a href="#">105TA7274</a>
	65	88	570	55	170		<a href="#">134TA6315</a>
	66	77	495	125	255		<a href="#">124TA2091</a>
3	38	39	427	30	75		<a href="#">118TA1506</a>
	38	40	540	85	290		<a href="#">105TA7296</a>
	38	43	375	60	285	215	<a href="#">105TA7372</a>
	38	43	455	65	135		<a href="#">105TA7304</a>
	38	43	470	60	135		<a href="#">105TA7380</a>
	38	43	535	85	190		<a href="#">123TA6730</a>
	38	43	680	60	145	155	<a href="#">105TA7095</a>
	38	44	427	46	110		<a href="#">124TA2085</a>



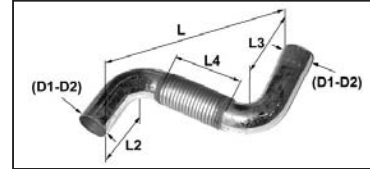
# EXHAUST TUBES

For all our latest catalogue updates and company info: [www.tvh.com](http://www.tvh.com)



EXHAUST TUBES

used for: **TOYOTA**



Number of bends AT-BO	Smallest outer dia. tube (mm) D1	Largest outer dia. tube (mm) D2	Dimension (mm) L	Dimension (mm) L2	Dimension (mm) L3	Dimension (mm) L4	REF
3	38	49	380	105	120		<a href="#">123TA6731</a>
	38	49	405	75	95		<a href="#">139TA4275</a>
	38	75	1035	20	100		<a href="#">139TA4276</a>
	39	43	620	115	270	170	<a href="#">124TA5150</a>
	41	42	410	185	240		<a href="#">134TA6068</a>
	41	51	1440	30	465		<a href="#">134TA6046</a>
	42	42	430	120	140		<a href="#">139TA4277</a>
	42	42	750	75	120	150	<a href="#">139TA4278</a>
	42	43	395	40	125		<a href="#">110TA9718</a>
	42	43	590	85	197		<a href="#">111TA3685</a>
	42	43	635	75	200		<a href="#">105TA7001</a>
	42	49	405	80	90		<a href="#">139TA4279</a>



REF [123TA6731](#)



REF [139TA4275](#)



REF [139TA4276](#)



REF [124TA5150](#)



REF [134TA6068](#)



REF [134TA6046](#)



REF [139TA4277](#)



REF [139TA4278](#)



REF [110TA9718](#)



REF [111TA3685](#)



REF [105TA7001](#)

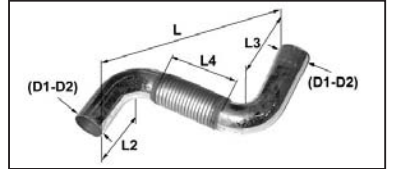


REF [139TA4279](#)

# EXHAUST TUBES

For all our latest catalogue updates and company info: [www.tvh.com](http://www.tvh.com)

used for: **TOYOTA**



EXHAUST TUBES

Number of bends AT-BO	Smallest outer dia. tube (mm) D1	Largest outer dia. tube (mm) D2	Dimension (mm) L	Dimension (mm) L2	Dimension (mm) L3	Dimension (mm) L4	REF
3	42	65	1280	20	395		<a href="#">124TA7248</a>
	43	43	295	60	85		<a href="#">106TA6316</a>
	43	43	418	30	90		<a href="#">124TA1083</a>
	43	43	640	95	205		<a href="#">105TA7148</a>
	43	44	380	30	80		<a href="#">108TA4495</a>
	43	48	385	120	120		<a href="#">123TA6732</a>
	43	49	410	140	140		<a href="#">134TA5795</a>
	43	65	980	55	100		<a href="#">105TA6689</a>
	45	45	500	50	100	150	<a href="#">105TA7081</a>
	47	47	1040	140	325		<a href="#">108TA8276</a>
	47	51	725	100	180		<a href="#">105TA7169</a>
	48	54	555	55	125	280	<a href="#">105TA7087</a>





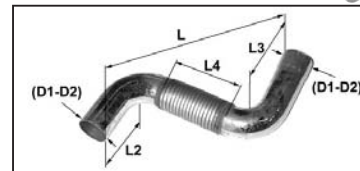
# EXHAUST TUBES

For all our latest catalogue updates and company info: [www.tvh.com](http://www.tvh.com)



EXHAUST TUBES

used for: **TOYOTA**



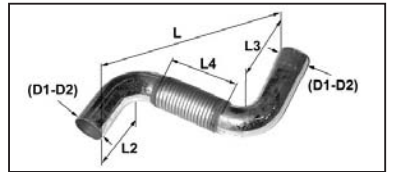
Number of bends	Smallest outer dia. tube (mm)	Largest outer dia. tube (mm)	Dimension (mm)	Dimension (mm)	Dimension (mm)	Dimension (mm)	REF
AT-BO	D1	D2	L	L2	L3	L4	
3	51	54	665	140	140		<a href="#">108TA8277</a>
	60	60	684	300	430		<a href="#">124TA2082</a>
	60	61	820	150	180		<a href="#">105TA7425</a>
	60	65	235	120	180		<a href="#">134TA5946</a>
	64	76	1001	50	130		<a href="#">123TA6733</a>
	65	66	675	93	215		<a href="#">134TA6203</a>
4	37	42	1028	40	175		<a href="#">108TA8274</a>
	37	43	525	60	100		<a href="#">105TA6973</a>
	38	43	670	52	237		<a href="#">108TA4532</a>
	38	49	413	100	100		<a href="#">108TA4493</a>
	38	49	500	105	110		<a href="#">134TA6333</a>
	38	75	1080	30	115		<a href="#">134TA6196</a>



# EXHAUST TUBES

For all our latest catalogue updates and company info: [www.tvh.com](http://www.tvh.com)

used for: **TOYOTA**



EXHAUST TUBES

Number of bends AT-BO	Smallest outer dia. tube (mm) D1	Largest outer dia. tube (mm) D2	Dimension (mm) L	Dimension (mm) L2	Dimension (mm) L3	Dimension (mm) L4	REF
4	38	75	1117	50	162		<a href="#">118TA1645</a>
	39	76	1120	50	155		<a href="#">134TA5792</a>
	39	77	1062	50	160		<a href="#">118TA1653</a>
	40	43	490	40	90		<a href="#">118TA1688</a>
	40	43	495	30	105		<a href="#">105TA6953</a>
	40	43	700	90	145	130	<a href="#">139TA4280</a>
	41	42	500	45	110		<a href="#">105TA7191</a>
	41	42	520	65	90		<a href="#">118TA1549</a>
	41	42	1076	170	360		<a href="#">108TA4389</a>
	41	43	770	65	140	140	<a href="#">105TA6932</a>
	42	42	510	35	220		<a href="#">106TA6312</a>
	42	42	700	55	90	145	<a href="#">124TA2095</a>



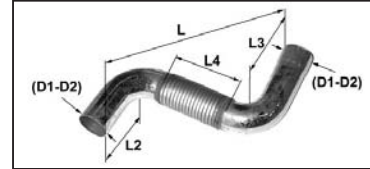
# EXHAUST TUBES

For all our latest catalogue updates and company info: [www.tvh.com](http://www.tvh.com)




EXHAUST TUBES

used for: **TOYOTA**



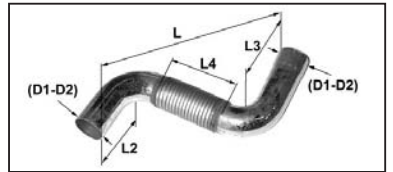
Number of bends AT-BO	Smallest outer dia. tube (mm) D1	Largest outer dia. tube (mm) D2	Dimension (mm) L	Dimension (mm) L2	Dimension (mm) L3	Dimension (mm) L4	REF
4	42	43	500	85	85		<a href="#">105TA7115</a>
	42	43	515	60	115		<a href="#">105TA7445</a>
	42	43	515	70	80	135	<a href="#">105TA7111</a>
	42	43	558	60	90		<a href="#">105TA6979</a>
	42	44	504	80	90		<a href="#">108TA4551</a>
	43	43	405	40	105		<a href="#">105TA7182</a>
	43	43	490	225	250		<a href="#">108TA4511</a>
	43	43	500	90	125		<a href="#">105TA7009</a>
	43	43	505	75	110		<a href="#">105TA7117</a>
	43	43	515	60	65	155	<a href="#">139TA4281</a>
	43	43	730	38	90	137	<a href="#">134TA6084</a>
	43	43	738	45	90	170	<a href="#">124TA2087</a>



# EXHAUST TUBES

For all our latest catalogue updates and company info: [www.tvh.com](http://www.tvh.com)

used for: **TOYOTA**



EXHAUST TUBES

Number of bends AT-BO	Smallest outer dia. tube (mm) D1	Largest outer dia. tube (mm) D2	Dimension (mm) L	Dimension (mm) L2	Dimension (mm) L3	Dimension (mm) L4	REF
4	43	43	785	75	130	140	<a href="#">105TA7125</a>
	43	49	411	90	100		<a href="#">108TA4406</a>
	43	49	495	100	110		<a href="#">134TA6197</a>
	43	76	950	70	235		<a href="#">124TA2099</a>
	48	54	716	95	115	150	<a href="#">108TA4390</a>
	48	66	625	120	155		<a href="#">105TA7067</a>
	50	52	650	35	35	200	<a href="#">139TA4282</a>
	53	64	656	95	145		<a href="#">108TA4550</a>
	54	60	305	30	70		<a href="#">105TA7289</a>
	60	60	815	80	340		<a href="#">134TA6019</a>
	60	62	700	55	275		<a href="#">105TA6978</a>
	65	65	790	220	365		<a href="#">111TA3680</a>



REF [105TA7125](#)



REF [108TA4406](#)



REF [134TA6197](#)



REF [124TA2099](#)



REF [108TA4390](#)



REF [105TA7067](#)



REF [139TA4282](#)



REF [108TA4550](#)



REF [105TA7289](#)



REF [134TA6019](#)



REF [105TA6978](#)



REF [111TA3680](#)

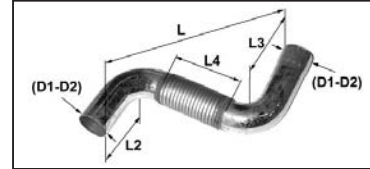
# EXHAUST TUBES

For all our latest catalogue updates and company info: [www.tvh.com](http://www.tvh.com)



EXHAUST TUBES

used for: **TOYOTA**



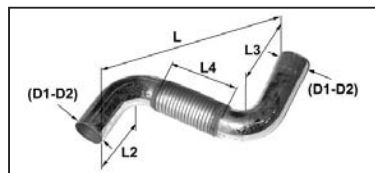
Number of bends AT-BO	Smallest outer dia. tube (mm) D1	Largest outer dia. tube (mm) D2	Dimension (mm) L	Dimension (mm) L2	Dimension (mm) L3	Dimension (mm) L4	REF
5	38	42	750	67	125	150	<a href="#">134TA5824</a>
	38	42	1120	127	220		<a href="#">118TA1625</a>
	39	42	680	40	90	180	<a href="#">134TA6029</a>
	41	42	750	70	85	165	<a href="#">134TA5721</a>
	41	43	880	70	120	180	<a href="#">124TA5149</a>
	41	43	915	75	115	150	<a href="#">134TA5791</a>
	42	42	690	65	65	155	<a href="#">134TA5980</a>
	42	42	730	95	120	150	<a href="#">105TA6993</a>
	42	42	745	80	115	135	<a href="#">134TA5828</a>
	42	42	884	70	120	150	<a href="#">108TA4400</a>
	42	43	660	45	145	155	<a href="#">134TA6148</a>
	42	43	700	80	120	147	<a href="#">108TA4546</a>



# EXHAUST TUBES

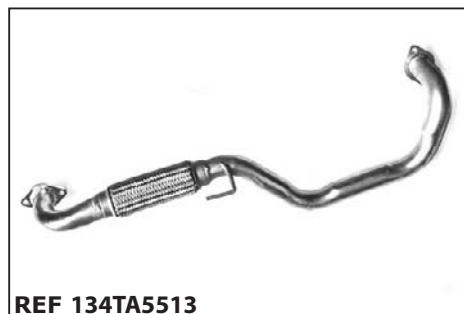
For all our latest catalogue updates and company info: [www.tvh.com](http://www.tvh.com)

used for: **TOYOTA**



EXHAUST TUBES

Number of bends AT-BO	Smallest outer dia. tube (mm) D1	Largest outer dia. tube (mm) D2	Dimension (mm) L	Dimension (mm) L2	Dimension (mm) L3	Dimension (mm) L4	REF
5	43	43	100	60	130	175	<a href="#">134TA5860</a>
	43	43	200	70	110	185	<a href="#">108TA4521</a>
	43	43	490	40	50		<a href="#">134TA6324</a>
	43	43	500	35	130		<a href="#">105TA7180</a>
	43	43	695	45	80	145	<a href="#">124TA2075</a>
	43	43	695	45	90	145	<a href="#">134TA6287</a>
	43	43	730	70	80	135	<a href="#">105TA7432</a>
	43	43	745	90	130	140	<a href="#">134TA5498</a>
	43	43	750	80	80	200	<a href="#">134TA5513</a>
	43	43	780	65	65	140	<a href="#">105TA6935</a>
	43	43	850	75	85	190	<a href="#">108TA4517</a>
	43	43	850	90	125	160	<a href="#">123TA6735</a>



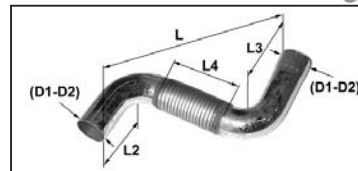
# EXHAUST TUBES

For all our latest catalogue updates and company info: [www.tvh.com](http://www.tvh.com)



EXHAUST TUBES

used for: **TOYOTA**




Number of bends	Smallest outer dia. tube (mm)	Largest outer dia. tube (mm)	Dimension (mm)	Dimension (mm)	Dimension (mm)	Dimension (mm)	REF
AT-BO	D1	D2	L	L2	L3	L4	
5	43	43	950	90	90	150	<a href="#">123TA6734</a>
	43	43	970	120	130	155	<a href="#">134TA6142</a>
	43	43	1045	90	120		<a href="#">139TA4283</a>
	43	59	745	90	95	190	<a href="#">134TA5725</a>
	43	59	973	90	140	200	<a href="#">118TA1581</a>
	50	50	555	40	50	135	<a href="#">139TA4284</a>
	51	54	645	155	165		<a href="#">105TA7272</a>
	51	54	840	130	150		<a href="#">108TA8275</a>
	58	58	906	65	135	150	<a href="#">108TA4387</a>
6	38	42	700	60	80	150	<a href="#">134TA6368</a>
	38	42	715	70	80	170	<a href="#">118TA1503</a>
	38	42	815	60	70	180	<a href="#">139TA4285</a>



REF [123TA6734](#)



REF [134TA6142](#)



REF [139TA4283](#)



REF [134TA5725](#)




REF [118TA1581](#)




REF [139TA4284](#)



REF [105TA7272](#)



REF [108TA8275](#)



REF [108TA4387](#)



REF [134TA6368](#)



REF [118TA1503](#)

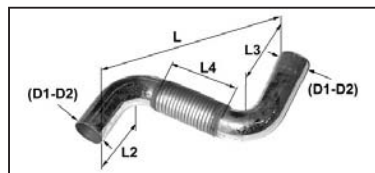


REF [139TA4285](#)

# EXHAUST TUBES

For all our latest catalogue updates and company info: [www.tvh.com](http://www.tvh.com)

used for: **TOYOTA**



EXHAUST TUBES

Number of bends AT-BO	Smallest outer dia. tube (mm) D1	Largest outer dia. tube (mm) D2	Dimension (mm) L	Dimension (mm) L2	Dimension (mm) L3	Dimension (mm) L4	REF
6	38	42	865	70	110	170	<a href="#">139TA4286</a>
	38	42	890	60	65	170	<a href="#">139TA4287</a>
	38	42	1145	100	230		<a href="#">139TA4288</a>
	38	43	880	60	80	155	<a href="#">139TA4289</a>
	39	42	700	60	90	155	<a href="#">139TA4290</a>
	40	42	690	45	85	140	<a href="#">105TA7266</a>
	40	42	690	60	80	165	<a href="#">118TA1687</a>
	40	42	695	60	90	140	<a href="#">105TA6893</a>
	41	42	815	60	95	145	<a href="#">139TA4291</a>
	42	42	630	60	70	155	<a href="#">108TA8278</a>
	42	42	750	70	70	150	<a href="#">108TA4461</a>
	42	42	795	75	80	180	<a href="#">139TA4292</a>



REF [139TA4286](#)



REF [139TA4287](#)




REF [139TA4288](#)




REF [139TA4289](#)




REF [139TA4290](#)



REF [105TA7266](#)




REF [118TA1687](#)



REF [105TA6893](#)



REF [139TA4291](#)



REF [108TA8278](#)



REF [108TA4461](#)



REF [139TA4292](#)



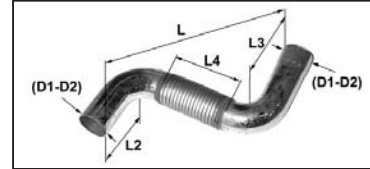
# EXHAUST TUBES

For all our latest catalogue updates and company info: [www.tvh.com](http://www.tvh.com)



EXHAUST TUBES

used for: **TOYOTA**



Number of bends AT-BO	Smallest outer dia. tube (mm) D1	Largest outer dia. tube (mm) D2	Dimension (mm) L	Dimension (mm) L2	Dimension (mm) L3	Dimension (mm) L4	REF
6	42	42	800	80	85	180	<a href="#">139TA4293</a>
	42	43	635	75	130		<a href="#">105TA7341</a>
	43	43	515	25	110		<a href="#">124TA1078</a>
	43	43	600	35	35		<a href="#">134TA6305</a>
	43	43	645	105	170		<a href="#">105TA6966</a>
	43	43	680	40	80	140	<a href="#">139TA4294</a>
	43	43	710	50	60	155	<a href="#">134TA5992</a>
	43	43	820	85	90	145	<a href="#">134TA5541</a>
	43	43	882	75	85	162	<a href="#">134TA6194</a>
	43	43	920	60	80	150	<a href="#">139TA4295</a>
	44	44	940	60	70	170	<a href="#">134TA6226</a>
	48	49	850	60	100		<a href="#">105TA7238</a>

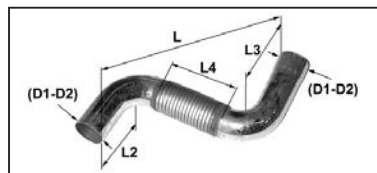


# EXHAUST TUBES

For all our latest catalogue updates and company info: [www.tvh.com](http://www.tvh.com)

EXHAUST TUBES

used for: **TOYOTA**



Number of bends AT-BO	Smallest outer dia. tube (mm) D1	Largest outer dia. tube (mm) D2	Dimension (mm) L	Dimension (mm) L2	Dimension (mm) L3	Dimension (mm) L4	REF
6	65	65	720	80	100	255	<a href="#">105TA7231</a>
7	38	42	965	80	120	160	<a href="#">139TA4296</a>
	40	45	870	80	120	155	<a href="#">134TA6151</a>
	42	43	940	75	120	140	<a href="#">134TA6082</a>
	43	43	930	80	120	160	<a href="#">139TA4297</a>
8	41	43	955	75	95	150	<a href="#">139TA4298</a>
	42	43	945	55	90	160	<a href="#">134TA6263</a>



Look up these parts via

myPS MyProductSearch