

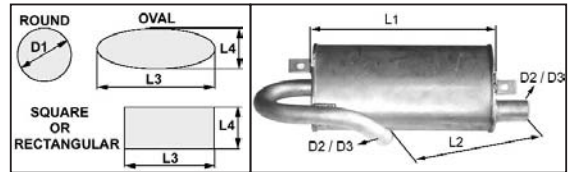


MUFFLERS

For all our latest catalogue updates and company info: www.tvh.com

MUFFLERS

used for: **TOYOTA**



Type muffler	Length (mm) L1	Dimension (mm) L2	Body dimension (mm) dia. D1 or L3 x L4	Smallest outer dia. tube (mm) D2	Largest outer dia. tube (mm) D3	REF
Oval	270	300	200 X 110	35	43	104TA5780
Oval	272	470	200 X 109	34	43	105TA6794
Oval	300	315	200 X 110	35	41	105TA6660
Oval	300	340	200 X 110	36	42	105TA6763
Oval	300	460	145 X 95	35	43	104TA5866
Oval	340	295	146 X 95	35	43	111TA3683
Oval	350	0	272 X 170	48	60	134TA7991
Oval	393	360	205 X 112	42	47	105TA6780
Oval	395	490	200 X 110	42	46	134TA7793
Oval	395	570	200 X 110	42	47	123TA9897
Oval	396	340	192 X 106	43	46	124TA1977
Oval	400	180	145 X 90	35	41	104TA5912



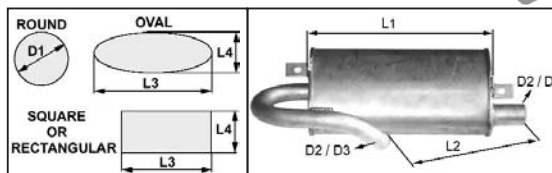
MUFFLERS

For all our latest catalogue updates and company info: www.tvh.com




MUFFLERS

used for: **TOYOTA**



Type muffler	Length (mm) L1	Dimension (mm) L2	Body dimension (mm) dia. D1 or L3 x L4	Smallest outer dia. tube (mm) D2	Largest outer dia. tube (mm) D3	REF
Oval	400	370	150 X 95	36	45	105TA6727
Oval	400	390	145 X 95	35	43	104TA5916
Oval	460	1100	203 X 101	39	48	124TA1980
Round	200	870	100	48	55	139TA1663
Round	280	130	150	38	40	104TA5771
Round	280	180	145	38	42	139TA1664
Round	280	250	160	38	42	105TA6749
Round	280	255	145	35	40	134TA8048
Round	280	260	150	38	41	123TA6077
Round	288	350	142	38	42	123TA6076
Round	318	428	154	43	45	134TA7749
Round	330	180	170	35	42	105TA6713



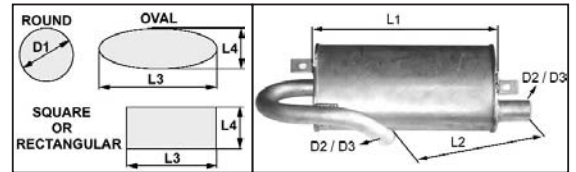


MUFFLERS

For all our latest catalogue updates and company info: www.tvh.com

MUFFLERS

used for: **TOYOTA**



Type muffler	Length (mm) L1	Dimension (mm) L2	Body dimension (mm) dia. D1 or L3 x L4	Smallest outer dia. tube (mm) D2	Largest outer dia. tube (mm) D3	REF
Round	330	220	190	38	42	106TA7326
Round	330	540	158	38	46	104TA5746
Round	330	645	80	40	45	139TA1665
Round	337	428	158	38	42	139TA4640
Round	340	170	170	36	46	104TA5839
Round	340	190	200	35	43	123TA6079
Round	340	210	165	38	42	134TA7977
Round	340	215	190	38	43	134TA7832
Round	340	230	159	38	43	110TA8569
Round	340	250	170	38	43	104TA5891
Round	340	250	190	38	42	106TA7304
Round	340	300	175	38	43	134TA7807



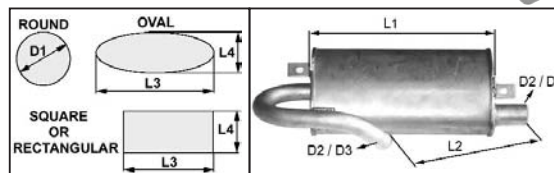
MUFFLERS

For all our latest catalogue updates and company info: www.tvh.com



MUFFLERS

used for: **TOYOTA**



Type muffler	Length (mm) L1	Dimension (mm) L2	Body dimension (mm) dia. D1 or L3 x L4	Smallest outer dia. tube (mm) D2	Largest outer dia. tube (mm) D3	REF
Round	340	305	170	38	46	105TA6760
Round	340	310	160	38	46	124TA1984
Round	340	370	170	38	38	134TA7906
Round	340	410	190	38	43	104TA5929
Round	340	413	193	38	42	108TA4330
Round	340	420	162	38	45	110TA8562
Round	340	425	150	43	45	134TA7798
Round	340	425	200	42	45	134TA7665
Round	340	431	200	43	45	134TA7999
Round	340	432	193	38	43	110TA8570
Round	340	435	160	38	46	134TA7976
Round	340	440	194	38	43	118TA1331



REF [105TA6760](#)



REF [124TA1984](#)




REF [134TA7906](#)



REF [104TA5929](#)




REF [108TA4330](#)



REF [110TA8562](#)




REF [134TA7798](#)



REF [134TA7665](#)




REF [134TA7999](#)



REF [110TA8570](#)



REF [134TA7976](#)



REF [118TA1331](#)

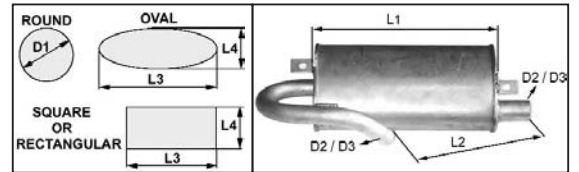


MUFFLERS


For all our latest catalogue updates and company info: www.tvh.com

MUFFLERS

used for: **TOYOTA**



Type muffler	Length (mm) L1	Dimension (mm) L2	Body dimension (mm) dia. D1 or L3 x L4	Smallest outer dia. tube (mm) D2	Largest outer dia. tube (mm) D3	REF
Round	340	450	162	37	38	105TA6823
Round	340	455	162	38	43	118TA1308
Round	340	480	170	38	38	104TA5896
Round	340	480	170	38	39	104TA5863
Round	340	515	165	37	42	134TA7956
Round	340	525	157	38	43	134TA8135
Round	340	550	163	38	43	123TA6081
Round	340	555	193	42	43	118TA1326
Round	340	560	170	38	47	108TA4313
Round	340	570	170	38	0	134TA8034
Round	340	570	170	38	42	139TA1666
Round	340	590	156	37	42	110TA8534



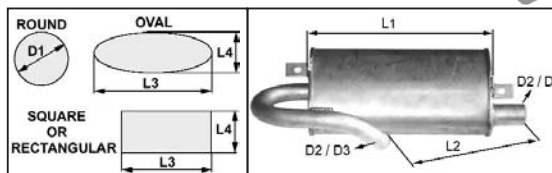
MUFFLERS

For all our latest catalogue updates and company info: www.tvh.com



MUFFLERS

used for: **TOYOTA**



Type muffler	Length (mm) L1	Dimension (mm) L2	Body dimension (mm) dia. D1 or L3 x L4	Smallest outer dia. tube (mm) D2	Largest outer dia. tube (mm) D3	REF
Round	340	600	200	42	42	124TA2821
Round	340	605	157	38	42	110TA8580
Round	340	720	170	38	46	134TA7813
Round	340	835	195	43	45	123TA6082
Round	340	880	200	43	45	124TA7182
Round	340	920	195	43	45	134TA7799
Round	340	955	185	42	45	134TA8086
Round	340	970	192	43	45	123TA9894
Round	340	1020	200	43	45	123TA6083
Round	340	1030	200	41	45	134TA7986
Round	340	1040	195	43	46	123TA6084
Round	342	400	200	42	42	123TA6085



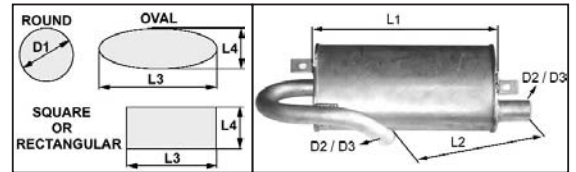


MUFFLERS

For all our latest catalogue updates and company info: www.tvh.com

MUFFLERS

used for: **TOYOTA**



Type muffler	Length (mm) L1	Dimension (mm) L2	Body dimension (mm) dia. D1 or L3 x L4	Smallest outer dia. tube (mm) D2	Largest outer dia. tube (mm) D3	REF
Round	342	518	193	45	48	108TA4292
Round	345	380	162	38	38	108TA4341
Round	345	700	165	38	47	104TA5878
Round	345	900	200	38	43	123TA9898
Round	410	260	152	35	52	124TA1978
Round	410	260	160	35	52	105TA6741
Round	410	440	160	36	51	105TA6775
Round	420	500	170	43	47	104TA5747
Round	420	520	193	42	47	105TA6821
Round	420	725	170	42	47	134TA7931
Round	480	620	160	43	48	105TA6735
Round	480	725	152	47	47	118TA1269



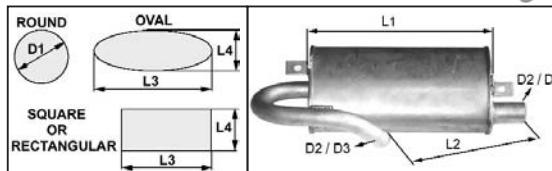
MUFFLERS

For all our latest catalogue updates and company info: www.tvh.com



MUFFLERS

used for: **TOYOTA**



Type muffler	Length (mm) L1	Dimension (mm) L2	Body dimension (mm) dia. D1 or L3 x L4	Smallest outer dia. tube (mm) D2	Largest outer dia. tube (mm) D3	REF
Round	500	630	140	38	45	104TA5760
Round	530	760	225	57	61	104TA5968
Round	597	720	163	43	43	134TA8072
Round	600	580	160	42	51	105TA6776
Round	665	875	245	75	75	139TA1667
Round	700	150	160	42	61	105TA6692
Round	700	240	160	43	62	134TA7873
Round	710	1130	40	38	42	105TA6669
Round	795	1000	152	61	69	105TA6792
Round	795	1006	155	60	67	108TA4324
Round	795	1020	160	60	68	134TA7776
Round	795	1025	153	61	67	118TA1364

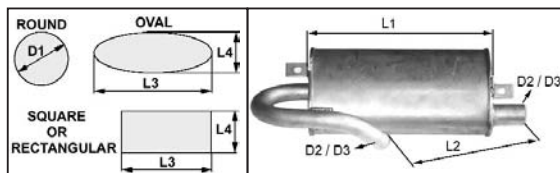


MUFFLERS

For all our latest catalogue updates and company info: www.tvh.com

MUFFLERS

used for: **TOYOTA**



Type muffler	Length (mm) L1	Dimension (mm) L2	Body dimension (mm) dia. D1 or L3 x L4	Smallest outer dia. tube (mm) D2	Largest outer dia. tube (mm) D3	REF
Round	910	1190	100	52	58	139TA4641
Round	960	1150	110	60	130	134TA8065
Round	1055	1155	122	50	50	139TA4642



Look up these parts via