

# Katalog



**Ersatzteile für  
Scheuersaug-  
&  
Kehrmaschinen**

**Über TVH und TotalSource ..... I**

**Inhaltsverzeichnis ..... A**

- Englisch ..... A
- Niederländisch ..... C
- Französisch ..... E
- Deutsch ..... G
- Spanisch ..... I
- Portugiesisch ..... K
- Italienisch ..... M
- Polnisch ..... O
- Russisch ..... Q

**Gut zu wissen ..... 1**

- Gut zu wissen ..... 2

**Ersatzteile für Scheuersaug- und Kehrmaschinen verwendet für: ..... 9**

- ADIATEK ..... 9
- ADVANCE-NILFISK ..... 13
- ALTO ..... 27
- AMERICAN LINCOLN ..... 29
- COMAC ..... 43
- DULEVO ..... 57
- EUREKA ..... 77
- FIMAP ..... 81
- FIORENTINI ..... 83
- FLOORPUL ..... 91
- GANSOW IPC ..... 97
- HAKO ..... 105
- KARCHER ..... 125
- NILFISK ..... 137
- POWERBOSS ..... 169
- RCM ..... 181
- TASKI ..... 187
- TENNANT ..... 191
- WETROK ..... 237

**Universelle Ersatzteile & Werkstattzubehör ... 241**

- Standard-Schleifpads ..... 242
- Hochgeschwindigkeitspads ..... 244
- Rollen ..... 246
- Lasträder ..... 246
- Bandagen ..... 248
- Fahrersitze ..... 248
- Saugleitungen ..... 249
- Verbindungsstücke ..... 249
- Kabel ..... 249
- Magnetic sweeper ..... 250
- Lazy Sweeper®-Kehrbesen ..... 251
- SmartSweep®-Kehrsaugmaschine ..... 252
- Hydro Sweeper ..... 253

- Mini Sweeper ..... 254
- Maxi Sweeper ..... 255
- Tiefzyklusbatterien für Scheuersaug- & Kehrmaschinen ..... 256
- SB/SBE/SBX-Batteriestecker ..... 257
- Batteriestecker-Tabelle ..... 257
- Hochfrequenz-Ladegeräte ..... 258
- Hochfrequenz-Ladegeräte mit vorinstallierter Luftpumpe ..... 261
- HF-Multispannungs-BatterieLadegerät ..... 262
- Zubehör für HF-Ladegeräte ..... 262
- Einbauladegeräte ..... 264
- Standard-Einbauladegeräte ..... 265
- Batterie-Regenerator ..... 268
- Energic Replus-Batterie-Regenerator ..... 269
- BMS-System: Drahtlose Erfassung schwacher Zellen ..... 272
- FLUKE 279FC Wärmebild-Multimeter ..... 274
- Digitales Dichtemessgerät ..... 275
- BDX-Batterieentlade-/Analysegerät ..... 276
- Batterie-Sicherheitspaket ..... 277
- Leckage-Notfallsatz 20 l ..... 277
- Batterieentladeanzeigen ..... 278
- Batterieentladeanzeigen/-regler ..... 278
- Batterieentladeregler/Betriebsstundenzähler ..... 278
- Batterieentladeregler ..... 280
- Batterie-Ladezustandsmesser (keine BDI) ..... 281
- Betriebsstundenzähler – analog ..... 282
- Betriebsstundenzähler – analog mit Zeiger ..... 283
- Betriebsstundenzähler – digital ..... 284
- Betriebsstundenzähler – analog quadratisch ..... 286
- Betriebsstundenzähler – digital quadratisch ..... 287
- Curtis ..... 288
- Elektrosystem ..... 289
- PG Drives Technology ..... 290
- Sevcon ..... 291
- SME ..... 292
- Elektronikabteilung ..... 293
- Rückfahralarme ..... 294
- Blitzleuchten ..... 295
- Dokumentenhalter ..... 296
- Üblicher Bodenreiniger ..... 298
- Industrieller Bodenreiniger ..... 298
- Farbe ..... 299
- Fahne ..... 300
- Selbstklebende rutschfeste Rollen ..... 300
- Antirutschspray ..... 300
- Rutschhemmende Beschichtung ..... 300
- Handfeger ..... 301
- Kehrblech mit Handfeger ..... 301
- Kehrblech ..... 301
- Gepuderte Latexhandschuhe ..... 302
- Handschuhe ..... 302

- Chemische Handschuhe .....303
- Handseife von Premium-Qualität.....304
- Reinigungstuch .....304
- Handreinigungstücher .....304
- Neue & überholte Motoren.....305
- Motorersatzteile.....305



USED FOR  
**ADIATEK**



used for: **ADIATEK** series: **AMBER 66 24V**


## FILTER

Filter element, solution intake filter	<b>Model:</b> AMBER 66 24V	<b>REF</b> <a href="#">100SG3511</a>
Filter, solution inline	<b>Model:</b> AMBER 66 24V	<b>REF</b> <a href="#">100SG1529</a>



## HOSE

Hose, drain	<b>Model:</b> AMBER 66 24V	<b>REF</b> <a href="#">100SG1525</a>
Hose, solution - Ø 14,00 mm; length: 1000,00 mm	<b>Model:</b> AMBER 66 24V	<b>REF</b> <a href="#">100SG1527</a>
Hose, solution - Ø 20,00 mm; length: 350,00 mm	<b>Model:</b> AMBER 66 24V	<b>REF</b> <a href="#">100SG1526</a>
Hose, squeegee	<b>Model:</b> AMBER 66 24V	<b>REF</b> <a href="#">100SG1524</a>

## SQUEEGEE

Blade, squeegee front - 42" or 1066,80 mm; inner; rubber	<b>Model:</b> AMBER 66 24V	<b>REF</b> <a href="#">100SG1530</a>
Blade, squeegee front - 44" or 1117,60 mm; inner; rubber	<b>Model:</b> AMBER 66 24V	<b>REF</b> <a href="#">100SG1531</a>
Blade, squeegee rear - 45" or 1143,00 mm; outer; 33 shore	<b>Model:</b> AMBER 66 24V	<b>REF</b> <a href="#">100SG1539</a>
Blade, squeegee rear - 45" or 1143,00 mm; outer; 40 shore	<b>Model:</b> AMBER 66 24V	<b>REF</b> <a href="#">100SG1537</a>
Blade, squeegee rear - 45" or 1143,00 mm; outer; red gum	<b>Model:</b> AMBER 66 24V	<b>REF</b> <a href="#">100SG1540</a>
Blade, squeegee rear - 45" or 1143,00 mm; outer; oil-resistant	<b>Model:</b> AMBER 66 24V	<b>REF</b> <a href="#">100SG1538</a>
Blade, squeegee rear - 45" or 1143,00 mm; outer; polyurethane	<b>Model:</b> AMBER 66 24V	<b>REF</b> <a href="#">100SG1541</a>
Blade, squeegee rear - 47" or 1193,80 mm; outer; 33 shore	<b>Model:</b> AMBER 66 24V	<b>REF</b> <a href="#">100SG1533</a>
Blade, squeegee rear - 47" or 1193,80 mm; outer; 40 shore	<b>Model:</b> AMBER 66 24V	<b>REF</b> <a href="#">100SG1532</a>
Blade, squeegee rear - 47" or 1193,80 mm; outer; red gum	<b>Model:</b> AMBER 66 24V	<b>REF</b> <a href="#">100SG1534</a>
Blade, squeegee rear - 47" or 1193,80 mm; outer; oil-resistant	<b>Model:</b> AMBER 66 24V	<b>REF</b> <a href="#">100SG1535</a>
Blade, squeegee rear - 47" or 1193,80 mm; outer; polyurethane	<b>Model:</b> AMBER 66 24V	<b>REF</b> <a href="#">100SG1536</a>



## SWEEPER/BRUSH

Pad assembly, main scrubber brush - 13" or 330,20 mm no centerlock	<b>Model:</b> AMBER 66 24V	<b>REF</b> <a href="#">101SG2388</a>
Pad assembly, main scrubber brush - 13" or 330,20 mm; black centerlock	<b>Model:</b> AMBER 66 24V	<b>REF</b> <a href="#">101SG2390</a>
Pad assembly, main scrubber brush - 13" or 330,20 mm; green centerlock	<b>Model:</b> AMBER 66 24V	<b>REF</b> <a href="#">101SG2389</a>
Scrubber brush, main - 13" or 330,20 mm; abrasive 1.2; 6 SR	<b>Model:</b> AMBER 66 24V	<b>REF</b> <a href="#">101SG2385</a>
Scrubber brush, main - 13" or 330,20 mm; mix 5; 6 SR; brown	<b>Model:</b> AMBER 66 24V	<b>REF</b> <a href="#">101SG2386</a>
Scrubber brush, main - 13" or 330,20 mm; nylon 0.3; 6 SR	<b>Model:</b> AMBER 66 24V	<b>REF</b> <a href="#">101SG2387</a>
Scrubber brush, main - 13" or 330,20 mm; polypropylene 0.3; 6 SR; light blue	<b>Model:</b> AMBER 66 24V	<b>REF</b> <a href="#">101SG2382</a>
Scrubber brush, main - 13" or 330,20 mm; polypropylene 0.6; 6 SR; white	<b>Model:</b> AMBER 66 24V	<b>REF</b> <a href="#">101SG2383</a>
Scrubber brush, main - 13" or 330,20 mm; polypropylene 0.9; 6 SR; white	<b>Model:</b> AMBER 66 24V	<b>REF</b> <a href="#">101SG2384</a>



## VACUUM MOTOR

Motor, vacuum - 24 VDC	<b>Model:</b> AMBER 66 24V	<b>REF</b> <a href="#">101SG2381</a>
------------------------	----------------------------	--------------------------------------

used for: **ADIATEK** series: **RUBY 45T**



## FILTER

Filter element, solution intake filter - cartridge	<b>Model:</b> RUBY 45T	<b>REF</b> <a href="#">100SG3512</a>
--	------------------------	--------------------------------------



## HOSE

Hose, drain	<b>Model:</b> RUBY 45T	<b>REF</b> <a href="#">100SG3022</a>
Hose, vacuum, squeegee	<b>Model:</b> RUBY 45T	<b>REF</b> <a href="#">100SG3092</a>



## SQUEEGEE

Blade, squeegee inner - front; polyurethane	<b>Model:</b> RUBY 45T	<b>REF</b> <a href="#">101SG2374</a>
Blade, squeegee rear - rubber; 33 shore	<b>Model:</b> RUBY 45T	<b>REF</b> <a href="#">100SG3905</a>
Blade, squeegee rear - rubber; 40 shore	<b>Model:</b> RUBY 45T	<b>REF</b> <a href="#">101SG2375</a>
Blade, squeegee rear - rubber; oil-resistant	<b>Model:</b> RUBY 45T	<b>REF</b> <a href="#">100SG3906</a>



## SWEEPER/BRUSH

Pad assembly, main scrubber brush - 9" or 228,60 mm	<b>Model:</b> RUBY 45T	<b>REF</b> <a href="#">101SG2377</a>
Scrubber brush, main - 8" or 203,20 mm; abrasive 1.20; grey	<b>Model:</b> RUBY 45T	<b>REF</b> <a href="#">101SG2380</a>
Scrubber brush, main - 8" or 203,20 mm; nylon 0.5; 5 SR; white	<b>Model:</b> RUBY 45T	<b>REF</b> <a href="#">101SG2378</a>
Scrubber brush, main - 8" or 203,20 mm; polypropylene 0.3; 5 SR; light blue	<b>Model:</b> RUBY 45T	<b>REF</b> <a href="#">101SG2376</a>
Scrubber brush, main - 8" or 203,20 mm; polypropylene 0.6; 5 SR; white	<b>Model:</b> RUBY 45T	<b>REF</b> <a href="#">101SG2379</a>



## VACUUM MOTOR

Motor, vacuum - 36 VDC; 550 W	<b>Model:</b> RUBY 45T	<b>REF</b> <a href="#">100SG1597</a>
-------------------------------	------------------------	--------------------------------------

used for: **ADIATEK** series: **RUBY 45T**

used for: ADIATEK series: RUBY 55T

used for: **ADIATEK** series: **RUBY 55T**



## FILTER

Filter element, solution intake filter - cartridge	<b>Model:</b> RUBY 55T	<b>REF</b> <a href="#">100SG3512</a>
--	------------------------	--------------------------------------



## HOSE

Hose, drain	<b>Model:</b> RUBY 55T	<b>REF</b> <a href="#">100SG3022</a>
Hose, vacuum, squeegee	<b>Model:</b> RUBY 55T	<b>REF</b> <a href="#">100SG3092</a>



## SQUEEGEE

Blade, squeegee inner - front; polyurethane	<b>Model:</b> RUBY 55T	<b>REF</b> <a href="#">100SG3904</a>
Blade, squeegee rear - rubber; 33 shore	<b>Model:</b> RUBY 55T	<b>REF</b> <a href="#">100SG3905</a>
Blade, squeegee rear - rubber; 40 shore	<b>Model:</b> RUBY 55T	<b>REF</b> <a href="#">100SG3903</a>
Blade, squeegee rear - rubber; oil-resistant	<b>Model:</b> RUBY 55T	<b>REF</b> <a href="#">100SG3906</a>



## SWEEPER/BRUSH

Pad assembly, main scrubber brush - 9" or 228,60 mm	<b>Model:</b> RUBY 55T	<b>REF</b> <a href="#">101SG2377</a>
Scrubber brush, main - 8" or 203,20 mm; abrasive 1.20; grey	<b>Model:</b> RUBY 55T	<b>REF</b> <a href="#">101SG2380</a>
Scrubber brush, main - 8" or 203,20 mm; nylon 0.5; 5 SR; white	<b>Model:</b> RUBY 55T	<b>REF</b> <a href="#">101SG2378</a>
Scrubber brush, main - 8" or 203,20 mm; polypropylene 0.3; 5 SR; light blue	<b>Model:</b> RUBY 55T	<b>REF</b> <a href="#">101SG2376</a>
Scrubber brush, main - 8" or 203,20 mm; polypropylene 0.6; 5 SR; white	<b>Model:</b> RUBY 55T	<b>REF</b> <a href="#">101SG2379</a>



## VACUUM MOTOR

Motor, vacuum - 36 VDC; 550 W	<b>Model:</b> RUBY 55T	<b>REF</b> <a href="#">100SG1597</a>
-------------------------------	------------------------	--------------------------------------



USED FOR  
**ADVANCE-NILFISK**



used for: **ADVANCE-NILFISK** series: **CAPTOR 4800**


## FILTER

Filter element, dust filter - recovery tank	<b>Model:</b> CAPTOR 4800, 4800B	<b>REF</b> <a href="#">100SG3241</a>
---	----------------------------------	--------------------------------------



## HOSE

Hose, vacuum	<b>Model:</b> CAPTOR 4800, 4800B	<b>REF</b> <a href="#">100SG1548</a>
--------------	----------------------------------	--------------------------------------



## MOTOR

Motor, curb broom - 12 VDC	<b>Model:</b> CAPTOR 4800	<b>REF</b> <a href="#">101SG2396</a>
Motor, shaker - 12 VDC; 7 A; 3300 RPM	<b>Model:</b> CAPTOR 4800	<b>REF</b> <a href="#">101SG2397</a>



## SQUEEGEE

Blade, squeegee inner - rear; fabric	<b>Model:</b> CAPTOR 4800, 4800B	<b>REF</b> <a href="#">100SG1546</a>
Blade, squeegee outer - rear; fabric	<b>Model:</b> CAPTOR 4800, 4800B	<b>REF</b> <a href="#">100SG1547</a>
Blade, squeegee rear - dump door	<b>Model:</b> CAPTOR 4800, 4800B	<b>REF</b> <a href="#">100SG1544</a>
Blade, squeegee side - hopper; fabric	<b>Model:</b> CAPTOR 4800, 4800B	<b>REF</b> <a href="#">100SG1545</a>
Squeegee assembly, rear	<b>Model:</b> CAPTOR 4800, 4800B	<b>REF</b> <a href="#">100SG1558</a>
Squeegee assembly, rear - neoprene	<b>Model:</b> CAPTOR 4800, 4800B	<b>REF</b> <a href="#">100SG1561</a>
Squeegee assembly, rear - red gum	<b>Model:</b> CAPTOR 4800, 4800B	<b>REF</b> <a href="#">100SG1553</a>
Squeegee assembly, rear - polyurethane	<b>Model:</b> CAPTOR 4800, 4800B	<b>REF</b> <a href="#">100SG1563</a>
Squeegee assembly, side - neoprene	<b>Model:</b> CAPTOR 4800, 4800B	<b>REF</b> <a href="#">100SG1565</a>
Squeegee assembly, side - red gum	<b>Model:</b> CAPTOR 4800, 4800B	<b>REF</b> <a href="#">100SG1559</a>



## SWEEPER/BRUSH


Scrubber brush, main - 16" or 406,40 mm; nylon; .028; 7 SR; no clutch; rotary	<b>Model:</b> CAPTOR 4800, 4800B	<b>REF</b> <a href="#">100SG3248</a>
Scrubber brush, main - 16" or 406,40 mm; polyurethane; .022; 8 SR; rotary	<b>Model:</b> CAPTOR 4800, 4800B	<b>REF</b> <a href="#">100SG3249</a>
Scrubber brush, main - 16" or 406,40 mm; Tynex; .018/500 grit; 7 SR; rotary	<b>Model:</b> CAPTOR 4800, 4800B	<b>REF</b> <a href="#">100SG3247</a>
Scrubber brush, main - 16" or 406,40 mm; Tynex; .022/120 grit; 8 SR; rotary	<b>Model:</b> CAPTOR 4800, 4800B	<b>REF</b> <a href="#">100SG3251</a>
Scrubber brush, main - 16" or 406,40 mm; Tynex; .035/180 grit; 7 SR; rotary	<b>Model:</b> CAPTOR 4800, 4800B	<b>REF</b> <a href="#">100SG3252</a>
Scrubber brush, main - 16" or 406,40 mm; Tynex; .050/80 grit; 7 SR; rotary	<b>Model:</b> CAPTOR 4800, 4800B	<b>REF</b> <a href="#">100SG3246</a>
Scrubber brush, main - 16" or 406,40 mm; Tynex; .070/46 grit; 8 SR; rotary	<b>Model:</b> CAPTOR 4800, 4800B	<b>REF</b> <a href="#">100SG3245</a>
Scrubber brush, main - 16" or 406,40 mm; Union mix; rotary	<b>Model:</b> CAPTOR 4800, 4800B	<b>REF</b> <a href="#">100SG3250</a>



## VACUUM MOTOR

Motor, vacuum - 36 VDC; 550 W; with capacitor	<b>Model:</b> CAPTOR 4800B	<b>REF</b> <a href="#">100SG1543</a>
---	----------------------------	--------------------------------------

used for: **ADVANCE-NILFISK** series: **CAPTOR 5400**



## FILTER

Filter element, air filter	<b>Model:</b> CAPTOR 5400	<b>REF</b> <a href="#">101SG2398</a>
----------------------------	---------------------------	--------------------------------------



## HOSE

Hose, vacuum	<b>Model:</b> CAPTOR 5400, 5400B	<b>REF</b> <a href="#">100SG1548</a>
--------------	----------------------------------	--------------------------------------



## MOTOR

Motor, curb broom - 12 VDC	<b>Model:</b> CAPTOR 5400	<b>REF</b> <a href="#">101SG2396</a>
----------------------------	---------------------------	--------------------------------------



## SQUEEGEE

Blade, squeegee inner - rear; fabric	<b>Model:</b> CAPTOR 5400, 5400B	<b>REF</b> <a href="#">100SG1546</a>
Blade, squeegee outer - rear; fabric	<b>Model:</b> CAPTOR 5400, 5400B	<b>REF</b> <a href="#">100SG1547</a>
Blade, squeegee rear - dump door	<b>Model:</b> CAPTOR 5400, 5400B	<b>REF</b> <a href="#">100SG1544</a>
Blade, squeegee side - hopper; fabric	<b>Model:</b> CAPTOR 5400, 5400B	<b>REF</b> <a href="#">100SG1545</a>
Squeegee assembly, rear	<b>Model:</b> CAPTOR 5400, 5400B	<b>REF</b> <a href="#">100SG1566</a>
Squeegee assembly, rear - neoprene	<b>Model:</b> CAPTOR 5400, 5400B	<b>REF</b> <a href="#">100SG1567</a>
Squeegee assembly, rear - red gum	<b>Model:</b> CAPTOR 5400, 5400B	<b>REF</b> <a href="#">100SG1552</a>
Squeegee assembly, rear - polyurethane	<b>Model:</b> CAPTOR 5400, 5400B	<b>REF</b> <a href="#">100SG1568</a>
Squeegee assembly, side - neoprene	<b>Model:</b> CAPTOR 5400, 5400B	<b>REF</b> <a href="#">100SG1565</a>
Squeegee assembly, side - red gum	<b>Model:</b> CAPTOR 5400, 5400B	<b>REF</b> <a href="#">100SG1559</a>



## SWEEPER/BRUSH

Scrubber brush, main - 13" or 330,20 mm; polyurethane; .022; 6 SR; rotary	<b>Model:</b> CAPTOR 5400, 5400B	<b>REF</b> <a href="#">100SG3257</a>
Scrubber brush, main - 13" or 330,20 mm; polyurethane; .028; 6 SR; rotary	<b>Model:</b> CAPTOR 5400, 5400B	<b>REF</b> <a href="#">100SG3256</a>
Scrubber brush, main - 13" or 330,20 mm; Tynex; .018/500 grit; 6 SR; rotary	<b>Model:</b> CAPTOR 5400, 5400B	<b>REF</b> <a href="#">100SG3255</a>
Scrubber brush, main - 13" or 330,20 mm; Tynex; .022/120 grit; 6 SR; rotary	<b>Model:</b> CAPTOR 5400, 5400B	<b>REF</b> <a href="#">100SG3259</a>
Scrubber brush, main - 13" or 330,20 mm; Tynex; .035/180 grit; 6 SR; rotary	<b>Model:</b> CAPTOR 5400, 5400B	<b>REF</b> <a href="#">100SG3260</a>
Scrubber brush, main - 13" or 330,20 mm; Tynex; .050/80 grit; 6 SR; rotary	<b>Model:</b> CAPTOR 5400, 5400B	<b>REF</b> <a href="#">100SG3254</a>
Scrubber brush, main - 13" or 330,20 mm; Tynex; .070/46 grit; 6 SR; rotary	<b>Model:</b> CAPTOR 5400, 5400B	<b>REF</b> <a href="#">100SG3253</a>
Scrubber brush, main - 13" or 330,20 mm; Union mix; 5 SR; rotary	<b>Model:</b> CAPTOR 5400, 5400B	<b>REF</b> <a href="#">100SG3258</a>

used for: **ADVANCE-NILFISK** series: **CONDOR 4030**


## FILTER

Filter element, air filter - total height: 25 mm	<b>Model:</b> CONDOR 4030	<b>REF</b> <a href="#">101SG2391</a>
--	---------------------------	--------------------------------------



## HOSE

Hose, squeegee	<b>Model:</b> CONDOR 4030	<b>REF</b> <a href="#">100SG1628</a>
Hose, vacuum	<b>Model:</b> CONDOR 4030	<b>REF</b> <a href="#">100SG1622</a>



## MOTOR

Motor, main broom - 36 VDC; 30 A; 2200 RPM; cylindrical	<b>Model:</b> CONDOR 4030	<b>REF</b> <a href="#">100SG1629</a>
---	---------------------------	--------------------------------------



## SQUEEGEE

Blade kit, squeegee - 40" or 1016,00 mm; gum rubber; red	<b>Model:</b> CONDOR 4030	<b>REF</b> <a href="#">100SG1638</a>
Blade kit, squeegee - 40" or 1016,00 mm; gum rubber; tan	<b>Model:</b> CONDOR 4030	<b>REF</b> <a href="#">100SG1637</a>
Blade kit, squeegee - 45" or 1143,00 mm; gum rubber; red	<b>Model:</b> CONDOR 4030	<b>REF</b> <a href="#">100SG1636</a>
Blade kit, squeegee - 45" or 1143,00 mm; gum rubber; tan	<b>Model:</b> CONDOR 4030	<b>REF</b> <a href="#">100SG1635</a>
Blade kit, squeegee - 48" or 1219,20 mm; gum rubber; red	<b>Model:</b> CONDOR 4030	<b>REF</b> <a href="#">100SG1640</a>
Blade kit, squeegee - 48" or 1219,20 mm; gum rubber; tan	<b>Model:</b> CONDOR 4030	<b>REF</b> <a href="#">100SG1639</a>



## SWEEPER/BRUSH

Sweeper brush, curb - 10" or 254,00 mm; polypropylene; 3 SR; optional	<b>Model:</b> CONDOR 4030	<b>REF</b> <a href="#">100SG1616</a>
Sweeper brush, main - 38" or 965,20 mm; hard nylon; 24 SR	<b>Model:</b> CONDOR 4030	<b>REF</b> <a href="#">100SG1618</a>
Sweeper brush, main - 38" or 965,20 mm; soft nylon; 18 SR	<b>Model:</b> CONDOR 4030	<b>REF</b> <a href="#">100SG1617</a>
Sweeper brush, main - 38" or 965,20 mm; Tynex; 18 SR; 180 grit	<b>Model:</b> CONDOR 4030	<b>REF</b> <a href="#">100SG1619</a>
Sweeper brush, main - 40" or 1016,00 mm; 18 SR; 80 grit	<b>Model:</b> CONDOR 4030	<b>REF</b> <a href="#">100SG1620</a>
Sweeper brush, main - 40" or 1016,00 mm; polypropylene; 18 SR	<b>Model:</b> CONDOR 4030	<b>REF</b> <a href="#">100SG1621</a>
Sweeper brush, main - 45" or 1143,00 mm; 18 SR; 180 grit	<b>Model:</b> CONDOR 4030	<b>REF</b> <a href="#">100SG1632</a>
Sweeper brush, main - 45" or 1143,00 mm; 18 SR; 80 grit	<b>Model:</b> CONDOR 4030	<b>REF</b> <a href="#">100SG1633</a>
Sweeper brush, main - 45" or 1143,00 mm; hard nylon; 18 SR	<b>Model:</b> CONDOR 4030	<b>REF</b> <a href="#">100SG1631</a>
Sweeper brush, main - 45" or 1143,00 mm; polypropylene; 18 SR	<b>Model:</b> CONDOR 4030	<b>REF</b> <a href="#">100SG1634</a>
Sweeper brush, main - 45" or 1143,00 mm; soft nylon; 18 SR	<b>Model:</b> CONDOR 4030	<b>REF</b> <a href="#">100SG1630</a>
Sweeper brush, main - 48" or 1219,20 mm; 18 SR; 80 grit	<b>Model:</b> CONDOR 4030	<b>REF</b> <a href="#">100SG1626</a>
Sweeper brush, main - 48" or 1219,20 mm; hard nylon; 18 SR	<b>Model:</b> CONDOR 4030	<b>REF</b> <a href="#">100SG1624</a>
Sweeper brush, main - 48" or 1219,20 mm; soft nylon; 18 SR	<b>Model:</b> CONDOR 4030	<b>REF</b> <a href="#">100SG1623</a>
Sweeper brush, main - 48" or 1219,20 mm; Tynex; 18 SR; 180 grit	<b>Model:</b> CONDOR 4030	<b>REF</b> <a href="#">100SG1625</a>



## VACUUM MOTOR

Motor, vacuum - 36 VDC; 550 W; with capacitor	<b>Model:</b> CONDOR 4030	<b>REF</b> <a href="#">100SG1543</a>
---	---------------------------	--------------------------------------

used for: **ADVANCE-NILFISK** series: **CONDOR 4530**



## FILTER

Filter element, air filter - total height: 25 mm	<b>Model:</b> CONDOR 4530	<b>REF</b> <a href="#">101SG2391</a>
--	---------------------------	--------------------------------------



## HOSE

Hose, squeegee	<b>Model:</b> CONDOR 4530	<b>REF</b> <a href="#">100SG1628</a>
Hose, vacuum	<b>Model:</b> CONDOR 4530	<b>REF</b> <a href="#">100SG1622</a>



## MOTOR

Motor, main broom - 36 VDC; 30 A; 2200 RPM; cylindrical	<b>Model:</b> CONDOR 4530	<b>REF</b> <a href="#">100SG1629</a>
---	---------------------------	--------------------------------------



## SQUEEGEE

Blade kit, squeegee - 40" or 1016,00 mm; gum rubber; red	<b>Model:</b> CONDOR 4530	<b>REF</b> <a href="#">100SG1638</a>
Blade kit, squeegee - 40" or 1016,00 mm; gum rubber; tan	<b>Model:</b> CONDOR 4530	<b>REF</b> <a href="#">100SG1637</a>
Blade kit, squeegee - 45" or 1143,00 mm; gum rubber; red	<b>Model:</b> CONDOR 4530	<b>REF</b> <a href="#">100SG1636</a>
Blade kit, squeegee - 45" or 1143,00 mm; gum rubber; tan	<b>Model:</b> CONDOR 4530	<b>REF</b> <a href="#">100SG1635</a>
Blade kit, squeegee - 48" or 1219,20 mm; gum rubber; red	<b>Model:</b> CONDOR 4530	<b>REF</b> <a href="#">100SG1640</a>
Blade kit, squeegee - 48" or 1219,20 mm; gum rubber; tan	<b>Model:</b> CONDOR 4530	<b>REF</b> <a href="#">100SG1639</a>



## SWEEPER/BRUSH

Sweeper brush, curb - 10" or 254,00 mm; polypropylene; 3 SR; optional	<b>Model:</b> CONDOR 4530	<b>REF</b> <a href="#">100SG1616</a>
Sweeper brush, main - 38" or 965,20 mm; hard nylon; 24 SR	<b>Model:</b> CONDOR 4530	<b>REF</b> <a href="#">100SG1618</a>
Sweeper brush, main - 38" or 965,20 mm; soft nylon; 18 SR	<b>Model:</b> CONDOR 4530	<b>REF</b> <a href="#">100SG1617</a>
Sweeper brush, main - 38" or 965,20 mm; Tynex; 18 SR; 180 grit	<b>Model:</b> CONDOR 4530	<b>REF</b> <a href="#">100SG1619</a>
Sweeper brush, main - 40" or 1016,00 mm; 18 SR; 80 grit	<b>Model:</b> CONDOR 4530	<b>REF</b> <a href="#">100SG1620</a>
Sweeper brush, main - 40" or 1016,00 mm; polypropylene; 18 SR	<b>Model:</b> CONDOR 4530	<b>REF</b> <a href="#">100SG1621</a>
Sweeper brush, main - 45" or 1143,00 mm; 18 SR; 180 grit	<b>Model:</b> CONDOR 4530	<b>REF</b> <a href="#">100SG1632</a>
Sweeper brush, main - 45" or 1143,00 mm; 18 SR; 80 grit	<b>Model:</b> CONDOR 4530	<b>REF</b> <a href="#">100SG1633</a>
Sweeper brush, main - 45" or 1143,00 mm; hard nylon; 18 SR	<b>Model:</b> CONDOR 4530	<b>REF</b> <a href="#">100SG1631</a>
Sweeper brush, main - 45" or 1143,00 mm; polypropylene; 18 SR	<b>Model:</b> CONDOR 4530	<b>REF</b> <a href="#">100SG1634</a>
Sweeper brush, main - 45" or 1143,00 mm; soft nylon; 18 SR	<b>Model:</b> CONDOR 4530	<b>REF</b> <a href="#">100SG1630</a>
Sweeper brush, main - 48" or 1219,20 mm; 18 SR; 80 grit	<b>Model:</b> CONDOR 4530	<b>REF</b> <a href="#">100SG1626</a>
Sweeper brush, main - 48" or 1219,20 mm; hard nylon; 18 SR	<b>Model:</b> CONDOR 4530	<b>REF</b> <a href="#">100SG1624</a>
Sweeper brush, main - 48" or 1219,20 mm; soft nylon; 18 SR	<b>Model:</b> CONDOR 4530	<b>REF</b> <a href="#">100SG1623</a>
Sweeper brush, main - 48" or 1219,20 mm; Tynex; 18 SR; 180 grit	<b>Model:</b> CONDOR 4530	<b>REF</b> <a href="#">100SG1625</a>



## VACUUM MOTOR

Motor, vacuum - 36 VDC; 550 W; with capacitor	<b>Model:</b> CONDOR 4530	<b>REF</b> <a href="#">100SG1543</a>
---	---------------------------	--------------------------------------

used for: **ADVANCE-NILFISK** series: **CONDOR 4530**



used for: **ADVANCE-NILFISK** series: **CONDOR 4830**


### FILTER

Filter element, air filter - total height: 25 mm	<b>Model:</b> CONDOR 4830	<b>REF</b> <a href="#">101SG2391</a>
--	---------------------------	--------------------------------------



### HOSE

Hose, squeegee	<b>Model:</b> CONDOR 4830	<b>REF</b> <a href="#">100SG1628</a>
Hose, vacuum	<b>Model:</b> CONDOR 4830	<b>REF</b> <a href="#">100SG1622</a>



### MOTOR

Motor, main broom - 36 VDC; 30 A; 2200 RPM; cylindrical	<b>Model:</b> CONDOR 4830	<b>REF</b> <a href="#">100SG1629</a>
---	---------------------------	--------------------------------------



### SQUEEGEE

Blade kit, squeegee - 40" or 1016,00 mm; gum rubber; red	<b>Model:</b> CONDOR 4830	<b>REF</b> <a href="#">100SG1638</a>
Blade kit, squeegee - 40" or 1016,00 mm; gum rubber; tan	<b>Model:</b> CONDOR 4830	<b>REF</b> <a href="#">100SG1637</a>
Blade kit, squeegee - 45" or 1143,00 mm; gum rubber; red	<b>Model:</b> CONDOR 4830	<b>REF</b> <a href="#">100SG1636</a>
Blade kit, squeegee - 45" or 1143,00 mm; gum rubber; tan	<b>Model:</b> CONDOR 4830	<b>REF</b> <a href="#">100SG1635</a>
Blade kit, squeegee - 48" or 1219,20 mm; gum rubber; red	<b>Model:</b> CONDOR 4830	<b>REF</b> <a href="#">100SG1640</a>
Blade kit, squeegee - 48" or 1219,20 mm; gum rubber; tan	<b>Model:</b> CONDOR 4830	<b>REF</b> <a href="#">100SG1639</a>



### SWEEPER/BRUSH

Sweeper brush, curb - 10" or 254,00 mm; polypropylene; 3 SR; optional	<b>Model:</b> CONDOR 4830	<b>REF</b> <a href="#">100SG1616</a>
Sweeper brush, main - 38" or 965,20 mm; hard nylon; 24 SR	<b>Model:</b> CONDOR 4830	<b>REF</b> <a href="#">100SG1618</a>
Sweeper brush, main - 38" or 965,20 mm; soft nylon; 18 SR	<b>Model:</b> CONDOR 4830	<b>REF</b> <a href="#">100SG1617</a>
Sweeper brush, main - 38" or 965,20 mm; Tynex; 18 SR; 180 grit	<b>Model:</b> CONDOR 4830	<b>REF</b> <a href="#">100SG1619</a>
Sweeper brush, main - 40" or 1016,00 mm; 18 SR; 80 grit	<b>Model:</b> CONDOR 4830	<b>REF</b> <a href="#">100SG1620</a>
Sweeper brush, main - 40" or 1016,00 mm; polypropylene; 18 SR	<b>Model:</b> CONDOR 4830	<b>REF</b> <a href="#">100SG1621</a>
Sweeper brush, main - 45" or 1143,00 mm; 18 SR; 180 grit	<b>Model:</b> CONDOR 4830	<b>REF</b> <a href="#">100SG1632</a>
Sweeper brush, main - 45" or 1143,00 mm; 18 SR; 80 grit	<b>Model:</b> CONDOR 4830	<b>REF</b> <a href="#">100SG1633</a>
Sweeper brush, main - 45" or 1143,00 mm; hard nylon; 18 SR	<b>Model:</b> CONDOR 4830	<b>REF</b> <a href="#">100SG1631</a>
Sweeper brush, main - 45" or 1143,00 mm; polypropylene; 18 SR	<b>Model:</b> CONDOR 4830	<b>REF</b> <a href="#">100SG1634</a>
Sweeper brush, main - 45" or 1143,00 mm; soft nylon; 18 SR	<b>Model:</b> CONDOR 4830	<b>REF</b> <a href="#">100SG1630</a>
Sweeper brush, main - 48" or 1219,20 mm; 18 SR; 80 grit	<b>Model:</b> CONDOR 4830	<b>REF</b> <a href="#">100SG1626</a>
Sweeper brush, main - 48" or 1219,20 mm; hard nylon; 18 SR	<b>Model:</b> CONDOR 4830	<b>REF</b> <a href="#">100SG1624</a>
Sweeper brush, main - 48" or 1219,20 mm; soft nylon; 18 SR	<b>Model:</b> CONDOR 4830	<b>REF</b> <a href="#">100SG1623</a>
Sweeper brush, main - 48" or 1219,20 mm; Tynex; 18 SR; 180 grit	<b>Model:</b> CONDOR 4830	<b>REF</b> <a href="#">100SG1625</a>



### VACUUM MOTOR

Motor, vacuum - 36 VDC; 550 W; with capacitor	<b>Model:</b> CONDOR 4830	<b>REF</b> <a href="#">100SG1543</a>
---	---------------------------	--------------------------------------

used for: **ADVANCE-NILFISK** series: **EXTERRA SR1900**



## FILTER

Filter assembly, fuel	<b>Model:</b> EXTERRA SR1900	<b>REF</b> <a href="#">100SG1583</a>
Filter assembly, hydraulic - 3 cylinder engine	<b>Model:</b> EXTERRA SR1900	<b>REF</b> <a href="#">100SG1691</a>
Filter assembly, hydraulic - 4 cylinder engine	<b>Model:</b> EXTERRA SR1900	<b>REF</b> <a href="#">100SG1704</a>
Filter assembly, LPG	<b>Model:</b> EXTERRA SR1900	<b>REF</b> <a href="#">100SG1582</a>
Filter element, dust filter – panel type; ultra-web cellulose	<b>Model:</b> EXTERRA SR1900	<b>REF</b> <a href="#">100SG3027</a>
Filter element, dust filter - synthetic	<b>Model:</b> EXTERRA SR1900	<b>REF</b> <a href="#">100SG3028</a>
Filter element, engine oil filter	<b>Model:</b> EXTERRA SR1900	<b>REF</b> <a href="#">100SG1581</a>
Filter element, engine oil filter; fuel type; LPG	<b>Model:</b> EXTERRA SR1900	<b>REF</b> <a href="#">100SG1705</a>
Filter element, hydraulic filter; fuel type; gasoline/LPG	<b>Model:</b> EXTERRA SR1900	<b>REF</b> <a href="#">100SG1646</a>
Filter element, inner air filter - height: 260,00 mm	<b>Model:</b> EXTERRA SR1900	<b>REF</b> <a href="#">100SG1678</a>
Filter element, inner air filter - height: 288,00 mm	<b>Model:</b> EXTERRA SR1900	<b>REF</b> <a href="#">100SG3026</a>
Filter element, outer air filter - height: 270,00 mm	<b>Model:</b> EXTERRA SR1900	<b>REF</b> <a href="#">100SG1679</a>
Filter element, outer air filter - height: 292,00 mm	<b>Model:</b> EXTERRA SR1900	<b>REF</b> <a href="#">100SG3025</a>



## MOTOR

Motor, main broom - hydraulic; Danfoss	<b>Model:</b> EXTERRA SR1900	<b>REF</b> <a href="#">100SG1703</a>
--	------------------------------	--------------------------------------



## SWEEPER/BRUSH

Sweeper brush, curb - 17" or 431,80 mm; polypropylene; 3 SR	<b>Model:</b> EXTERRA SR1900	<b>REF</b> <a href="#">100SG1699</a>
Sweeper brush, curb - iron wire	<b>Model:</b> EXTERRA SR1900	<b>REF</b> <a href="#">100SG1701</a>
Sweeper brush, curb - nylon	<b>Model:</b> EXTERRA SR1900	<b>REF</b> <a href="#">100SG1700</a>
Sweeper brush, main - 50" or 1270,00 mm; nylon; 8 DR	<b>Model:</b> EXTERRA SR1900	<b>REF</b> <a href="#">100SG1697</a>
Sweeper brush, main - 50" or 1270,00 mm; proex; 8 DR	<b>Model:</b> EXTERRA SR1900	<b>REF</b> <a href="#">100SG1698</a>
Sweeper brush, main - 50" or 1270,00 mm; proex-iron wire; 8 DR; herringbone	<b>Model:</b> EXTERRA SR1900	<b>REF</b> <a href="#">100SG1692</a>
Sweeper brush, main - proex; 12 DR	<b>Model:</b> EXTERRA SR1900	<b>REF</b> <a href="#">100SG1693</a>
Sweeper brush, main - proex-iron wire; 12 DR	<b>Model:</b> EXTERRA SR1900	<b>REF</b> <a href="#">100SG1694</a>
Sweeper brush, main - stiff proex; 8 DR	<b>Model:</b> EXTERRA SR1900	<b>REF</b> <a href="#">100SG1695</a>
Sweeper brush, main - stiff proex-iron wire; 12 DR	<b>Model:</b> EXTERRA SR1900	<b>REF</b> <a href="#">100SG1696</a>

used for: **ADVANCE-NILFISK** series: **EXTERRA SR1900**

used for: **ADVANCE-NILFISK** series: **HYDRO-RETRIEVER 2042**


## FILTER

Filter element, dust filter - pre-sweep; optional	<b>Model:</b> HYDRO-RETRIEVER 2042, 2042C	<b>REF</b> <a href="#">100SG1599</a>
---	---	--------------------------------------



## HOSE

Hose, squeegee	<b>Model:</b> HYDRO-RETRIEVER 2042, 2042C	<b>REF</b> <a href="#">100SG1591</a>
Hose, vacuum - date: till 01/02/2003	<b>Model:</b> HYDRO-RETRIEVER 2042, 2042C	<b>REF</b> <a href="#">100SG1585</a>
Hose, vacuum - date: till 31/01/2003	<b>Model:</b> HYDRO-RETRIEVER 2042, 2042C	<b>REF</b> <a href="#">100SG1584</a>



## MOTOR

Motor, main broom - 36 VDC; 26 A; 1500 RPM; 1 HP; cylindrical	<b>Model:</b> HYDRO-RETRIEVER 2042, 2042C	<b>REF</b> <a href="#">100SG1613</a>
Motor, scrub brush - 36 VDC; 77 A; 3600 RPM; 3 HP	<b>Model:</b> HYDRO-RETRIEVER 2042, 2042C	<b>REF</b> <a href="#">100SG1600</a>



## SQUEEGEE

Blade kit, squeegee - neoprene; oil-resistant; optional	<b>Model:</b> HYDRO-RETRIEVER 2042, 2042C	<b>REF</b> <a href="#">100SG1594</a>
Blade kit, squeegee - standard; gum rubber	<b>Model:</b> HYDRO-RETRIEVER 2042, 2042C	<b>REF</b> <a href="#">100SG1593</a>
Blade, squeegee front - red gum	<b>Model:</b> HYDRO-RETRIEVER 2042, 2042C	<b>REF</b> <a href="#">100SG1615</a>
Blade, squeegee front - neoprene; optional; oil-resistant	<b>Model:</b> HYDRO-RETRIEVER 2042, 2042C	<b>REF</b> <a href="#">100SG1590</a>
Blade, squeegee front - standard	<b>Model:</b> HYDRO-RETRIEVER 2042, 2042C	<b>REF</b> <a href="#">100SG1596</a>
Blade, squeegee rear - red gum	<b>Model:</b> HYDRO-RETRIEVER 2042, 2042C	<b>REF</b> <a href="#">100SG1614</a>
Blade, squeegee rear - neoprene; oil-resistant; optional	<b>Model:</b> HYDRO-RETRIEVER 2042, 2042C	<b>REF</b> <a href="#">100SG1595</a>
Blade, squeegee rear - standard; rubber	<b>Model:</b> HYDRO-RETRIEVER 2042, 2042C	<b>REF</b> <a href="#">100SG1589</a>
Blade, squeegee side - LH; rubber	<b>Model:</b> HYDRO-RETRIEVER 2042, 2042C	<b>REF</b> <a href="#">100SG1588</a>
Blade, squeegee side - rotary brush	<b>Model:</b> HYDRO-RETRIEVER 2042, 2042C	<b>REF</b> <a href="#">100SG1586</a>
Blade, squeegee side - rubber; rotary brush	<b>Model:</b> HYDRO-RETRIEVER 2042, 2042C	<b>REF</b> <a href="#">100SG1587</a>
Blade, squeegee side - polyurethane; oil-resistant; optional	<b>Model:</b> HYDRO-RETRIEVER 2042, 2042C	<b>REF</b> <a href="#">100SG1598</a>



## SWEEPER/BRUSH

Sweeper brush, curb - 10" or 254,00 mm; polypropylene; 3 SR; optional; pre-sweep	<b>Model:</b> HYDRO-RETRIEVER 2042, 2042C	<b>REF</b> <a href="#">100SG1670</a>
Sweeper brush, curb - 6" or 152,40 mm; polypropylene; 2 SR; optional; pre-sweep	<b>Model:</b> HYDRO-RETRIEVER 2042, 2042C	<b>REF</b> <a href="#">100SG1673</a>
Sweeper brush, main - 37" or 939,80 mm; abrasive nylon 1.5; 46 grit; 12 SR	<b>Model:</b> HYDRO-RETRIEVER 2042, 2042C	<b>REF</b> <a href="#">100SG1612</a>
Sweeper brush, main - 37" or 939,80 mm; hard nylon; 16 SR	<b>Model:</b> HYDRO-RETRIEVER 2042, 2042C	<b>REF</b> <a href="#">100SG1609</a>
Sweeper brush, main - 37" or 939,80 mm; polypropylene; 16 SR	<b>Model:</b> HYDRO-RETRIEVER 2042, 2042C	<b>REF</b> <a href="#">100SG1607</a>
Sweeper brush, main - 37" or 939,80 mm; soft nylon; 16 SR	<b>Model:</b> HYDRO-RETRIEVER 2042, 2042C	<b>REF</b> <a href="#">100SG1608</a>
Sweeper brush, main - 37" or 939,80 mm; Tynex; 14 SR; 180 grit	<b>Model:</b> HYDRO-RETRIEVER 2042, 2042C	<b>REF</b> <a href="#">100SG1610</a>
Sweeper brush, main - 42" or 1066,80 mm; 180 grit	<b>Model:</b> HYDRO-RETRIEVER 2042, 2042C	<b>REF</b> <a href="#">100SG1604</a>
Sweeper brush, main - 42" or 1066,80 mm; 46 grit	<b>Model:</b> HYDRO-RETRIEVER 2042, 2042C	<b>REF</b> <a href="#">100SG1606</a>
Sweeper brush, main - 42" or 1066,80 mm; 80 grit	<b>Model:</b> HYDRO-RETRIEVER 2042, 2042C	<b>REF</b> <a href="#">100SG1605</a>
Sweeper brush, main - 42" or 1066,80 mm; hard nylon	<b>Model:</b> HYDRO-RETRIEVER 2042, 2042C	<b>REF</b> <a href="#">100SG1603</a>
Sweeper brush, main - 42" or 1066,80 mm; polypropylene; 12 SR	<b>Model:</b> HYDRO-RETRIEVER 2042, 2042C	<b>REF</b> <a href="#">100SG1601</a>
Sweeper brush, main - 42" or 1066,80 mm; soft nylon	<b>Model:</b> HYDRO-RETRIEVER 2042, 2042C	<b>REF</b> <a href="#">100SG1602</a>
Sweeper brush, main - optional; pre-sweep	<b>Model:</b> HYDRO-RETRIEVER 2042, 2042C	<b>REF</b> <a href="#">100SG1690</a>
Sweeper brush, main - abrasive nylon 1.2; 80 grit	<b>Model:</b> HYDRO-RETRIEVER 2042, 2042C	<b>REF</b> <a href="#">100SG1611</a>



## VACUUM MOTOR

Motor, vacuum - 36 VDC; 550 W; with capacitor	<b>Model:</b> HYDRO-RETRIEVER 2042, 2042C	<b>REF</b> <a href="#">100SG1543</a>
---	---	--------------------------------------

used for: **ADVANCE-NILFISK** series: **HYDRO-RETRIEVER 2052**



## FILTER

Filter element, engine oil filter - fuel type: gasoline/LPG	<b>Model:</b> HYDRO-RETRIEVER 2052	<b>REF</b> <a href="#">100SG1706</a>
Filter element, hydraulic filter - fuel type: LPG	<b>Model:</b> HYDRO-RETRIEVER 2052	<b>REF</b> <a href="#">100SG1681</a>
Filter element, inner air filter - fuel type: gasoline/LPG	<b>Model:</b> HYDRO-RETRIEVER 2052	<b>REF</b> <a href="#">100SG1676</a>
Filter element, outer air filter - fuel type: gasoline/LPG	<b>Model:</b> HYDRO-RETRIEVER 2052	<b>REF</b> <a href="#">100SG1675</a>



## HOSE

Hose, vacuum - fuel type: LPG	<b>Model:</b> HYDRO-RETRIEVER 2052	<b>REF</b> <a href="#">100SG1652</a>
Hose, vacuum - squeegee; fuel type: electric	<b>Model:</b> HYDRO-RETRIEVER 2052B	<b>REF</b> <a href="#">100SG1666</a>



## MOTOR

Motor, main broom - 36 VDC; 1 HP; fuel type: electric	<b>Model:</b> HYDRO-RETRIEVER 2052B	<b>REF</b> <a href="#">100SG1651</a>
Motor, main broom - hydraulic; fuel type: gasoline/LPG	<b>Model:</b> HYDRO-RETRIEVER 2052	<b>REF</b> <a href="#">100SG1677</a>
Motor, scrub brush - 36 VDC; 77 A; 3600 RPM; 3 HP	<b>Model:</b> HYDRO-RETRIEVER 2052B	<b>REF</b> <a href="#">100SG1600</a>
Motor, scrub brush - hydraulic; fuel type: gasoline/LPG	<b>Model:</b> HYDRO-RETRIEVER 2052	<b>REF</b> <a href="#">100SG1677</a>



## SQUEEGEE

Blade, squeegee front - LH; backup	<b>Model:</b> HYDRO-RETRIEVER 2052, 2052B	<b>REF</b> <a href="#">100SG1659</a>
Blade, squeegee front - RH; backup	<b>Model:</b> HYDRO-RETRIEVER 2052, 2052B	<b>REF</b> <a href="#">100SG1658</a>
Blade, squeegee front - RH; door	<b>Model:</b> HYDRO-RETRIEVER 2052, 2052B	<b>REF</b> <a href="#">100SG1660</a>
Blade, squeegee front - from sn 1321040	<b>Model:</b> HYDRO-RETRIEVER 2052, 2052B	<b>REF</b> <a href="#">100SG1667</a>
Blade, squeegee front - from sn 1321039	<b>Model:</b> HYDRO-RETRIEVER 2052, 2052B	<b>REF</b> <a href="#">100SG1665</a>
Blade, squeegee rear - backing - from sn 1321040	<b>Model:</b> HYDRO-RETRIEVER 2052, 2052B	<b>REF</b> <a href="#">100SG1669</a>
Blade, squeegee rear - neoprene- from sn 1321039	<b>Model:</b> HYDRO-RETRIEVER 2052, 2052B	<b>REF</b> <a href="#">100SG1664</a>
Blade, squeegee rear - rubber- from sn 1321039	<b>Model:</b> HYDRO-RETRIEVER 2052, 2052B	<b>REF</b> <a href="#">100SG1650</a>
Blade, squeegee rear - from sn 1321040	<b>Model:</b> HYDRO-RETRIEVER 2052, 2052B	<b>REF</b> <a href="#">100SG1668</a>
Blade, squeegee side - LH; gum rubber	<b>Model:</b> HYDRO-RETRIEVER 2052, 2052B	<b>REF</b> <a href="#">100SG1657</a>
Blade, squeegee side - RH; gum rubber	<b>Model:</b> HYDRO-RETRIEVER 2052, 2052B	<b>REF</b> <a href="#">100SG1656</a>
Squeegee assembly - sn up to 1312262	<b>Model:</b> HYDRO-RETRIEVER 2052	<b>REF</b> <a href="#">100SG1655</a>
Squeegee assembly - from sn 1312263	<b>Model:</b> HYDRO-RETRIEVER 2052	<b>REF</b> <a href="#">100SG1661</a>



## SWEEPER/BRUSH

Sweeper brush, curb - 10" or 254,00 mm; polypropylene; 2 SR	<b>Model:</b> HYDRO-RETRIEVER 2052, 2052B	<b>REF</b> <a href="#">100SG1672</a>
Sweeper brush, main - 36" or 914,40 mm; polypropylene; 6 DR	<b>Model:</b> HYDRO-RETRIEVER 2052, 2052B	<b>REF</b> <a href="#">100SG1682</a>



## VACUUM MOTOR

Motor, vacuum - 42 VAC; 360 W; heavy-duty	<b>Model:</b> HYDRO-RETRIEVER 2052, 2052B	<b>REF</b> <a href="#">100SG1649</a>
---	---	--------------------------------------

used for: **ADVANCE-NILFISK** series: **HYDRO-RETRIEVER 2052**



used for: **ADVANCE-NILFISK** series: **HYDRO-RETRIEVER 3800**


## FILTER

Filter element, dust filter - pre-sweep; optional	<b>Model:</b> HYDRO-RETRIEVER 3800	<b>REF</b> <a href="#">100SG1599</a>
---	------------------------------------	--------------------------------------



## HOSE

Hose, squeegee	<b>Model:</b> HYDRO-RETRIEVER 3800	<b>REF</b> <a href="#">100SG1591</a>
Hose, vacuum - date: till 01/02/2003	<b>Model:</b> HYDRO-RETRIEVER 3800	<b>REF</b> <a href="#">100SG1585</a>
Hose, vacuum - date: till 31/01/2003	<b>Model:</b> HYDRO-RETRIEVER 3800	<b>REF</b> <a href="#">100SG1584</a>
Hose, vacuum - motor	<b>Model:</b> HYDRO-RETRIEVER 3800	<b>REF</b> <a href="#">100SG1592</a>



## MOTOR

Motor, main broom - 36 VDC; 26 A; 1500 RPM; 1 HP; cylindrical	<b>Model:</b> HYDRO-RETRIEVER 3800	<b>REF</b> <a href="#">100SG1613</a>
Motor, scrub brush - 36 VDC; 77 A; 3600 RPM; 3 HP	<b>Model:</b> HYDRO-RETRIEVER 3800	<b>REF</b> <a href="#">100SG1600</a>



## SQUEEGEE

Blade kit, squeegee - neoprene; oil-resistant; optional	<b>Model:</b> HYDRO-RETRIEVER 3800	<b>REF</b> <a href="#">100SG1594</a>
Blade kit, squeegee - standard; gum rubber	<b>Model:</b> HYDRO-RETRIEVER 3800	<b>REF</b> <a href="#">100SG1593</a>
Blade, squeegee front - red gum	<b>Model:</b> HYDRO-RETRIEVER 3800	<b>REF</b> <a href="#">100SG1615</a>
Blade, squeegee front - neoprene; optional; oil-resistant	<b>Model:</b> HYDRO-RETRIEVER 3800	<b>REF</b> <a href="#">100SG1590</a>
Blade, squeegee front - standard	<b>Model:</b> HYDRO-RETRIEVER 3800	<b>REF</b> <a href="#">100SG1596</a>
Blade, squeegee rear - red gum	<b>Model:</b> HYDRO-RETRIEVER 3800	<b>REF</b> <a href="#">100SG1614</a>
Blade, squeegee rear - neoprene; oil-resistant; optional	<b>Model:</b> HYDRO-RETRIEVER 3800	<b>REF</b> <a href="#">100SG1595</a>
Blade, squeegee rear - standard; rubber	<b>Model:</b> HYDRO-RETRIEVER 3800	<b>REF</b> <a href="#">100SG1589</a>
Blade, squeegee side - LH; rubber	<b>Model:</b> HYDRO-RETRIEVER 3800	<b>REF</b> <a href="#">100SG1588</a>
Blade, squeegee side - rotary brush	<b>Model:</b> HYDRO-RETRIEVER 3800	<b>REF</b> <a href="#">100SG1586</a>
Blade, squeegee side - rubber; rotary brush	<b>Model:</b> HYDRO-RETRIEVER 3800	<b>REF</b> <a href="#">100SG1587</a>
Blade, squeegee side - polyurethane; oil-resistant; optional	<b>Model:</b> HYDRO-RETRIEVER 3800	<b>REF</b> <a href="#">100SG1598</a>



## SWEEPER/BRUSH

Sweeper brush, curb - 10" or 254,00 mm; polypropylene; 3 SR; optional; pre-sweep	<b>Model:</b> HYDRO-RETRIEVER 3800	<b>REF</b> <a href="#">100SG1670</a>
Sweeper brush, curb - 6" or 152,40 mm; polypropylene; 2 SR; optional; pre-sweep	<b>Model:</b> HYDRO-RETRIEVER 3800	<b>REF</b> <a href="#">100SG1673</a>
Sweeper brush, main - 37" or 939,80 mm; abrasive nylon 1.5; 46 grit; 12 SR	<b>Model:</b> HYDRO-RETRIEVER 3800	<b>REF</b> <a href="#">100SG1612</a>
Sweeper brush, main - 37" or 939,80 mm; hard nylon; 16 SR	<b>Model:</b> HYDRO-RETRIEVER 3800	<b>REF</b> <a href="#">100SG1609</a>
Sweeper brush, main - 37" or 939,80 mm; polypropylene; 16 SR	<b>Model:</b> HYDRO-RETRIEVER 3800	<b>REF</b> <a href="#">100SG1607</a>
Sweeper brush, main - 37" or 939,80 mm; soft nylon; 16 SR	<b>Model:</b> HYDRO-RETRIEVER 3800	<b>REF</b> <a href="#">100SG1608</a>
Sweeper brush, main - 37" or 939,80 mm; Tynex; 14 SR; 180 grit	<b>Model:</b> HYDRO-RETRIEVER 3800	<b>REF</b> <a href="#">100SG1610</a>
Sweeper brush, main - 42" or 1066,80 mm; 180 grit	<b>Model:</b> HYDRO-RETRIEVER 3800	<b>REF</b> <a href="#">100SG1604</a>
Sweeper brush, main - 42" or 1066,80 mm; 80 grit	<b>Model:</b> HYDRO-RETRIEVER 3800	<b>REF</b> <a href="#">100SG1606</a>
Sweeper brush, main - 42" or 1066,80 mm; 80 grit	<b>Model:</b> HYDRO-RETRIEVER 3800	<b>REF</b> <a href="#">100SG1605</a>
Sweeper brush, main - 42" or 1066,80 mm; hard nylon	<b>Model:</b> HYDRO-RETRIEVER 3800	<b>REF</b> <a href="#">100SG1603</a>
Sweeper brush, main - 42" or 1066,80 mm; polypropylene; 12 SR	<b>Model:</b> HYDRO-RETRIEVER 3800	<b>REF</b> <a href="#">100SG1601</a>
Sweeper brush, main - 42" or 1066,80 mm; soft nylon	<b>Model:</b> HYDRO-RETRIEVER 3800	<b>REF</b> <a href="#">100SG1602</a>
Sweeper brush, main - optional; pre-sweep	<b>Model:</b> HYDRO-RETRIEVER 3800	<b>REF</b> <a href="#">100SG1690</a>
Sweeper brush, main - abrasive nylon 1.2; 80 grit	<b>Model:</b> HYDRO-RETRIEVER 3800	<b>REF</b> <a href="#">100SG1611</a>



## VACUUM MOTOR

Motor, vacuum - 36 VDC; 550 W	<b>Model:</b> HYDRO-RETRIEVER 3800	<b>REF</b> <a href="#">100SG1597</a>
Motor, vacuum - 36 VDC; 550 W; with capacitor	<b>Model:</b> HYDRO-RETRIEVER 3800	<b>REF</b> <a href="#">100SG1543</a>

used for: **ADVANCE-NILFISK** series: **PROTERRA**



## FILTER

Filter element, air filter	<b>Model:</b> PROTERRA	<b>REF</b> <a href="#">100SG1569</a>
Filter element, dust filter – panel type; ultra-web cellulose	<b>Model:</b> PROTERRA	<b>REF</b> <a href="#">100SG3027</a>
Filter element, dust filter - synthetic	<b>Model:</b> PROTERRA	<b>REF</b> <a href="#">100SG3028</a>
Filter element, engine oil filter	<b>Model:</b> PROTERRA	<b>REF</b> <a href="#">100SG1573</a>
Filter element, hydraulic filter	<b>Model:</b> PROTERRA	<b>REF</b> <a href="#">100SG1570</a>



## MOTOR


Motor, main broom - hydraulic; M+S hydraulic	<b>Model:</b> PROTERRA	<b>REF</b> <a href="#">100SG1578</a>
--	------------------------	--------------------------------------



## SWEEPER/BRUSH

Sweeper brush, curb - 10" or 254,00 mm; nylon; 2 SR	<b>Model:</b> PROTERRA	<b>REF</b> <a href="#">100SG1580</a>
Sweeper brush, curb - 10" or 254,00 mm; polypropylene; 2 SR	<b>Model:</b> PROTERRA	<b>REF</b> <a href="#">100SG1572</a>
Sweeper brush, curb - 10" or 254,00 mm; polypropylene-iron wire; 2 SR	<b>Model:</b> PROTERRA	<b>REF</b> <a href="#">100SG1579</a>
Sweeper brush, main - 35" or 889,00 mm; nylon; 6 DR; spiral	<b>Model:</b> PROTERRA	<b>REF</b> <a href="#">100SG1574</a>
Sweeper brush, main - 35" or 889,00 mm; polypropylene-iron wire; 6 DR; spiral	<b>Model:</b> PROTERRA	<b>REF</b> <a href="#">100SG1576</a>
Sweeper brush, main - 35" or 889,00 mm; polypropylene-nylon; 6 DR	<b>Model:</b> PROTERRA	<b>REF</b> <a href="#">100SG1575</a>
Scrubber brush, main - 35" or 889,00 mm; Union mix; 6 DR; spiral	<b>Model:</b> PROTERRA	<b>REF</b> <a href="#">100SG1577</a>

used for: **ADVANCE-NILFISK** series: **PROTERRA**

used for: **ADVANCE-NILFISK** series: **RETRIEVER 6250**


## FILTER

Filter assembly, LPG	<b>Model:</b> RETRIEVER 6250	<b>REF</b> <a href="#">100SG1648</a>
Filter element, dust filter; fuel type: gasoline/LPG	<b>Model:</b> RETRIEVER 6250	<b>REF</b> <a href="#">100SG1680</a>
Filter element, engine oil filter; fuel type: gasoline/LPG	<b>Model:</b> RETRIEVER 6250	<b>REF</b> <a href="#">100SG1671</a>
Filter element, hydraulic filter; fuel type; gasoline/LPG	<b>Model:</b> RETRIEVER 6250	<b>REF</b> <a href="#">100SG1646</a>
Filter element, inner air filter	<b>Model:</b> RETRIEVER 6250	<b>REF</b> <a href="#">100SG1678</a>
Filter element, outer air filter - height: 270,00 mm	<b>Model:</b> RETRIEVER 6250	<b>REF</b> <a href="#">100SG1679</a>



## MOTOR

Motor, main broom - hydraulic; fuel type: gasoline/LPG	<b>Model:</b> RETRIEVER 6250	<b>REF</b> <a href="#">100SG1645</a>
--	------------------------------	--------------------------------------



## SQUEEGEE

Blade, squeegee front - dump door	<b>Model:</b> RETRIEVER 6250	<b>REF</b> <a href="#">100SG1641</a>
Blade, squeegee front - dump door shield	<b>Model:</b> RETRIEVER 6250	<b>REF</b> <a href="#">100SG1647</a>



## SWEEPER/BRUSH

Sweeper brush, curb - 13" or 330,20 mm; iron wire; 2 SR	<b>Model:</b> RETRIEVER 6250	<b>REF</b> <a href="#">100SG1643</a>
Sweeper brush, curb - 13" or 330,20 mm; nylon; 3 SR	<b>Model:</b> RETRIEVER 6250	<b>REF</b> <a href="#">100SG1642</a>
Sweeper brush, curb - 13" or 330,20 mm; polypropylene; 2 SR	<b>Model:</b> RETRIEVER 6250	<b>REF</b> <a href="#">100SG1674</a>
Sweeper brush, main - 45" or 1143,00 mm; proex; 12 DR	<b>Model:</b> RETRIEVER 6250	<b>REF</b> <a href="#">100SG1686</a>
Sweeper brush, main - 45" or 1143,00 mm; proex; 8 DR	<b>Model:</b> RETRIEVER 6250	<b>REF</b> <a href="#">100SG1688</a>
Sweeper brush, main - 45" or 1143,00 mm; proex-iron wire; 12 DR	<b>Model:</b> RETRIEVER 6250	<b>REF</b> <a href="#">100SG1684</a>
Sweeper brush, main - 45" or 1143,00 mm; proex-iron wire; 8 DR	<b>Model:</b> RETRIEVER 6250	<b>REF</b> <a href="#">100SG1689</a>
Sweeper brush, main - 45" or 1143,00 mm; stiff nylon; 8 DR	<b>Model:</b> RETRIEVER 6250	<b>REF</b> <a href="#">100SG1687</a>
Sweeper brush, main - 45" or 1143,00 mm; stiff proex; 8 DR	<b>Model:</b> RETRIEVER 6250	<b>REF</b> <a href="#">100SG1683</a>
Sweeper brush, main - 45" or 1143,00 mm; stiff proex-iron wire; 8 DR	<b>Model:</b> RETRIEVER 6250	<b>REF</b> <a href="#">100SG1685</a>

used for: **ADVANCE-NILFISK** series: **TERRA 4300**



## FILTER

Filter element, dust filter - panel type; paper	<b>Model:</b> TERRA 4300	<b>REF</b> <a href="#">101SG2392</a>
Filter element, air filter - polyester	<b>Model:</b> TERRA 4300	<b>REF</b> <a href="#">101SG2393</a>



## HOSE

Hose, solution - tank drain	<b>Model:</b> TERRA 4300, 4300B	<b>REF</b> <a href="#">100SG1560</a>
Hose, vacuum	<b>Model:</b> TERRA 4300, 4300B	<b>REF</b> <a href="#">100SG1548</a>



## MOTOR

Motor, curb broom RH - 24 VDC; 60 W; dx	<b>Model:</b> TERRA 4300	<b>REF</b> <a href="#">101SG2394</a>
Motor, main broom - kit; 24 VDC. 500 W	<b>Model:</b> TERRA 4300	<b>REF</b> <a href="#">101SG2395</a>



## SQUEEGEE

Blade, squeegee inner - rear; fabric	<b>Model:</b> TERRA 4300, 4300B	<b>REF</b> <a href="#">100SG1546</a>
Blade, squeegee outer - rear; fabric	<b>Model:</b> TERRA 4300, 4300B	<b>REF</b> <a href="#">100SG1547</a>
Blade, squeegee rear - dump door	<b>Model:</b> TERRA 4300, 4300B	<b>REF</b> <a href="#">100SG1544</a>
Blade, squeegee side - hopper; fabric	<b>Model:</b> TERRA 4300, 4300B	<b>REF</b> <a href="#">100SG1545</a>
Squeegee assembly - 43" or 1092,20 mm	<b>Model:</b> TERRA 4300, 4300B	<b>REF</b> <a href="#">100SG1557</a>
Squeegee assembly, rear - neoprene	<b>Model:</b> TERRA 4300, 4300B	<b>REF</b> <a href="#">100SG1549</a>
Squeegee assembly, rear - red gum	<b>Model:</b> TERRA 4300, 4300B	<b>REF</b> <a href="#">100SG1550</a>
Squeegee assembly, rear - polyurethane	<b>Model:</b> TERRA 4300, 4300B	<b>REF</b> <a href="#">100SG1554</a>
Squeegee assembly, side - red gum	<b>Model:</b> TERRA 4300, 4300B	<b>REF</b> <a href="#">100SG1559</a>



## SWEEPER/BRUSH

Scrubber brush, main - 14" or 355,60 mm; .018/500 grit; rotary	<b>Model:</b> TERRA 4300, 4300B	<b>REF</b> <a href="#">100SG3263</a>
Scrubber brush, main - 14" or 355,60 mm; .022/120 grit; rotary	<b>Model:</b> TERRA 4300, 4300B	<b>REF</b> <a href="#">100SG3267</a>
Scrubber brush, main - 14" or 355,60 mm; .050/80 grit; 7 SR; rotary	<b>Model:</b> TERRA 4300, 4300B	<b>REF</b> <a href="#">100SG3262</a>
Scrubber brush, main - 14" or 355,60 mm; .070/46 grit; 6 SR; rotary	<b>Model:</b> TERRA 4300, 4300B	<b>REF</b> <a href="#">100SG3261</a>
Scrubber brush, main - 14" or 355,60 mm; polyurethane; .022; 7 SR; rotary	<b>Model:</b> TERRA 4300, 4300B	<b>REF</b> <a href="#">100SG3265</a>
Scrubber brush, main - 14" or 355,60 mm; polyurethane; .028; 6 SR; rotary	<b>Model:</b> TERRA 4300, 4300B	<b>REF</b> <a href="#">100SG3264</a>
Scrubber brush, main - 14" or 355,60 mm; Tynex; .035/180 grit; rotary	<b>Model:</b> TERRA 4300, 4300B	<b>REF</b> <a href="#">100SG3268</a>
Scrubber brush, main - 14" or 355,60 mm; Union mix; rotary	<b>Model:</b> TERRA 4300, 4300B	<b>REF</b> <a href="#">100SG3266</a>



## VACUUM MOTOR

Motor, vacuum - 36 VDC; 550 W; with capacitor	<b>Model:</b> TERRA 4300B	<b>REF</b> <a href="#">100SG1543</a>
---	---------------------------	--------------------------------------

used for: **ADVANCE-NILFISK** series: **TERRA 4300**





USED FOR  
**ALTO**

used for: ALTO series: SCRUBTEC 343B

used for: **ALTO** series: **SCRUBTEC 343B**



### FILTER

Filter element, air filter	<b>Model:</b> SCRUBTEC 343B	<b>REF</b> <a href="#">100SG2385</a>
----------------------------	-----------------------------	--------------------------------------



### HOSE

Hose, vacuum - motor	<b>Model:</b> SCRUBTEC 343B	<b>REF</b> <a href="#">100SG1708</a>
Hose, vacuum - suction	<b>Model:</b> SCRUBTEC 343B	<b>REF</b> <a href="#">100SG1707</a>



### MOTOR

Motor, scrub brush - 24 VDC; 520 W	<b>Model:</b> SCRUBTEC 343B	<b>REF</b> <a href="#">101SG3448</a>
------------------------------------	-----------------------------	--------------------------------------



### SQUEEGEE

Squeegee assembly, front	<b>Model:</b> SCRUBTEC 343B	<b>REF</b> <a href="#">100SG1711</a>
Squeegee assembly, rear	<b>Model:</b> SCRUBTEC 343B	<b>REF</b> <a href="#">100SG1712</a>



### SWEEPER/BRUSH

Scrubber brush, curb, main - 15" or 381,00 mm; polypropylene; 7 SR	<b>Model:</b> SCRUBTEC 343B	<b>REF</b> <a href="#">100SG2388</a>
--	-----------------------------	--------------------------------------



### VACUUM MOTOR

Motor, vacuum - 24 VDC; 300 W	<b>Model:</b> SCRUBTEC 343B	<b>REF</b> <a href="#">100SG1709</a>
-------------------------------	-----------------------------	--------------------------------------





USED FOR  
**AMERICAN LINCOLN**

used for: AMERICAN LINCOLN series: 7700



## FILTER

Filter element, air filter	<b>Model:</b> 7700	<b>REF</b> <a href="#">101SG3449</a>
----------------------------	--------------------	--------------------------------------



## HOSE

Hose, squeegee	<b>Model:</b> 7700	<b>REF</b> <a href="#">100SG3053</a>
----------------	--------------------	--------------------------------------



## MOTOR

Motor, main broom - hydraulic; driver; main brush	<b>Model:</b> 7700	<b>REF</b> <a href="#">100SG3037</a>
---	--------------------	--------------------------------------



## SQUEEGEE

Blade, squeegee inner - narrow aisle	<b>Model:</b> 7700	<b>REF</b> <a href="#">100SG3058</a>
Blade, squeegee inner - wide aisle	<b>Model:</b> 7700	<b>REF</b> <a href="#">100SG3060</a>
Blade, squeegee outer - gum rubber	<b>Model:</b> 7700	<b>REF</b> <a href="#">100SG3057</a>
Blade, squeegee rear - rubber	<b>Model:</b> 7700	<b>REF</b> <a href="#">100SG3059</a>



## SWEEPER/BRUSH

Scrubber brush, main - 17" or 431,80 mm; iron wire	<b>Model:</b> 7700	<b>REF</b> <a href="#">100SG3043</a>
Scrubber brush, main - 17" or 431,80 mm; medium nylon 0.030"; 7 SR	<b>Model:</b> 7700	<b>REF</b> <a href="#">100SG3041</a>
Scrubber brush, main - 17" or 431,80 mm; nylon impregnated with 46 grit 0.070"	<b>Model:</b> 7700	<b>REF</b> <a href="#">100SG3044</a>
Scrubber brush, main - 17" or 431,80 mm; soft nylon 0.012"	<b>Model:</b> 7700	<b>REF</b> <a href="#">100SG3047</a>
Scrubber brush, main - 17" or 431,80 mm; stiff polypropylene 0.040"	<b>Model:</b> 7700	<b>REF</b> <a href="#">100SG3042</a>
Sweeper brush, curb - 11" or 279,40 mm; iron wire; 2 SR	<b>Model:</b> 7700	<b>REF</b> <a href="#">100SG3074</a>
Sweeper brush, curb - 11" or 279,40 mm; nylon; 2 SR	<b>Model:</b> 7700	<b>REF</b> <a href="#">100SG3336</a>
Sweeper brush, curb - 11" or 279,40 mm; polypropylene; 2 SR	<b>Model:</b> 7700	<b>REF</b> <a href="#">100SG3072</a>
Sweeper brush, main - 50" or 1270,00 mm; heavy-duty natural fiber-iron wire; 24 SR	<b>Model:</b> 7700	<b>REF</b> <a href="#">100SG3340</a>
Sweeper brush, main - 50" or 1270,00 mm; heavy-duty nylon; 24 SR	<b>Model:</b> 7700	<b>REF</b> <a href="#">100SG3339</a>
Sweeper brush, main - 50" or 1270,00 mm; natural fiber-iron wire; 8 DR	<b>Model:</b> 7700	<b>REF</b> <a href="#">100SG3510</a>
Sweeper brush, main - 50" or 1270,00 mm; nylon; 8 DR	<b>Model:</b> 7700	<b>REF</b> <a href="#">100SG3338</a>
Sweeper brush, main - 50" or 1270,00 mm; polypropylene; 8 DR	<b>Model:</b> 7700	<b>REF</b> <a href="#">100SG3341</a>
Sweeper brush, main - 50" or 1270,00 mm; proex; 8 DR	<b>Model:</b> 7700	<b>REF</b> <a href="#">100SG3073</a>
Sweeper brush, main - 50" or 1270,00 mm; proex-iron wire; 8 DR	<b>Model:</b> 7700	<b>REF</b> <a href="#">100SG3337</a>

used for: **AMERICAN LINCOLN** series: **7760**

used for: **AMERICAN LINCOLN** series: **7760**



## FILTER

Filter element, air filter - flame retardant; used for: Ford VSG-411/Ford VSG-413; fuel type: gasoline/LPG	<b>Model:</b> 7760	REF <a href="#">100SG3083</a>
Filter element, air filter - used for: Ford LRG 425; fuel type: gasoline/LPG	<b>Model:</b> 7760	REF <a href="#">100SG3353</a>
Filter element, fuel filter - height: 79,00 mm; used for: Mitsubishi S4Q2/Perkins 104.19; fuel type: diesel	<b>Model:</b> 7760	REF <a href="#">100SG3270</a>
Filter element, fuel filter - used for: Ford LRG 425 EFI; fuel type: gasoline/LPG	<b>Model:</b> 7760	REF <a href="#">100SG3354</a>
Filter element, fuel filter - used for: Mitsubishi S4Q2/Perkins 104.19; fuel type: diesel	<b>Model:</b> 7760	REF <a href="#">100SG3286</a>
Filter element, hydraulic filter	<b>Model:</b> 7760	REF <a href="#">100SG3050</a>
Filter element, solution intake filter	<b>Model:</b> 7760	REF <a href="#">100SG3281</a>



## HOSE

Hose, drain - length: 1100,00 mm	<b>Model:</b> 7760	REF <a href="#">100SG3290</a>
Hose, drain - length: 56,5" or 1435,00 mm	<b>Model:</b> 7760	REF <a href="#">100SG3291</a>
Hose, vacuum	<b>Model:</b> 7760	REF <a href="#">100SG3289</a>
Hose, vacuum - squeegee	<b>Model:</b> 7760	REF <a href="#">100SG3293</a>
Hose, vacuum - swing squeegee	<b>Model:</b> 7760	REF <a href="#">100SG3292</a>
Hose, vacuum - wand	<b>Model:</b> 7760	REF <a href="#">100SG3288</a>



## MOTOR

Motor, curb broom; hydraulic	<b>Model:</b> 7760	REF <a href="#">100SG3360</a>
Motor, main broom - hydraulic; driver; main brush	<b>Model:</b> 7760	REF <a href="#">100SG3037</a>
Motor, scrub brush - M+S hydraulic	<b>Model:</b> 7760	REF <a href="#">100SG3031</a>
Motor, shaker - 12 VDC; 6 A; 1600 RPM	<b>Model:</b> 7760	REF <a href="#">100SG3356</a>

## SQUEEGEE

Blade, squeegee rear - rubber; inlet	<b>Model:</b> 7760	REF <a href="#">100SG3317</a>
Blade, squeegee rear - 53" or 1346,20 mm deck; rubber; outer	<b>Model:</b> 7760	REF <a href="#">100SG3316</a>
Blade, squeegee side - rubber	<b>Model:</b> 7760	REF <a href="#">100SG3318</a>



## SWEEPER/BRUSH

Scrubber brush, main - 18" or 457,20 mm; iron wire	<b>Model:</b> 7760	REF <a href="#">100SG3276</a>
Scrubber brush, main - 18" or 457,20 mm; nylon; .028	<b>Model:</b> 7760	REF <a href="#">100SG3278</a>
Scrubber brush, main - 18" or 457,20 mm; nylon; .028; 7 SR; black	<b>Model:</b> 7760	REF <a href="#">100SG3274</a>
Scrubber brush, main - 18" or 457,20 mm; polypropylene; .035/180 grit; 8 SR	<b>Model:</b> 7760	REF <a href="#">100SG3275</a>
Scrubber brush, main - 18" or 457,20 mm; Tynex; .035/180 grit; 7 SR	<b>Model:</b> 7760	REF <a href="#">100SG3279</a>
Scrubber brush, main - 18" or 457,20 mm; Tynex; .070/46 grit; 8 SR	<b>Model:</b> 7760	REF <a href="#">100SG3277</a>
Sweeper brush, curb - 11" or 279,40 mm; nylon; 2 SR	<b>Model:</b> 7760	REF <a href="#">100SG3336</a>
Sweeper brush, curb - 11" or 279,40 mm; polypropylene; 2 SR	<b>Model:</b> 7760	REF <a href="#">100SG3332</a>
Sweeper brush, main - 50" or 1270,00 mm; heavy-duty natural fiber-iron wire; 24 SR	<b>Model:</b> 7760	REF <a href="#">100SG3340</a>
Sweeper brush, main - 50" or 1270,00 mm; heavy-duty nylon; 24 SR	<b>Model:</b> 7760	REF <a href="#">100SG3339</a>
Sweeper brush, main - 50" or 1270,00 mm; natural fiber-iron wire; 8 DR	<b>Model:</b> 7760	REF <a href="#">100SG3510</a>
Sweeper brush, main - 50" or 1270,00 mm; nylon; 8 DR	<b>Model:</b> 7760	REF <a href="#">100SG3338</a>
Sweeper brush, main - 50" or 1270,00 mm; polypropylene; 8 DR	<b>Model:</b> 7760	REF <a href="#">100SG3341</a>
Sweeper brush, main - 50" or 1270,00 mm; proex; 8 DR	<b>Model:</b> 7760	REF <a href="#">100SG3073</a>
Sweeper brush, main - 50" or 1270,00 mm; proex-iron wire; 8 DR	<b>Model:</b> 7760	REF <a href="#">100SG3337</a>



## VACUUM MOTOR

Motor, vacuum - hydraulic	<b>Model:</b> 7760	REF <a href="#">100SG3035</a>
---------------------------	--------------------	-------------------------------

used for: AMERICAN LINCOLN series: 7765



## FILTER

Filter assembly, fuel	<b>Model:</b> 7765	<b>REF</b> <a href="#">100SG1713</a>
Filter element, hydraulic filter	<b>Model:</b> 7765	<b>REF</b> <a href="#">100SG3050</a>
Filter element, air filter	<b>Model:</b> 7765	<b>REF</b> <a href="#">100SG1714</a>
Filter element, dust filter - panel type	<b>Model:</b> 7765	<b>REF</b> <a href="#">100SG3051</a>
Filter element, dust filter - panel type; synthetic	<b>Model:</b> 7765	<b>REF</b> <a href="#">100SG3052</a>



## HOSE

Hose, vacuum	<b>Model:</b> 7765	<b>REF</b> <a href="#">100SG3030</a>
--------------	--------------------	--------------------------------------



## MOTOR

Motor, main broom - hydraulic; driver; main brush	<b>Model:</b> 7765	<b>REF</b> <a href="#">100SG3037</a>
Motor, scrub brush - M+S hydraulic	<b>Model:</b> 7765	<b>REF</b> <a href="#">100SG3031</a>



## SWEEPER/BRUSH

Sweeper brush, curb - 11" or 279,40 mm; nylon; 2 SR	<b>Model:</b> 7765	<b>REF</b> <a href="#">100SG3336</a>
Sweeper brush, curb - 11" or 279,40 mm; polypropylene; 2 SR	<b>Model:</b> 7765	<b>REF</b> <a href="#">100SG3332</a>
Sweeper brush, main - 50" or 1270,00 mm; heavy-duty natural fiber-iron wire; 24 SR	<b>Model:</b> 7765	<b>REF</b> <a href="#">100SG3340</a>
Sweeper brush, main - 50" or 1270,00 mm; heavy-duty nylon; 24 SR	<b>Model:</b> 7765	<b>REF</b> <a href="#">100SG3339</a>
Sweeper brush, main - 50" or 1270,00 mm; natural fiber-iron wire; 8 DR	<b>Model:</b> 7765	<b>REF</b> <a href="#">100SG3510</a>
Sweeper brush, main - 50" or 1270,00 mm; nylon; 8 DR	<b>Model:</b> 7765	<b>REF</b> <a href="#">100SG3338</a>
Sweeper brush, main - 50" or 1270,00 mm; polypropylene; 8 DR	<b>Model:</b> 7765	<b>REF</b> <a href="#">100SG3341</a>
Sweeper brush, main - 50" or 1270,00 mm; proex; 8 DR	<b>Model:</b> 7765	<b>REF</b> <a href="#">100SG3073</a>
Sweeper brush, main - 50" or 1270,00 mm; proex-iron wire; 8 DR	<b>Model:</b> 7765	<b>REF</b> <a href="#">100SG3337</a>



## VACUUM MOTOR

Motor, vacuum - fan; hydraulic; sweeping	<b>Model:</b> 7765	<b>REF</b> <a href="#">100SG3038</a>
Motor, vacuum - hydraulic	<b>Model:</b> 7765	<b>REF</b> <a href="#">100SG3035</a>



used for: **AMERICAN LINCOLN** series: **114RS**



## FILTER

Filter element, dust filter – polypropylene; optional; panel type	<b>Model:</b> 114RS	<b>REF</b> <a href="#">100SG3082</a>
Filter element, dust filter – standard, panel type	<b>Model:</b> 114RS	<b>REF</b> <a href="#">100SG3081</a>



## MOTOR

Motor, curb broom - 36 VDC; 1,7 A; 91 RPM	<b>Model:</b> 114RS	<b>REF</b> <a href="#">100SG3361</a>
Motor, main broom - 36 VDC; 1/2 HP; 1200 RPM	<b>Model:</b> 114RS	<b>REF</b> <a href="#">100SG3327</a>
Motor, shaker - 36 VDC	<b>Model:</b> 114RS	<b>REF</b> <a href="#">100SG3357</a>



## SWEEPER/BRUSH

Sweeper brush, curb - 8" or 203,20 mm; nylon; 2 SR	<b>Model:</b> 114RS	<b>REF</b> <a href="#">100SG3352</a>
Sweeper brush, curb - 8" or 203,20 mm; polypropylene; 2 SR; pre sweep	<b>Model:</b> 114RS	<b>REF</b> <a href="#">100SG3344</a>
Sweeper brush, main - 27" or 685,80 mm; high density nylon; 18 SR	<b>Model:</b> 114RS	<b>REF</b> <a href="#">100SG3273</a>
Sweeper brush, main - 27" or 685,80 mm; nylon; 6 DR	<b>Model:</b> 114RS	<b>REF</b> <a href="#">100SG3350</a>
Sweeper brush, main - 27" or 685,80 mm; proex; 6 DR	<b>Model:</b> 114RS	<b>REF</b> <a href="#">100SG3272</a>
Sweeper brush, main - 27" or 685,80 mm; proex-iron wire	<b>Model:</b> 114RS	<b>REF</b> <a href="#">100SG3351</a>

used for: **AMERICAN LINCOLN** series: **114RS**

used for: **AMERICAN LINCOLN** series: **4366XP**



## FILTER

Filter assembly, fuel	<b>Model:</b> 4366XP	<b>REF</b> <a href="#">100SG1713</a>
Filter element, air filter - flame retardant; used for: Ford VSG-411/Ford VSG-413; fuel type: gasoline/LPG	<b>Model:</b> 4366XP	<b>REF</b> <a href="#">100SG3083</a>
Filter element, hydraulic filter	<b>Model:</b> 4366XP	<b>REF</b> <a href="#">100SG3084</a>



## MOTOR

Motor, main broom - hydraulic; driver; main brush	<b>Model:</b> 4366XP	<b>REF</b> <a href="#">100SG3037</a>
---	----------------------	--------------------------------------



## SWEEPER/BRUSH

Sweeper brush, curb - 11" or 279,40 mm; iron wire; 2 SR	<b>Model:</b> 4366XP	<b>REF</b> <a href="#">100SG3036</a>
Sweeper brush, curb - 13" or 330,20 mm; nylon; 3 SR	<b>Model:</b> 4366XP	<b>REF</b> <a href="#">100SG3342</a>
Sweeper brush, curb - 13" or 330,20 mm; polypropylene; 2 SR	<b>Model:</b> 4366XP	<b>REF</b> <a href="#">100SG3343</a>
Sweeper brush, main - 50" or 1270 mm; heavy-duty natural fiber-iron wire; 24 SR	<b>Model:</b> 4366XP	<b>REF</b> <a href="#">100SG3079</a>
Sweeper brush, main - 50" or 1270,00 mm; nylon; 8 DR	<b>Model:</b> 4366XP	<b>REF</b> <a href="#">100SG3077</a>
Sweeper brush, main - 50" or 1270,00 mm; polypropylene; 8 DR	<b>Model:</b> 4366XP	<b>REF</b> <a href="#">100SG3078</a>
Sweeper brush, main - 50" or 1270,00 mm; proex-iron wire; 8 DR	<b>Model:</b> 4366XP	<b>REF</b> <a href="#">100SG3075</a>
Sweeper brush, main - polypropylene-iron wire; 8 DR	<b>Model:</b> 4366XP	<b>REF</b> <a href="#">100SG3080</a>
Sweeper brush, main - proex; 8 DR	<b>Model:</b> 4366XP	<b>REF</b> <a href="#">100SG3076</a>

used for: **AMERICAN LINCOLN** series: **7730-40 INCH DECK**



## FILTER

Filter assembly, hydraulic	<b>Model:</b> 7730-40 INCH DECK	<b>REF</b> <a href="#">100SG3049</a>
Filter element, dust filter – standard, panel type	<b>Model:</b> 7730-40 INCH DECK	<b>REF</b> <a href="#">100SG3081</a>
Filter element, dust filter – polypropylene; optional; panel type	<b>Model:</b> 7730-40 INCH DECK	<b>REF</b> <a href="#">100SG3082</a>



## HOSE

Hose, squeegee - fuel type: electric	<b>Model:</b> 7730-40 INCH DECK	<b>REF</b> <a href="#">100SG3295</a>
Hose, squeegee - tank	<b>Model:</b> 7730-40 INCH DECK	<b>REF</b> <a href="#">100SG3056</a>
Hose, vacuum - manifold drain; 43"	<b>Model:</b> 7730-40 INCH DECK	<b>REF</b> <a href="#">100SG3055</a>



## MOTOR

Motor, main broom - hydraulic	<b>Model:</b> 7730-40 INCH DECK	<b>REF</b> <a href="#">100SG3040</a>
Motor, scrub brush - 36 VDC; 45 A	<b>Model:</b> 7730-40 INCH DECK	<b>REF</b> <a href="#">100SG3029</a>



## SQUEEGEE

Blade, squeegee rear - 47" or 1193,80 mm; rubber; scrub deck; neoprene	<b>Model:</b> 7730-40 INCH DECK	<b>REF</b> <a href="#">100SG3062</a>
Blade, squeegee side, outer - 40" or 1016,00 mm deck; rubber; outer	<b>Model:</b> 7730-40 INCH DECK	<b>REF</b> <a href="#">100SG3070</a>
Blade, squeegee rear - 46" or 1168,40 mm deck; rubber	<b>Model:</b> 7730-40 INCH DECK	<b>REF</b> <a href="#">100SG3319</a>
Blade, squeegee side - 40" or 1016,00 mm deck; rubber; inner	<b>Model:</b> 7730-40 INCH DECK	<b>REF</b> <a href="#">100SG3069</a>



## SWEEPER/BRUSH

Sweeper brush, curb - 8" or 203,20 mm; polypropylene; 2 SR; pre sweep	<b>Model:</b> 7730-40 INCH DECK	<b>REF</b> <a href="#">100SG3344</a>
Sweeper brush, main - 36" or 914,40 mm; heavy-duty natural fiber-iron wire	<b>Model:</b> 7730-40 INCH DECK	<b>REF</b> <a href="#">100SG3048</a>
Sweeper brush, main - 36" or 914,40 mm; nylon; 6 DR	<b>Model:</b> 7730-40 INCH DECK	<b>REF</b> <a href="#">100SG3335</a>
Sweeper brush, main - 36" or 914,40 mm; proex; 6 DR	<b>Model:</b> 7730-40 INCH DECK	<b>REF</b> <a href="#">100SG3071</a>
Sweeper brush, main - 36" or 914,40 mm; proex-iron wire; 6 DR	<b>Model:</b> 7730-40 INCH DECK	<b>REF</b> <a href="#">100SG3334</a>



## VACUUM MOTOR

Motor, vacuum - 36 VDC; 19,5 A; fan; impeller; sweeping	<b>Model:</b> 7730-40 INCH DECK	<b>REF</b> <a href="#">100SG3039</a>
Motor, vacuum - fan	<b>Model:</b> 7730-40 INCH DECK	<b>REF</b> <a href="#">100SG3032</a>

used for: **AMERICAN LINCOLN** series: **7730-40 INCH DECK**

used for: AMERICAN LINCOLN series: 7730-46 INCH DECK



## FILTER

Filter assembly, hydraulic	<b>Model:</b> 7730-46 INCH DECK	<b>REF</b> <a href="#">100SG3049</a>
Filter element, dust filter – standard, panel type	<b>Model:</b> 7730-46 INCH DECK	<b>REF</b> <a href="#">100SG3081</a>
Filter element, dust filter – polypropylene; optional; panel type	<b>Model:</b> 7730-46 INCH DECK	<b>REF</b> <a href="#">100SG3082</a>



## HOSE

Hose, squeegee - fuel type: electric	<b>Model:</b> 7730-46 INCH DECK	<b>REF</b> <a href="#">100SG3295</a>
Hose, squeegee - tank	<b>Model:</b> 7730-46 INCH DECK	<b>REF</b> <a href="#">100SG3056</a>
Hose, vacuum - manifold drain; 43"	<b>Model:</b> 7730-46 INCH DECK	<b>REF</b> <a href="#">100SG3055</a>



## MOTOR

Motor, main broom - hydraulic	<b>Model:</b> 7730-46 INCH DECK	<b>REF</b> <a href="#">100SG3040</a>
Motor, scrub brush - 36 VDC; 45 A	<b>Model:</b> 7730-46 INCH DECK	<b>REF</b> <a href="#">100SG3029</a>



## SQUEEGEE

Blade, squeegee rear - 47" or 1193,80 mm; rubber; scrub deck; neoprene	<b>Model:</b> 7730-46 INCH DECK	<b>REF</b> <a href="#">100SG3062</a>
Blade, squeegee rear - 46" or 1168,40 mm deck; rubber	<b>Model:</b> 7730-46 INCH DECK	<b>REF</b> <a href="#">100SG3319</a>



## SWEEPER/BRUSH

Sweeper brush, curb - 8" or 203,20 mm; polypropylene; 2 SR; pre sweep	<b>Model:</b> 7730-46 INCH DECK	<b>REF</b> <a href="#">100SG3344</a>
Sweeper brush, main - 36" or 914,40 mm; heavy-duty natural fiber-iron wire	<b>Model:</b> 7730-46 INCH DECK	<b>REF</b> <a href="#">100SG3048</a>
Sweeper brush, main - 36" or 914,40 mm; nylon; 6 DR	<b>Model:</b> 7730-46 INCH DECK	<b>REF</b> <a href="#">100SG3335</a>
Sweeper brush, main - 36" or 914,40 mm; proex; 6 DR	<b>Model:</b> 7730-46 INCH DECK	<b>REF</b> <a href="#">100SG3071</a>
Sweeper brush, main - 36" or 914,40 mm; proex-iron wire; 6 DR	<b>Model:</b> 7730-46 INCH DECK	<b>REF</b> <a href="#">100SG3334</a>



## VACUUM MOTOR

Motor, vacuum - 36 VDC; 19,5 A; fan; impeller; sweeping	<b>Model:</b> 7730-46 INCH DECK	<b>REF</b> <a href="#">100SG3039</a>
Motor, vacuum - fan	<b>Model:</b> 7730-46 INCH DECK	<b>REF</b> <a href="#">100SG3032</a>

used for: **AMERICAN LINCOLN** series: **ENCORE R**



## HOSE

Hose, vacuum	<b>Model:</b> ENCORE R	<b>REF</b> <a href="#">100SG3054</a>
--------------	------------------------	--------------------------------------



## MOTOR

Motor, scrub brush - 36 VDC; 45 A; 5000 RPM; 34"/863,60 mm and 38"/965,20 mm scrub deck	<b>Model:</b> ENCORE R	<b>REF</b> <a href="#">100SG3034</a>
---	------------------------	--------------------------------------



## SQUEEGEE

Blade, squeegee front - 41" or 1041,40 mm; scrub deck	<b>Model:</b> ENCORE R	<b>REF</b> <a href="#">100SG3068</a>
Blade, squeegee front - 47" or 1193,80 mm; rubber; scrub deck	<b>Model:</b> ENCORE R	<b>REF</b> <a href="#">100SG3063</a>
Blade, squeegee side - 34" or 863,60 mm; LH; inner	<b>Model:</b> ENCORE R	<b>REF</b> <a href="#">100SG3065</a>
Blade, squeegee inner - RH; rubber; inner; scrub deck	<b>Model:</b> ENCORE R	<b>REF</b> <a href="#">100SG3064</a>
Blade, squeegee outer - 28" or 711,20 mm; rubber; LH; scrub deck	<b>Model:</b> ENCORE R	<b>REF</b> <a href="#">100SG3066</a>
Blade, squeegee outer - RH; rubber; scrub deck	<b>Model:</b> ENCORE R	<b>REF</b> <a href="#">100SG3067</a>
Blade, squeegee rear - 47" or 1193,80 mm; rubber; scrub deck	<b>Model:</b> ENCORE R	<b>REF</b> <a href="#">100SG3061</a>



## SWEEPER/BRUSH

Sweeper brush, curb - 6" or 152,40 mm; polypropylene; 2 SR; pre-sweep	<b>Model:</b> ENCORE R	<b>REF</b> <a href="#">100SG3046</a>
Sweeper brush, main - 28" or 711,20 mm; polypropylene; 6 SR; pre-sweep option	<b>Model:</b> ENCORE R	<b>REF</b> <a href="#">100SG3045</a>



## VACUUM MOTOR

Motor, vacuum - 36 VDC; 550 W; fan	<b>Model:</b> ENCORE R	<b>REF</b> <a href="#">100SG3033</a>
------------------------------------	------------------------	--------------------------------------

used for: **AMERICAN LINCOLN** series: **ENCORE R**

used for: **AMERICAN LINCOLN** series: **MPV60**



## FILTER

Filter element, air filter - flame retardant; used for: Ford VSG-411/Ford VSG-413; fuel type: gasoline/LPG	<b>Model:</b> MPV60	REF <a href="#">100SG3083</a>
Filter element, fuel filter - used for: Ford 416 EFI; fuel type: gasoline/LPG	<b>Model:</b> MPV60	REF <a href="#">100SG3285</a>
Filter element, fuel filter - used for: Ford 416 EFI; fuel type: LPG	<b>Model:</b> MPV60	REF <a href="#">100SG3355</a>
Filter element, fuel filter - used for: Ford LRG 425 EFI; fuel type: gasoline/LPG	<b>Model:</b> MPV60	REF <a href="#">100SG3354</a>
Filter element, fuel filter - used for: Ford VSG-413; fuel type: LPG	<b>Model:</b> MPV60	REF <a href="#">100SG3315</a>
Filter element, fuel filter - used for: Mitsubishi 104.19/Mitsubishi S4L2; fuel type: diesel	<b>Model:</b> MPV60	REF <a href="#">100SG3287</a>
Filter element, fuel filter - height: 79,00 mm; used for: Mitsubishi S4Q2/Perkins 104.19; fuel type: diesel	<b>Model:</b> MPV60	REF <a href="#">100SG3270</a>
Filter element, hydraulic filter	<b>Model:</b> MPV60	REF <a href="#">100SG3084</a>



## MOTOR

Motor, curb broom; hydraulic	<b>Model:</b> MPV60	REF <a href="#">100SG3359</a>
Motor, main broom - hydraulic; driver; main brush	<b>Model:</b> MPV60	REF <a href="#">100SG3037</a>
Motor, shaker - 12 VDC; 6 A; 1600 RPM	<b>Model:</b> MPV60	REF <a href="#">100SG3356</a>



## SWEEPER/BRUSH

Sweeper brush, curb - 11" or 279,40 mm; iron wire; 2 SR	<b>Model:</b> MPV60	REF <a href="#">100SG3036</a>
Sweeper brush, curb - 13" or 330,20 mm; nylon; 3 SR	<b>Model:</b> MPV60	REF <a href="#">100SG3342</a>
Sweeper brush, curb - 13" or 330,20 mm; polypropylene; 2 SR	<b>Model:</b> MPV60	REF <a href="#">100SG3343</a>
Sweeper brush, main - 45" or 1143,00 mm; nylon; 24 SR	<b>Model:</b> MPV60	REF <a href="#">100SG3348</a>
Sweeper brush, main - 45" or 1143,00 mm; nylon; 8 DR	<b>Model:</b> MPV60	REF <a href="#">100SG3347</a>
Sweeper brush, main - 45" or 1143,00 mm; proex-iron wire; 8 DR	<b>Model:</b> MPV60	REF <a href="#">100SG3345</a>
Sweeper brush, main - 45" or 1143,00 mm; stiff proex-iron wire; 8 DR	<b>Model:</b> MPV60	REF <a href="#">100SG3346</a>
Sweeper brush, main - 45" or 1143,00 mm; Union-iron wire; 24 SR	<b>Model:</b> MPV60	REF <a href="#">100SG3349</a>



used for: **AMERICAN LINCOLN** series: **SC7740**



## FILTER

Filter element, fuel filter	<b>Model:</b> SC7740	REF <a href="#">100SG3284</a>
Filter element, hydraulic filter	<b>Model:</b> SC7740	REF <a href="#">100SG3282</a>
Filter, solution inline	<b>Model:</b> SC7740	REF <a href="#">100SG3283</a>



## HOSE

Hose, drain	<b>Model:</b> SC7740	REF <a href="#">100SG3296</a>
Hose, solution - drain	<b>Model:</b> SC7740	REF <a href="#">100SG3297</a>
Hose, vacuum - squeegee	<b>Model:</b> SC7740	REF <a href="#">100SG3299</a>
Hose, vacuum - wand	<b>Model:</b> SC7740	REF <a href="#">100SG3271</a>
Hose, vacuum - vacuum to squeegee	<b>Model:</b> SC7740	REF <a href="#">100SG3298</a>



## MOTOR

Motor, curb broom - hydraulic	<b>Model:</b> SC7740	REF <a href="#">100SG3328</a>
Motor, main broom - hydraulic	<b>Model:</b> SC7740	REF <a href="#">100SG3330</a>
Elektromotor, scrub brush	<b>Model:</b> SC7740	REF <a href="#">100SG3331</a>
Motor, shaker - 12 VDC; 6 A; 1600 RPM	<b>Model:</b> SC7740	REF <a href="#">100SG3356</a>



## SQUEEGEE

Blade, squeegee rear - 47" or 1193,80 mm; rubber; scrub deck; neoprene	<b>Model:</b> SC7740	REF <a href="#">100SG3062</a>
Blade, squeegee rear - 46" or 1168,40 mm deck; rubber	<b>Model:</b> SC7740	REF <a href="#">100SG3319</a>
Blade, squeegee side - 40" or 1016,00 mm deck; rubber; inner	<b>Model:</b> SC7740	REF <a href="#">100SG3069</a>
Blade, squeegee side, outer - 40" or 1016,00 mm deck; rubber; outer	<b>Model:</b> SC7740	REF <a href="#">100SG3070</a>
Blade, squeegee side - 46" or 1168,40 mm deck; rubber; inner	<b>Model:</b> SC7740	REF <a href="#">100SG3325</a>
Blade, squeegee side - 46" or 1168,40 mm deck; rubber; outer	<b>Model:</b> SC7740	REF <a href="#">100SG3326</a>



## SWEEPER/BRUSH

Scrubber brush, main - 16" or 406,40 mm; .035/180str grit; 46" or 1168,40 mm deck	<b>Model:</b> SC7740	REF <a href="#">100SG3280</a>
Scrubber brush, main - 16" or 406,40 mm; nylon; .028; 7 SR; 46" or 1168,40 mm deck	<b>Model:</b> SC7740	REF <a href="#">100SG3303</a>
Scrubber brush, main - 16" or 406,40 mm; polypropylene; .028; 46" or 1168,40 mm deck	<b>Model:</b> SC7740	REF <a href="#">100SG3304</a>
Scrubber brush, main - 16" or 406,40 mm; Tynex; .035/180 grit; 7 SR; 46" or 1168,40 mm deck	<b>Model:</b> SC7740	REF <a href="#">100SG3310</a>
Scrubber brush, main - 16" or 406,40 mm; Tynex; .070/46 grit; 7 SR; 46" or 1168,40 mm deck	<b>Model:</b> SC7740	REF <a href="#">100SG3305</a>
Scrubber brush, main - 20" or 508,00 mm; .070/46 grit; 40" or 1014,00 mm deck	<b>Model:</b> SC7740	REF <a href="#">100SG3313</a>
Scrubber brush, main - 20" or 508,00 mm; nylon/clear grit; .035/180 grit; 40" or 1014,00 mm deck	<b>Model:</b> SC7740	REF <a href="#">100SG3314</a>
Scrubber brush, main - 20" or 508,00 mm; nylon; .028; 9 SR; 40" or 1014,00 mm deck	<b>Model:</b> SC7740	REF <a href="#">100SG3311</a>
Scrubber brush, main - 20" or 508,00 mm; polypropylene; .028; 10sr; 40" or 1014,00 mm deck	<b>Model:</b> SC7740	REF <a href="#">100SG3312</a>
Sweeper brush, curb - 8" or 203,20 mm; polypropylene; 2 SR; pre sweep	<b>Model:</b> SC7740	REF <a href="#">100SG3344</a>
Sweeper brush, main - 36" or 914,40 mm; heavy-duty natural fiber-iron wire	<b>Model:</b> SC7740	REF <a href="#">100SG3048</a>
Sweeper brush, main - 36" or 914,40 mm; nylon; 6 DR	<b>Model:</b> SC7740	REF <a href="#">100SG3335</a>
Sweeper brush, main - 36" or 914,40 mm; proex; 6 DR	<b>Model:</b> SC7740	REF <a href="#">100SG3071</a>
Sweeper brush, main - 36" or 914,40 mm; proex-iron wire; 6 DR	<b>Model:</b> SC7740	REF <a href="#">100SG3334</a>

used for: **AMERICAN LINCOLN** series: **SC7750**


## FILTER

Filter element, fuel filter - used for: Ford 416 EFI; fuel type: gasoline/LPG	<b>Model:</b> SC7750	REF <a href="#">100SG3285</a>
Filter element, fuel filter - used for: Ford LRG 425 EFI; fuel type: gasoline/LPG	<b>Model:</b> SC7750	REF <a href="#">100SG3354</a>
Filter element, fuel filter - used for: Mitsubishi 104.19/Mitsubishi S4L2; fuel type: diesel	<b>Model:</b> SC7750	REF <a href="#">100SG3287</a>
Filter element, fuel filter - height: 79,00 mm; used for: Mitsubishi S4Q2/Perkins 104.19; fuel type: diesel	<b>Model:</b> SC7750	REF <a href="#">100SG3270</a>



## HOSE

Hose, drain - length: 1100,00 mm	<b>Model:</b> SC7750	REF <a href="#">100SG3290</a>
Hose, squeegee - fuel type: electric	<b>Model:</b> SC7750	REF <a href="#">100SG3295</a>
Hose, vacuum	<b>Model:</b> SC7750	REF <a href="#">100SG3294</a>
Hose, vacuum - rear squeegee	<b>Model:</b> SC7750	REF <a href="#">100SG3302</a>
Hose, vacuum - recovery; 86" long battery only	<b>Model:</b> SC7750	REF <a href="#">100SG3300</a>
Hose, vacuum - recovery; length: 110"	<b>Model:</b> SC7750	REF <a href="#">100SG3301</a>
Hose, vacuum - wand	<b>Model:</b> SC7750	REF <a href="#">100SG3271</a>



## MOTOR

Motor, main broom - hydraulic; driver; main brush	<b>Model:</b> SC7750	REF <a href="#">100SG3037</a>
Motor, scrub brush - 36 VDC; 45 A; 5000 RPM; 34"/863,60 mm and 38"/965,20 mm scrub deck	<b>Model:</b> SC7750	REF <a href="#">100SG3034</a>
Motor, scrub brush - M+S hydraulic	<b>Model:</b> SC7750	REF <a href="#">100SG3031</a>
Motor, shaker - 12 VDC; 6 A; 1600 RPM	<b>Model:</b> SC7750	REF <a href="#">100SG3356</a>



## SQUEEGEE

Blade, squeegee rear - 47" or 1193,80 mm; rubber; scrub deck; neoprene	<b>Model:</b> SC7750	REF <a href="#">100SG3062</a>
Blade, squeegee rear - 46" or 1168,40 mm deck; rubber	<b>Model:</b> SC7750	REF <a href="#">100SG3319</a>
Blade, squeegee rear - 53" or 1346,20 mm deck; rubber; inner	<b>Model:</b> SC7750	REF <a href="#">100SG3324</a>
Blade, squeegee rear - 53" or 1346,20 mm deck; rubber; outer	<b>Model:</b> SC7750	REF <a href="#">100SG3316</a>
Blade, squeegee side - 46" or 1168,40 mm deck; rubber; inner	<b>Model:</b> SC7750	REF <a href="#">100SG3323</a>
Blade, squeegee side - 46" or 1168,40 mm deck; rubber; outer	<b>Model:</b> SC7750	REF <a href="#">100SG3320</a>
Blade, squeegee side - 53" or 1346,20 mm deck; rubber; inner	<b>Model:</b> SC7750	REF <a href="#">100SG3322</a>
Blade, squeegee side - 53" or 1346,20 mm deck; rubber; outer	<b>Model:</b> SC7750	REF <a href="#">100SG3321</a>



## SWEEPER/BRUSH

Scrubber brush, main - 16" or 406,40 mm; nylon; .028; 7 SR; 46" or 1168,40 mm deck	<b>Model:</b> SC7750	REF <a href="#">100SG3303</a>
Scrubber brush, main - 16" or 406,40 mm; polypropylene; .028; 46" or 1168,40 mm deck	<b>Model:</b> SC7750	REF <a href="#">100SG3304</a>
Scrubber brush, main - 16" or 406,40 mm; Tynex; .035/180 grit; 7 SR; 46" or 1168,40 mm deck	<b>Model:</b> SC7750	REF <a href="#">100SG3310</a>
Scrubber brush, main - 16" or 406,40 mm; Tynex; .070/46 grit; 7 SR; 46" or 1168,40 mm deck	<b>Model:</b> SC7750	REF <a href="#">100SG3305</a>
Scrubber brush, main - 18" or 457,20 mm; .018/500 grit; 53" or 1346,20 mm deck	<b>Model:</b> SC7750	REF <a href="#">100SG3308</a>
Scrubber brush, main - 18" or 457,20 mm; nylon; .028; 53" or 1346,20 mm deck	<b>Model:</b> SC7750	REF <a href="#">100SG3306</a>
Scrubber brush, main - 18" or 457,20 mm; nylon; .035/180 grit; 8 SR; 53" or 1346,20 mm deck	<b>Model:</b> SC7750	REF <a href="#">100SG3309</a>
Scrubber brush, main - 18" or 457,20 mm; polypropylene; .028; 8 SR; 53" or 1346,20 mm deck	<b>Model:</b> SC7750	REF <a href="#">100SG3307</a>
Sweeper brush, curb - 10" or 254,00 mm; polypropylene; 2 SR	<b>Model:</b> SC7750	REF <a href="#">100SG3333</a>
Sweeper brush, curb - 11" or 279,40 mm; iron wire; 2 SR	<b>Model:</b> SC7750	REF <a href="#">100SG3036</a>
Sweeper brush, curb - 13" or 330,20 mm; nylon; 3 SR	<b>Model:</b> SC7750	REF <a href="#">100SG3342</a>
Sweeper brush, curb - 13" or 330,20 mm; polypropylene; 2 SR	<b>Model:</b> SC7750	REF <a href="#">100SG3343</a>

Sweeper brush, curb - 8" or 203,20 mm; polypropylene; 2 SR; pre sweep	<b>Model:</b> SC7750	REF <a href="#">100SG3344</a>
Sweeper brush, main - 45" or 1143,00 mm; nylon; 24 SR	<b>Model:</b> SC7750	REF <a href="#">100SG3348</a>
Sweeper brush, main - 45" or 1143,00 mm; nylon; 8 DR	<b>Model:</b> SC7750	REF <a href="#">100SG3347</a>
Sweeper brush, main - 45" or 1143,00 mm; proex-iron wire; 8 DR	<b>Model:</b> SC7750	REF <a href="#">100SG3345</a>
Sweeper brush, main - 45" or 1143,00 mm; stiff proex-iron wire; 8 DR	<b>Model:</b> SC7750	REF <a href="#">100SG3346</a>
Sweeper brush, main - 45" or 1143,00 mm; Union-iron wire; 24 SR	<b>Model:</b> SC7750	REF <a href="#">100SG3349</a>



## VACUUM MOTOR

Motor, vacuum - 36 VDC	<b>Model:</b> SC7750	REF <a href="#">100SG3329</a>
Motor, vacuum - hydraulic	<b>Model:</b> SC7750	REF <a href="#">100SG3358</a>

used for: AMERICAN LINCOLN series: SC7750

used for: **AMERICAN LINCOLN** series: **SR5730**


## HOSE

Hose, vacuum	<b>Model:</b> SR5730	<b>REF</b> <a href="#">100SG3054</a>
--------------	----------------------	--------------------------------------



## MOTOR

Motor, scrub brush - 36 VDC; 45 A; 5000 RPM; 34"/863,60 mm and 38"/965,20 mm scrub deck	<b>Model:</b> SR5730	<b>REF</b> <a href="#">100SG3034</a>
---	----------------------	--------------------------------------

## SQUEEGEE

Blade, squeegee rear - 34" or 863,60 mm; inner; ribbed	<b>Model:</b> SR5730	<b>REF</b> <a href="#">100SG3908</a>
Blade, squeegee rear - 34" or 863,60 mm; outer; cylindrical	<b>Model:</b> SR5730	<b>REF</b> <a href="#">100SG3910</a>
Blade, squeegee rear - 38" or 965,20 mm; inner; ribbed; cylindrical	<b>Model:</b> SR5730	<b>REF</b> <a href="#">100SG3909</a>
Blade, squeegee rear - 38" or 965,20 mm; outer	<b>Model:</b> SR5730	<b>REF</b> <a href="#">100SG3911</a>
Blade, squeegee side - 34" or 863,60 mm; cylindrical	<b>Model:</b> SR5730	<b>REF</b> <a href="#">100SG3912</a>
Blade, squeegee side - 34" or 863,60 mm; LH; inner	<b>Model:</b> SR5730	<b>REF</b> <a href="#">100SG3065</a>
Blade, squeegee outer - 28" or 711,20 mm; rubber; LH; scrub deck	<b>Model:</b> SR5730	<b>REF</b> <a href="#">100SG3066</a>
Blade, squeegee side - 34" or 863,60 mm; red gum; cylindrical; optional	<b>Model:</b> SR5730	<b>REF</b> <a href="#">100SG3913</a>
Blade, squeegee inner - RH; rubber; inner; scrub deck	<b>Model:</b> SR5730	<b>REF</b> <a href="#">100SG3064</a>
Blade, squeegee outer - RH; rubber; scrub deck	<b>Model:</b> SR5730	<b>REF</b> <a href="#">100SG3067</a>



## SWEEPER/BRUSH

Sweeper brush, curb - 6" or 152,40 mm; polypropylene; 2 SR; pre-sweep	<b>Model:</b> SR5730	<b>REF</b> <a href="#">100SG3046</a>
Sweeper brush, main - 28" or 711,20 mm; polypropylene; 6 SR; pre-sweep option	<b>Model:</b> SR5730	<b>REF</b> <a href="#">100SG3045</a>



## VACUUM MOTOR

Motor, vacuum - 36 VDC; 550 W; fan	<b>Model:</b> SR5730	<b>REF</b> <a href="#">100SG3033</a>
------------------------------------	----------------------	--------------------------------------





USED FOR  
**COMAC**

used for: **COMAC** series: **C100B**



## FILTER

Filter element, solution intake filter	<b>Model:</b> C100BS	<b>REF</b> <a href="#">100SG1775</a>
--	----------------------	--------------------------------------



## HOSE

Hose squeegee/vacuum - ed 12/2006	<b>Model:</b> C100B	<b>REF</b> <a href="#">100SG1721</a>
Hose, vacuum	<b>Model:</b> C100B	<b>REF</b> <a href="#">100SG1784</a>
Hose, vacuum	<b>Model:</b> C100BS	<b>REF</b> <a href="#">100SG1788</a>
Hose, vacuum - ed 12/2006	<b>Model:</b> C100B	<b>REF</b> <a href="#">100SG1722</a>



## MOTOR

Motor, scrub brush - 36 VDC; 2000 W; ed 12/2006	<b>Model:</b> C100B	<b>REF</b> <a href="#">100SG1761</a>
Motor, scrub brush - 36 VDC; 59 A; 2000 RPM	<b>Model:</b> C100BS	<b>REF</b> <a href="#">100SG1823</a>
Motor, scrub brush - 36 VDC; 70 A; 1800 RPM	<b>Model:</b> C100B	<b>REF</b> <a href="#">100SG1822</a>

## SQUEEGEE

Blade, squeegee front - rubber; ed 03/2002	<b>Model:</b> C100B	<b>REF</b> <a href="#">100SG1800</a>
Blade, squeegee front - rubber; ed 12/2001	<b>Model:</b> C100BS	<b>REF</b> <a href="#">100SG1801</a>
Blade, squeegee front - rubber; ed 12/2006	<b>Model:</b> C100B	<b>REF</b> <a href="#">100SG1719</a>
Blade, squeegee rear - rubber; 30 shore	<b>Model:</b> C100B, C100BS	<b>REF</b> <a href="#">100SG1798</a>
Blade, squeegee rear - rubber; 33 shore; ed 12/2006	<b>Model:</b> C100B	<b>REF</b> <a href="#">100SG1750</a>
Blade, squeegee rear - rubber; 40 shore	<b>Model:</b> C100B, C100BS	<b>REF</b> <a href="#">100SG1799</a>
Blade, squeegee rear - rubber; 40 shore; ed 12/2006	<b>Model:</b> C100B	<b>REF</b> <a href="#">100SG1751</a>
Blade, squeegee side	<b>Model:</b> C100B	<b>REF</b> <a href="#">100SG1794</a>



## SWEEPER/BRUSH

Scrubber brush, main, (ED 12/2006) (Abrasive 1,5)	<b>Model:</b> C100B	<b>REF</b> <a href="#">101SG5979</a>
Scrubber brush, main, (ED 12/2006) (Accia 0,3)	<b>Model:</b> C100B	<b>REF</b> <a href="#">101SG5980</a>
Scrubber brush, main, (ED 12/2006) (PPL-0,6)	<b>Model:</b> C100B	<b>REF</b> <a href="#">101SG5981</a>
Scrubber brush, main, (ED 12/2006) (PPL-1)	<b>Model:</b> C100B	<b>REF</b> <a href="#">101SG5982</a>



## VACUUM MOTOR

Motor, vacuum - 36 VDC; 550 W	<b>Model:</b> C100BS	<b>REF</b> <a href="#">100SG1817</a>
Motor, vacuum - 36 VDC; 550 W; ed 12/2006	<b>Model:</b> C100B	<b>REF</b> <a href="#">100SG1720</a>
Motor, vacuum - 36 VDC; 650 W	<b>Model:</b> C100B	<b>REF</b> <a href="#">100SG1818</a>
Motor, vacuum - ed 12/2006	<b>Model:</b> C100B	<b>REF</b> <a href="#">100SG1715</a>



used for: **COMAC** series: **C130B**



## FILTER

Element, solution drain filter	<b>Model:</b> C130B	<b>REF</b> <a href="#">100SG1774</a>
Filter element, solution intake filter	<b>Model:</b> C130B	<b>REF</b> <a href="#">100SG1772</a>
Filter element, solution intake filter - top cover	<b>Model:</b> C130B	<b>REF</b> <a href="#">100SG1770</a>



## HOSE

Hose, drain	<b>Model:</b> C130B	<b>REF</b> <a href="#">100SG1793</a>
Hose, squeegee/vacuum – length: 1050,00 mm	<b>Model:</b> C130B	<b>REF</b> <a href="#">100SG1785</a>
Hose, vacuum – 39,3 mm or 1000,00 mm	<b>Model:</b> C130B	<b>REF</b> <a href="#">100SG1787</a>
Hose, vacuum – length: 13,78” or 350,00 mm	<b>Model:</b> C130B	<b>REF</b> <a href="#">100SG1790</a>



## MOTOR

Motor, main broom - 36 VDC; 750 W	<b>Model:</b> C130B	<b>REF</b> <a href="#">100SG1821</a>
-----------------------------------	---------------------	--------------------------------------

## SQUEEGEE

Blade kit, squeegee	<b>Model:</b> C130B	<b>REF</b> <a href="#">100SG1825</a>
Blade, squeegee front - rubber	<b>Model:</b> C130B	<b>REF</b> <a href="#">100SG1805</a>
Blade, squeegee rear – rubber; 40 shore	<b>Model:</b> C130B	<b>REF</b> <a href="#">100SG1806</a>
Blade, squeegee rear - rubber; 40 shore	<b>Model:</b> C130B	<b>REF</b> <a href="#">100SG1807</a>
Blade, squeegee rear - rubber; oil-resistant	<b>Model:</b> C130B	<b>REF</b> <a href="#">100SG1808</a>



## SWEEPER/BRUSH

Pad assembly, main scrubber brush - 13” or 330,20 mm	<b>Model:</b> C130B	<b>REF</b> <a href="#">100SG1778</a>
Scrubber brush, main - 13” or 330,20 mm; polypropylene; 6 SR	<b>Model:</b> C130B	<b>REF</b> <a href="#">100SG1779</a>
Scrubber brush, main - 13” or 330,20 mm; Tynex; 5 SR	<b>Model:</b> C130B	<b>REF</b> <a href="#">100SG1780</a>
Scrubber brush, main - 44” or 1117,60 mm; polypropylene; 8 SR; cylindrical	<b>Model:</b> C130B	<b>REF</b> <a href="#">100SG1781</a>
Scrubber brush, main - cylindrical	<b>Model:</b> C130B	<b>REF</b> <a href="#">100SG3513</a>



## VACUUM MOTOR

Motor, vacuum - 36 VDC; 1300 W	<b>Model:</b> C130B	<b>REF</b> <a href="#">100SG1819</a>
--------------------------------	---------------------	--------------------------------------

used for: COMAC series: C45E

used for: **COMAC** series: **C45E**



## HOSE

Hose, drain	<b>Model:</b> C45E	<b>REF</b> <a href="#">101SG3450</a>
Hose, vacuum	<b>Model:</b> C45E	<b>REF</b> <a href="#">100SG1786</a>



## MOTOR

Motor, scrub brush - 220 VAC; 50 Hz	<b>Model:</b> C45E	<b>REF</b> <a href="#">101SG3451</a>
-------------------------------------	--------------------	--------------------------------------



## SQUEEGEE

Blade, squeegee inner/rear - central; rubber; 33 shore	<b>Model:</b> C45E	<b>REF</b> <a href="#">100SG1811</a>
Blade, squeegee rear; rubber	<b>Model:</b> C45E	<b>REF</b> <a href="#">100SG1809</a>
Blade, squeegee front; rubber	<b>Model:</b> C45E	<b>REF</b> <a href="#">100SG1810</a>
Blade, squeegee inner/rear - central; rubber; 40 shore	<b>Model:</b> C45E	<b>REF</b> <a href="#">100SG1812</a>
Blade, squeegee central; oil-resistant	<b>Model:</b> C45E	<b>REF</b> <a href="#">100SG1813</a>



## SWEEPER/BRUSH

Scrubber brush, main - polypropylene 0.3	<b>Model:</b> C45E	<b>REF</b> <a href="#">101SG6061</a>
Scrubber brush, main - polypropylene 0.6	<b>Model:</b> C45E	<b>REF</b> <a href="#">101SG6062</a>
Scrubber brush, main - polypropylene 0.9	<b>Model:</b> C45E	<b>REF</b> <a href="#">101SG6063</a>
Scrubber brush, main - abrasive	<b>Model:</b> C45E	<b>REF</b> <a href="#">101SG6064</a>



## VACUUM MOTOR

Motor, vacuum - 230 VAC; 60 Hz	<b>Model:</b> C45E	<b>REF</b> <a href="#">101SG3606</a>
--------------------------------	--------------------	--------------------------------------

used for: **COMAC** series: **C85B**



## FILTER

Filter element, solution intake filter	<b>Model:</b> C85B	<b>REF</b> <a href="#">100SG1731</a>
--	--------------------	--------------------------------------



## HOSE

Hose, drain	<b>Model:</b> C85B	<b>REF</b> <a href="#">101SG3452</a>
Hose squeegee/vacuum - ed 12/2006	<b>Model:</b> C85B	<b>REF</b> <a href="#">100SG1721</a>



## MOTOR

Motor, scrub brush - 36 VDC; 1400 W	<b>Model:</b> C85B	<b>REF</b> <a href="#">100SG1727</a>
-------------------------------------	--------------------	--------------------------------------



## SQUEEGEE

Blade, squeegee front - polyurethane	<b>Model:</b> C85B	<b>REF</b> <a href="#">100SG1718</a>
Blade, squeegee rear - rubber; 33 shore	<b>Model:</b> C85B	<b>REF</b> <a href="#">100SG1736</a>
Blade, squeegee rear - rubber; 40 shore	<b>Model:</b> C85B	<b>REF</b> <a href="#">100SG1737</a>
Blade, squeegee rear - rubber; oil-resistant	<b>Model:</b> C85B	<b>REF</b> <a href="#">100SG1738</a>



## SWEEPER/BRUSH

Pad assembly, main scrubber brush - 16" or 406,40 mm	<b>Model:</b> C85B	<b>REF</b> <a href="#">101SG3457</a>
Scrubber brush, main - 16" or 406,40 mm; nylon; 8 SR	<b>Model:</b> C85B	<b>REF</b> <a href="#">101SG3455</a>
Scrubber brush, main - 16" or 406,40 mm; polypropylene; 8 SR	<b>Model:</b> C85B	<b>REF</b> <a href="#">101SG3454</a>
Scrubber brush, main - 16" or 406,40 mm; Tynex; 7 SR	<b>Model:</b> C85B	<b>REF</b> <a href="#">101SG3456</a>



## VACUUM MOTOR

Motor, vacuum - 36 VDC; 550 W; ed 12/2006	<b>Model:</b> C85B	<b>REF</b> <a href="#">100SG1720</a>
---	--------------------	--------------------------------------

used for: **COMAC** series: **OMNIA 32**



## FILTER

Filter element, solution intake filter - for inline filter	<b>Model:</b> OMNIA 32	<b>REF</b> <a href="#">100SG1776</a>
Filter element, solution intake filter - top cover	<b>Model:</b> OMNIA 32	<b>REF</b> <a href="#">100SG1770</a>



## HOSE

Hose, drain	<b>Model:</b> OMNIA 32	<b>REF</b> <a href="#">101SG3458</a>
Hose, vacuum	<b>Model:</b> OMNIA 32	<b>REF</b> <a href="#">100SG1789</a>



## MOTOR

Motor, scrub brush - 36 VDC; 1250 W	<b>Model:</b> OMNIA 32	<b>REF</b> <a href="#">100SG1824</a>
-------------------------------------	------------------------	--------------------------------------

## SQUEEGEE

Blade, squeegee front	<b>Model:</b> OMNIA 32	<b>REF</b> <a href="#">100SG1795</a>
Blade, squeegee rear - 33 shore	<b>Model:</b> OMNIA 32	<b>REF</b> <a href="#">100SG1796</a>
Blade, squeegee rear - 40 shore	<b>Model:</b> OMNIA 32	<b>REF</b> <a href="#">100SG1777</a>
Blade, squeegee rear - oil-resistant	<b>Model:</b> OMNIA 32	<b>REF</b> <a href="#">100SG1797</a>



## SWEEPER/BRUSH

Scrubber brush, main - 16" or 406,40 mm; polypropylene 0.3; 8 SR	<b>Model:</b> OMNIA 32	<b>REF</b> <a href="#">101SG3459</a>
Scrubber brush, main - 16" or 406,40 mm; polypropylene 0.6; 8 SR	<b>Model:</b> OMNIA 32	<b>REF</b> <a href="#">101SG3460</a>
Scrubber brush, main - 16" or 406,40 mm; polypropylene 0.9; 8 SR	<b>Model:</b> OMNIA 32	<b>REF</b> <a href="#">101SG3461</a>
Scrubber brush, main - polypropylene 0.6	<b>Model:</b> OMNIA 32	<b>REF</b> <a href="#">101SG3463</a>
Scrubber brush, main - Union	<b>Model:</b> OMNIA 32	<b>REF</b> <a href="#">101SG3464</a>
Scrubber brush, main - abrasive	<b>Model:</b> OMNIA 32	<b>REF</b> <a href="#">101SG3462</a>



## VACUUM MOTOR

Motor, vacuum - 36 VDC; 500 W	<b>Model:</b> OMNIA 32	<b>REF</b> <a href="#">100SG1816</a>
-------------------------------	------------------------	--------------------------------------

used for: **COMAC** series: **SIMPLA 45**



## FILTER

Filter element, solution intake filter - height: 39,50 mm	<b>Model:</b> SIMPLA 45	<b>REF</b> <a href="#">100SG1773</a>
Filter element, solution intake filter - height: 66,50 mm	<b>Model:</b> SIMPLA 45	<b>REF</b> <a href="#">100SG1771</a>



## HOSE

Hose, vacuum - ø 38,00 mm; length: 41,33" or 1050 mm	<b>Model:</b> SIMPLA 45	<b>REF</b> <a href="#">100SG1792</a>
Hose, vacuum - ø 38,00 mm; length: 980,00 mm	<b>Model:</b> SIMPLA 45	<b>REF</b> <a href="#">100SG1791</a>



## MOTOR

Motor, scrub brush - 24 VDC; 30 A; 1400 RPM	<b>Model:</b> SIMPLA 45	<b>REF</b> <a href="#">100SG1820</a>
---	-------------------------	--------------------------------------

## SQUEEGEE

Blade, squeegee front	<b>Model:</b> SIMPLA 45	<b>REF</b> <a href="#">100SG1810</a>
Blade, squeegee rear	<b>Model:</b> SIMPLA 45	<b>REF</b> <a href="#">100SG1809</a>
Blade, squeegee rear - central; oil-resistant	<b>Model:</b> SIMPLA 45	<b>REF</b> <a href="#">100SG1813</a>
Blade, squeegee inner/rear - central; rubber; 33 shore	<b>Model:</b> SIMPLA 45	<b>REF</b> <a href="#">100SG1811</a>
Blade, squeegee inner/rear - central; rubber; 40 shore	<b>Model:</b> SIMPLA 45	<b>REF</b> <a href="#">100SG1812</a>



## SWEEPER/BRUSH

Scrubber brush, main - 17" or 431,80 mm; abrasive; 8 SR	<b>Model:</b> SIMPLA 45	<b>REF</b> <a href="#">101SG3468</a>
Scrubber brush, main - 17" or 431,80 mm; polypropylene 0.4; 8 SR	<b>Model:</b> SIMPLA 45	<b>REF</b> <a href="#">101SG3467</a>
Scrubber brush, main - 17" or 431,80 mm; polypropylene 0.6; 8 SR	<b>Model:</b> SIMPLA 45	<b>REF</b> <a href="#">101SG3466</a>
Scrubber brush, main - 17" or 431,80 mm; polypropylene 0.8; 8 SR	<b>Model:</b> SIMPLA 45	<b>REF</b> <a href="#">101SG3465</a>
Scrubber brush, main - front; cylindrical	<b>Model:</b> SIMPLA 45	<b>REF</b> <a href="#">100SG1782</a>
Scrubber brush, main - rear; cylindrical	<b>Model:</b> SIMPLA 45	<b>REF</b> <a href="#">100SG1783</a>



## VACUUM MOTOR

Motor, vacuum - 24 VDC; 400 W	<b>Model:</b> SIMPLA 45	<b>REF</b> <a href="#">100SG1814</a>
Motor, vacuum - 24 VDC; 400 W; 2 stage	<b>Model:</b> SIMPLA 45	<b>REF</b> <a href="#">100SG1815</a>

used for: COMAC series: SIMPLA 50

used for: **COMAC** series: **SIMPLA 50**



## FILTER

Filter element, solution intake filter	<b>Model:</b> SIMPLA 50	<b>REF</b> <a href="#">100SG1771</a>
--	-------------------------	--------------------------------------



## HOSE

Hose, vacuum - Ø 38,00 mm; length: 980,00 mm	<b>Model:</b> SIMPLA 50	<b>REF</b> <a href="#">100SG1791</a>
--	-------------------------	--------------------------------------



## SQUEEGEE

Blade, squeegee front	<b>Model:</b> SIMPLA 50	<b>REF</b> <a href="#">100SG3914</a>
Blade, squeegee rear - central; rubber; 33 shore	<b>Model:</b> SIMPLA 50	<b>REF</b> <a href="#">100SG1803</a>
Blade, squeegee rear - central; rubber; 40 shore	<b>Model:</b> SIMPLA 50	<b>REF</b> <a href="#">100SG1802</a>
Blade, squeegee rear - central; oil-resistant	<b>Model:</b> SIMPLA 50	<b>REF</b> <a href="#">100SG1804</a>



## SWEEPER/BRUSH

Scrubber brush, main - front; cylindrical	<b>Model:</b> SIMPLA 50	<b>REF</b> <a href="#">100SG1782</a>
Scrubber brush, main - rear; cylindrical	<b>Model:</b> SIMPLA 50	<b>REF</b> <a href="#">100SG1783</a>



## VACUUM MOTOR

Motor, vacuum - 24 VDC; 400 W; 2 stage	<b>Model:</b> SIMPLA 50	<b>REF</b> <a href="#">100SG1815</a>
--	-------------------------	--------------------------------------



used for: **COMAC** series: **SIMPLA 50 BT**



## FILTER

Filter element, solution intake filter	<b>Model:</b> SIMPLA 50 BT	<b>REF</b> <a href="#">100SG1771</a>
--	----------------------------	--------------------------------------



## HOSE

Hose, vacuum - Ø 38,00 mm; length: 980,00 mm	<b>Model:</b> SIMPLA 50 BT	<b>REF</b> <a href="#">100SG1791</a>
--	----------------------------	--------------------------------------



## SQUEEGEE

Blade, squeegee front	<b>Model:</b> SIMPLA 50 BT	<b>REF</b> <a href="#">100SG3914</a>
Blade, squeegee rear - central; rubber; 33 shore	<b>Model:</b> SIMPLA 50 BT	<b>REF</b> <a href="#">100SG1803</a>
Blade, squeegee rear - central; rubber; 40 shore	<b>Model:</b> SIMPLA 50 BT	<b>REF</b> <a href="#">100SG1802</a>
Blade, squeegee rear - central; oil-resistant	<b>Model:</b> SIMPLA 50 BT	<b>REF</b> <a href="#">100SG1804</a>



## SWEEPER/BRUSH

Scrubber brush, main - front; cylindrical	<b>Model:</b> SIMPLA 50 BT	<b>REF</b> <a href="#">100SG1782</a>
Scrubber brush, main - rear; cylindrical	<b>Model:</b> SIMPLA 50 BT	<b>REF</b> <a href="#">100SG1783</a>



## VACUUM MOTOR

Motor, vacuum - 24 VDC; 400 W; 2 stage	<b>Model:</b> SIMPLA 50 BT	<b>REF</b> <a href="#">100SG1815</a>
--	----------------------------	--------------------------------------

used for: **COMAC** series: **SIMPLA 50 BT**

used for: **COMAC** series: **TRIPLA 65**



## FILTER

Element, solution drain filter	<b>Model:</b> TRIPLA 65	<b>REF</b> <a href="#">100SG1733</a>
Filter element, solution intake filter	<b>Model:</b> TRIPLA 65	<b>REF</b> <a href="#">100SG1735</a>
Filter, solution inline	<b>Model:</b> TRIPLA 65	<b>REF</b> <a href="#">100SG1734</a>



## HOSE

Hose, drain	<b>Model:</b> TRIPLA 65	<b>REF</b> <a href="#">100SG1724</a>
Hose, squeegee	<b>Model:</b> TRIPLA 65	<b>REF</b> <a href="#">100SG1717</a>



## SQUEEGEE

Blade, squeegee front	<b>Model:</b> TRIPLA 65	<b>REF</b> <a href="#">100SG1725</a>
Blade, squeegee rear – rubber; 33 shore	<b>Model:</b> TRIPLA 65	<b>REF</b> <a href="#">100SG1754</a>
Blade, squeegee rear – rubber; 40 shore	<b>Model:</b> TRIPLA 65	<b>REF</b> <a href="#">100SG1755</a>
Blade, squeegee rear - oil-resistant	<b>Model:</b> TRIPLA 65	<b>REF</b> <a href="#">100SG1756</a>
Blade, squeegee rear – polyurethane; 40 shore	<b>Model:</b> TRIPLA 65	<b>REF</b> <a href="#">100SG1757</a>



## SWEEPER/BRUSH

Scrubber brush, main - 26" or 660,40 mm; polypropylene 0.7; 12 SR	<b>Model:</b> TRIPLA 65	<b>REF</b> <a href="#">100SG1739</a>
Scrubber brush, main - 26" or 660,40 mm; polypropylene 0.8; 12 SR; yellow	<b>Model:</b> TRIPLA 65	<b>REF</b> <a href="#">100SG1741</a>
Scrubber brush, main - 26" or 660,40 mm; polypropylene 1.0; 12 SR	<b>Model:</b> TRIPLA 65	<b>REF</b> <a href="#">100SG1740</a>
Scrubber brush, main - 26" or 660,40 mm; Tynex; 12 SR	<b>Model:</b> TRIPLA 65	<b>REF</b> <a href="#">100SG1742</a>



## VACUUM MOTOR

Motor, vacuum - 36 VDC; 550 W	<b>Model:</b> TRIPLA 65	<b>REF</b> <a href="#">100SG1758</a>
-------------------------------	-------------------------	--------------------------------------

used for: **COMAC** series: **TRIPLA 75**



## HOSE

Hose, drain	<b>Model:</b> TRIPLA 75	<b>REF</b> <a href="#">101SG3458</a>
Hose, vacuum	<b>Model:</b> TRIPLA 75	<b>REF</b> <a href="#">100SG1723</a>



## MOTOR

Motor, main broom - 36 VDC; 9 A; 1400 RPM	<b>Model:</b> TRIPLA 75	<b>REF</b> <a href="#">100SG1763</a>
Motor, scrub brush - 36 VDC; 1000 W	<b>Model:</b> TRIPLA 75	<b>REF</b> <a href="#">100SG1760</a>
Motor, scrub brush - 36 VDC; 1250 W	<b>Model:</b> TRIPLA 75	<b>REF</b> <a href="#">100SG1762</a>
Motor, scrub brush - 36 VDC; 900 W	<b>Model:</b> TRIPLA 75	<b>REF</b> <a href="#">100SG1759</a>

## SQUEEGEE

Blade, squeegee front	<b>Model:</b> TRIPLA 75	<b>REF</b> <a href="#">100SG1716</a>
Blade, squeegee rear – rubber; 33 shore	<b>Model:</b> TRIPLA 75	<b>REF</b> <a href="#">100SG1747</a>
Blade, squeegee rear – rubber; 40 shore	<b>Model:</b> TRIPLA 75	<b>REF</b> <a href="#">100SG1748</a>
Blade, squeegee rear - oil-resistant	<b>Model:</b> TRIPLA 75	<b>REF</b> <a href="#">100SG1749</a>



## SWEEPER/BRUSH

Scrubber brush, main – 15" or 381,00 mm; polypropylene 0,3; 7 SR; cylindrical	<b>Model:</b> TRIPLA 75	<b>REF</b> <a href="#">101SG3474</a>
Scrubber brush, main - 15" or 381,00 mm; polypropylene 0.3; 7 SR	<b>Model:</b> TRIPLA 75	<b>REF</b> <a href="#">101SG3469</a>
Scrubber brush, main - 15" or 381,00 mm; polypropylene 0.6; 7 SR	<b>Model:</b> TRIPLA 75	<b>REF</b> <a href="#">101SG3470</a>
Scrubber brush, main - 15" or 381,00 mm; polypropylene 0.9; 7 SR	<b>Model:</b> TRIPLA 75	<b>REF</b> <a href="#">101SG3471</a>
Scrubber brush, main - 15" or 381,00 mm; steel	<b>Model:</b> TRIPLA 75	<b>REF</b> <a href="#">101SG3473</a>
Scrubber brush, main - 15" or 381,00 mm; Tynex; 5 SR	<b>Model:</b> TRIPLA 75	<b>REF</b> <a href="#">101SG3472</a>



## VACUUM MOTOR

Motor, vacuum - 36 VDC; 500 W	<b>Model:</b> TRIPLA 75	<b>REF</b> <a href="#">100SG1726</a>
-------------------------------	-------------------------	--------------------------------------

used for: **COMAC** series: **TRIPLA 75**

used for: **COMAC** series: **ULTRA 120B**



### FILTER

Filter element, solution intake filter	<b>Model:</b> ULTRA 120B	<b>REF</b> <a href="#">100SG1731</a>
--	--------------------------	--------------------------------------



### HOSE

Hose, drain	<b>Model:</b> ULTRA 120B	<b>REF</b> <a href="#">100SG1768</a>
Hose, vacuum	<b>Model:</b> ULTRA 120B	<b>REF</b> <a href="#">101SG3475</a>



### SQUEEGEE

Blade, squeegee rear - rubber; 33 shore; ed 12/2006	<b>Model:</b> ULTRA 120B	<b>REF</b> <a href="#">100SG1750</a>
Blade, squeegee rear - red gum; 40 shore	<b>Model:</b> ULTRA 120B	<b>REF</b> <a href="#">100SG1769</a>
Blade, squeegee rear - oil-resistant	<b>Model:</b> ULTRA 120B	<b>REF</b> <a href="#">100SG1752</a>
Blade, squeegee rear - polyurethane; 40 shore; magna 100	<b>Model:</b> ULTRA 120B	<b>REF</b> <a href="#">100SG1753</a>
Blade, squeegee rear - rubber; 40 shore; ed 12/2006	<b>Model:</b> ULTRA 120B	<b>REF</b> <a href="#">100SG1751</a>



### SWEEPER/BRUSH

Scrubber brush, main - 23" or 584,20 mm; nylon; 7 SR	<b>Model:</b> ULTRA 120B	<b>REF</b> <a href="#">100SG1743</a>
Scrubber brush, main - 23" or 584,20 mm; polypropylene; 7 SR; black	<b>Model:</b> ULTRA 120B	<b>REF</b> <a href="#">100SG1745</a>
Scrubber brush, main - 23" or 584,20 mm; polypropylene; 7 SR; white	<b>Model:</b> ULTRA 120B	<b>REF</b> <a href="#">100SG1746</a>
Scrubber brush, main - Tynex	<b>Model:</b> ULTRA 120B	<b>REF</b> <a href="#">100SG1744</a>



### VACUUM MOTOR

Motor, vacuum - 36 VDC; 550 W	<b>Model:</b> ULTRA 120B	<b>REF</b> <a href="#">100SG1730</a>
-------------------------------	--------------------------	--------------------------------------

used for: **COMAC** series: **ULTRA 85BS**



## FILTER

Filter element, solution intake filter	<b>Model:</b> ULTRA 85BS	<b>REF</b> <a href="#">100SG1731</a>
Filter, solution inline	<b>Model:</b> ULTRA 85BS	<b>REF</b> <a href="#">100SG1732</a>



## HOSE

Hose, drain	<b>Model:</b> ULTRA 85BS	<b>REF</b> <a href="#">100SG1729</a>
Hose, vacuum	<b>Model:</b> ULTRA 85BS	<b>REF</b> <a href="#">101SG3476</a>



## SQUEEGEE

Blade, squeegee – rubber 33 shore	<b>Model:</b> ULTRA 85BS	<b>REF</b> <a href="#">100SG1736</a>
Blade, squeegee – polyurethane	<b>Model:</b> ULTRA 85BS	<b>REF</b> <a href="#">101SG6055</a>
Blade, squeegee – rubber 40 shore	<b>Model:</b> ULTRA 85BS	<b>REF</b> <a href="#">100SG1737</a>



## SWEEPER/BRUSH

Roller brush; polypropylene; 0,7	<b>Model:</b> ULTRA 85BS	<b>REF</b> <a href="#">101SG6065</a>
Roller brush; polypropylene; 1,0 black	<b>Model:</b> ULTRA 85BS	<b>REF</b> <a href="#">101SG6066</a>
Roller brush; abrasive 1,2	<b>Model:</b> ULTRA 85BS	<b>REF</b> <a href="#">101SG6067</a>



## VACUUM MOTOR

Motor, vacuum - 36 VDC; 550 W; ed 12/2006	<b>Model:</b> ULTRA 85BS	<b>REF</b> <a href="#">100SG1720</a>
---	--------------------------	--------------------------------------

used for: **COMAC** series: **ULTRA 85BS**

used for: COMAC series: VISPA 35B

used for: **COMAC** series: **VISPA 35B**



## HOSE

Hose, vacuum	<b>Model:</b> VISPA 35B	<b>REF</b> <a href="#">100SG1728</a>
--------------	-------------------------	--------------------------------------



## MOTOR

Motor, scrub brush - 12 VDC; 360 W	<b>Model:</b> VISPA 35B	<b>REF</b> <a href="#">100SG1767</a>
------------------------------------	-------------------------	--------------------------------------



## SQUEEGEE

Blade, squeegee front	<b>Model:</b> VISPA 35B	<b>REF</b> <a href="#">100SG1764</a>
-----------------------	-------------------------	--------------------------------------

Blade, squeegee rear	<b>Model:</b> VISPA 35B	<b>REF</b> <a href="#">100SG1765</a>
----------------------	-------------------------	--------------------------------------

## SWEEPER/BRUSH

Brush, scrub brush motor	<b>Model:</b> VISPA 35B	<b>REF</b> <a href="#">101SG5970</a>
--------------------------	-------------------------	--------------------------------------

Scrubber brush, main - brush dia.335 - PPL 0,65	<b>Model:</b> VISPA 35B	<b>REF</b> <a href="#">101SG5971</a>
---	-------------------------	--------------------------------------

Sweeper brush, curb - Pad holder, w/o side brush	<b>Model:</b> VISPA 35B	<b>REF</b> <a href="#">101SG5972</a>
--	-------------------------	--------------------------------------

Sweeper brush, curb - Pad holder, with side brush	<b>Model:</b> VISPA 35B	<b>REF</b> <a href="#">101SG5973</a>
---	-------------------------	--------------------------------------



## VACUUM MOTOR

Motor, vacuum - 12 VDC; 250 W	<b>Model:</b> VISPA 35B	<b>REF</b> <a href="#">100SG1766</a>
-------------------------------	-------------------------	--------------------------------------





USED FOR  
**DULEVO**

used for: **DULEVO** series: **75**

used for: **DULEVO** series: **75**



## FILTER

Filter element, air filter	<b>Model:</b> 75 EH, SH	<b>REF</b> <a href="#">101SG3477</a>
----------------------------	-------------------------	--------------------------------------



## SWEEPER/BRUSH

Sweeper brush, curb - 7" or 177,80 mm; polypropylene; 1 SR	<b>Model:</b> 75 EH, SH	<b>REF</b> <a href="#">100SG1839</a>
Sweeper brush, curb - 7" or 177,80 mm; polypropylene-iron wire; 1 SR	<b>Model:</b> 75 EH, SH	<b>REF</b> <a href="#">100SG1840</a>
Sweeper brush, main - 28" or 711,20 mm; nylon; 6 DR	<b>Model:</b> 75 EH, SH	<b>REF</b> <a href="#">100SG1844</a>
Sweeper brush, main - 28" or 711,20 mm; nylon-iron wire; 6 DR	<b>Model:</b> 75 EH, SH	<b>REF</b> <a href="#">100SG1845</a>
Sweeper brush, main - 28" or 711,20 mm; nylon-natural fiber; 6 DR; central brush	<b>Model:</b> 75 EH, SH	<b>REF</b> <a href="#">100SG1842</a>
Sweeper brush, main - 28" or 711,20 mm; polypropylene; 6 DR; central brush	<b>Model:</b> 75 EH, SH	<b>REF</b> <a href="#">100SG1846</a>
Sweeper brush, main - 28" or 711,20 mm; polypropylene-iron wire; 6 DR; central brush	<b>Model:</b> 75 EH, SH	<b>REF</b> <a href="#">100SG1847</a>
Sweeper brush, main - natural fiber-iron wire	<b>Model:</b> 75 EH, SH	<b>REF</b> <a href="#">100SG1843</a>
Sweeper brush, main - natural fiber-nylon	<b>Model:</b> 75 EH, SH	<b>REF</b> <a href="#">100SG1841</a>

used for: **DULEVO** series: **90**



## FILTER

Filter element, dust filter	<b>Model:</b> 90	<b>REF</b> <a href="#">100SG1874</a>
-----------------------------	------------------	--------------------------------------



## MOTOR

Motor, main broom - hydraulic	<b>Model:</b> 90 EH	<b>REF</b> <a href="#">100SG1912</a>
Motor, main broom - hydraulic; Danfoss	<b>Model:</b> 90 BK, DK	<b>REF</b> <a href="#">100SG1913</a>



## SWEEPER/BRUSH

Sweeper brush, curb - 10" or 254,00 mm; iron wire; 3 SR	<b>Model:</b> 90	<b>REF</b> <a href="#">100SG1883</a>
Sweeper brush, curb - 10" or 254,00 mm; nylon; 2 SR	<b>Model:</b> 90	<b>REF</b> <a href="#">100SG1826</a>
Sweeper brush, curb - 10" or 254,00 mm; nylon-iron wire; 2 SR	<b>Model:</b> 90	<b>REF</b> <a href="#">100SG1865</a>
Sweeper brush, curb - 10" or 254,00 mm; polypropylene; 2 SR	<b>Model:</b> 90	<b>REF</b> <a href="#">100SG1827</a>
Sweeper brush, curb - 10" or 254,00 mm; polypropylene-iron wire; 2 SR	<b>Model:</b> 90	<b>REF</b> <a href="#">100SG1866</a>
Sweeper brush, main - 35" or 889,00 mm; natural fiber; 8 DR	<b>Model:</b> 90	<b>REF</b> <a href="#">100SG1895</a>
Sweeper brush, main - 35" or 889,00 mm; nylon; 6 DR	<b>Model:</b> 90	<b>REF</b> <a href="#">100SG1884</a>
Sweeper brush, main - 35" or 889,00 mm; nylon-iron wire; 8 DR	<b>Model:</b> 90	<b>REF</b> <a href="#">100SG1898</a>
Sweeper brush, main - 35" or 889,00 mm; polypropylene; 8 DR	<b>Model:</b> 90	<b>REF</b> <a href="#">100SG1878</a>
Sweeper brush, main - 35" or 889,00 mm; polypropylene-iron wire; 8 DR	<b>Model:</b> 90	<b>REF</b> <a href="#">100SG1893</a>
Sweeper brush, main - 35" or 889,00 mm; polypropylene-natural fiber; 8 DR; helical	<b>Model:</b> 90	<b>REF</b> <a href="#">100SG1888</a>
Sweeper brush, main - iron wire-natural fiber	<b>Model:</b> 90	<b>REF</b> <a href="#">100SG1897</a>
Sweeper brush, main - nylon-natural fiber	<b>Model:</b> 90	<b>REF</b> <a href="#">100SG1896</a>

used for: DULEVO series: 120

used for: **DULEVO** series: 120



## FILTER

Filter element, dust filter - sack type	<b>Model:</b> 120 BF, DL, EH	<b>REF</b> <a href="#">101SG3478</a>
---	------------------------------	--------------------------------------



## SWEEPER/BRUSH

Sweeper brush, curb - 13" or 330,20 mm; nylon; 3 SR	<b>Model:</b> 120 BF, DL, EH	<b>REF</b> <a href="#">100SG1831</a>
Sweeper brush, curb - 13" or 330,20 mm; nylon-iron wire; 3 SR	<b>Model:</b> 120 BF, DL, EH	<b>REF</b> <a href="#">100SG1832</a>
Sweeper brush, curb - 13" or 330,20 mm; polypropylene; 3 SR	<b>Model:</b> 120 BF, DL, EH	<b>REF</b> <a href="#">100SG1833</a>
Sweeper brush, curb - 13" or 330,20 mm; polypropylene-iron wire; 3 SR	<b>Model:</b> 120 BF, DL, EH	<b>REF</b> <a href="#">100SG1830</a>
Sweeper brush, curb - 5" or 127,00 mm; iron wire; 3 SR	<b>Model:</b> 120 BF, DL, EH	<b>REF</b> <a href="#">100SG1848</a>
Sweeper brush, main - 47" or 1193,80 mm; natural fiber-iron wire; 8 DR	<b>Model:</b> 120 BF, DL, EH	<b>REF</b> <a href="#">100SG1850</a>
Sweeper brush, main - 47" or 1193,80 mm; nylon; 8 DR	<b>Model:</b> 120 BF, DL, EH	<b>REF</b> <a href="#">100SG1851</a>
Sweeper brush, main - 47" or 1193,80 mm; nylon-iron wire; 8 DR	<b>Model:</b> 120 BF, DL, EH	<b>REF</b> <a href="#">100SG1852</a>
Sweeper brush, main - 47" or 1193,80 mm; polypropylene-iron wire; 8 DR	<b>Model:</b> 120 BF, DL, EH	<b>REF</b> <a href="#">100SG1829</a>
Sweeper brush, main - 47" or 1193,80 mm; polypropylene-natural fiber; 8 DR	<b>Model:</b> 120 BF, DL, EH	<b>REF</b> <a href="#">100SG1849</a>

used for: **DULEVO** series: **1100**



## FILTER

Filter element, dust filter - sack type	<b>Model:</b> 1100 DL, DY, EH, SV	<b>REF</b> <a href="#">101SG3479</a>
---	-----------------------------------	--------------------------------------



## SWEEPER/BRUSH

Sweeper brush, curb - 13" or 330,20 mm; nylon; 3 SR	<b>Model:</b> 1100 DL, DY, EH, SV	<b>REF</b> <a href="#">100SG1831</a>
Sweeper brush, curb - 13" or 330,20 mm; nylon-iron wire; 3 SR	<b>Model:</b> 1100 DL, DY, EH, SV	<b>REF</b> <a href="#">100SG1832</a>
Sweeper brush, curb - 13" or 330,20 mm; polypropylene; 3 SR	<b>Model:</b> 1100 DL, DY, EH, SV	<b>REF</b> <a href="#">100SG1833</a>
Sweeper brush, curb - 13" or 330,20 mm; polypropylene-iron wire; 3 SR	<b>Model:</b> 1100 DL, DY, EH, SV	<b>REF</b> <a href="#">100SG1830</a>
Sweeper brush, main - 30" or 762,00 mm; nylon; 6 DR	<b>Model:</b> 1100 DL, DY, EH, SV	<b>REF</b> <a href="#">100SG1835</a>
Sweeper brush, main - 30" or 762,00 mm; nylon-iron wire; 6 DR	<b>Model:</b> 1100 DL, DY, EH, SV	<b>REF</b> <a href="#">100SG1836</a>
Sweeper brush, main - 30" or 762,00 mm; polypropylene; 6 DR	<b>Model:</b> 1100 DL, DY, EH, SV	<b>REF</b> <a href="#">100SG1837</a>
Sweeper brush, main - 30" or 762,00 mm; polypropylene-iron wire; 6 DR	<b>Model:</b> 1100 DL, DY, EH, SV	<b>REF</b> <a href="#">100SG1838</a>
Sweeper brush, main - 30" or 762,00 mm; polypropylene-natural fiber; 6 DR	<b>Model:</b> 1100 DL, DY, EH, SV	<b>REF</b> <a href="#">100SG1834</a>

used for: **DULEVO** series: **1100**

used for: **DULEVO** series: **5000**

used for: **DULEVO** series: **5000**



## FILTER

Filter element, dust filter - sack type	<b>Model:</b> 5000	<b>REF</b> <a href="#">100SG1875</a>
---	--------------------	--------------------------------------



## SWEEPER/BRUSH

Sweeper brush, curb - 28" or 711,20 mm; polypropylene-iron wire; 5 SR	<b>Model:</b> 5000	<b>REF</b> <a href="#">100SG1868</a>
Sweeper brush, curb - polypropylene	<b>Model:</b> 5000	<b>REF</b> <a href="#">100SG1869</a>
Sweeper brush, main - 51" or 1295,40 mm; polypropylene-iron wire; MR; helical	<b>Model:</b> 5000	<b>REF</b> <a href="#">100SG1894</a>
Sweeper brush, main - 51" or 1295,40 mm; polypropylene-natural fiber; 8 DR; helical	<b>Model:</b> 5000	<b>REF</b> <a href="#">100SG1889</a>



used for: **DULEVO** series: **100 ELITE**



## FILTER

Filter element, dust filter - sack type	<b>Model:</b> 100 ELITE BF, DK, DL, EH	<b>REF</b> <a href="#">100SG1871</a>
---	--	--------------------------------------



## SWEEPER/BRUSH

Sweeper brush, curb - 13" or 330,20 mm; nylon; 3 SR	<b>Model:</b> 100 ELITE BF, DK, DL, EH	<b>REF</b> <a href="#">100SG1831</a>
Sweeper brush, curb - 13" or 330,20 mm; nylon-iron wire; 3 SR	<b>Model:</b> 100 ELITE BF, DK, DL, EH	<b>REF</b> <a href="#">100SG1832</a>
Sweeper brush, curb - 13" or 330,20 mm; polypropylene; 3 SR	<b>Model:</b> 100 ELITE BF, DK, DL, EH	<b>REF</b> <a href="#">100SG1833</a>
Sweeper brush, curb - 13" or 330,20 mm; polypropylene-iron wire; 3 SR	<b>Model:</b> 100 ELITE BF, DK, DL, EH	<b>REF</b> <a href="#">100SG1830</a>
Sweeper brush, curb - 5" or 127,00 mm; iron wire; 3 SR	<b>Model:</b> 100 ELITE BF, DK, DL, EH	<b>REF</b> <a href="#">100SG1848</a>
Sweeper brush, main - 40" or 1016,00 mm; polypropylene; 8 DR	<b>Model:</b> 100 ELITE BF, DK, DL, EH	<b>REF</b> <a href="#">100SG1880</a>
Sweeper brush, main - 40" or 1016,00 mm; polypropylene-iron wire; 8 DR	<b>Model:</b> 100 ELITE BF, DK, DL, EH	<b>REF</b> <a href="#">100SG1881</a>
Sweeper brush, main - 40" or 1016,00 mm; polypropylene-natural fiber; 8 DR	<b>Model:</b> 100 ELITE BF, DK, DL, EH	<b>REF</b> <a href="#">100SG1879</a>

used for: **DULEVO** series: **100 ELITE**

used for: DULEVO series: 120 ELITE

used for: **DULEVO** series: **120 ELITE**



**FILTER**

Filter element, dust filter - sack type	<b>Model:</b> 120 ELITE BF, DL, EH	<b>REF</b> <a href="#">101SG3478</a>
---	------------------------------------	--------------------------------------



**SWEEPER/BRUSH**

Sweeper brush, curb - 13" or 330,20 mm; nylon; 3 SR	<b>Model:</b> 120 ELITE BF, DL, EH	<b>REF</b> <a href="#">100SG1831</a>
Sweeper brush, curb - 13" or 330,20 mm; nylon-iron wire; 3 SR	<b>Model:</b> 120 ELITE BF, DL, EH	<b>REF</b> <a href="#">100SG1832</a>
Sweeper brush, curb - 13" or 330,20 mm; polypropylene; 3 SR	<b>Model:</b> 120 ELITE BF, DL, EH	<b>REF</b> <a href="#">100SG1833</a>
Sweeper brush, curb - 13" or 330,20 mm; polypropylene-iron wire; 3 SR	<b>Model:</b> 120 ELITE BF, DL, EH	<b>REF</b> <a href="#">100SG1830</a>
Sweeper brush, curb - 5" or 127,00 mm; iron wire; 3 SR	<b>Model:</b> 120 ELITE BF, DL, EH	<b>REF</b> <a href="#">100SG1848</a>
Sweeper brush, main - 47" or 1193,80 mm; natural fiber-iron wire; 8 DR	<b>Model:</b> 120 ELITE BF, DL, EH	<b>REF</b> <a href="#">100SG1850</a>
Sweeper brush, main - 47" or 1193,80 mm; nylon; 8 DR	<b>Model:</b> 120 ELITE BF, DL, EH	<b>REF</b> <a href="#">100SG1851</a>
Sweeper brush, main - 47" or 1193,80 mm; nylon-iron wire; 8 DR	<b>Model:</b> 120 ELITE BF, DL, EH	<b>REF</b> <a href="#">100SG1852</a>
Sweeper brush, main - 47" or 1193,80 mm; polypropylene-iron wire; 8 DR	<b>Model:</b> 120 ELITE BF, DL, EH	<b>REF</b> <a href="#">100SG1829</a>
Sweeper brush, main - 47" or 1193,80 mm; polypropylene-natural fiber; 8 DR	<b>Model:</b> 120 ELITE BF, DL, EH	<b>REF</b> <a href="#">100SG1849</a>

used for: DULEVO series: 120 ELITE

used for: **DULEVO** series: **1300 DL**



## FILTER

Filter element, dust filter - sack type	<b>Model:</b> 1300 DL, DL PLUS	<b>REF</b> <a href="#">101SG3479</a>
---	--------------------------------	--------------------------------------



## SWEEPER/BRUSH

Sweeper brush, curb - 10" or 254,00 mm; nylon; 2 SR	<b>Model:</b> 1300 DL, DL PLUS	<b>REF</b> <a href="#">100SG1826</a>
Sweeper brush, curb - 10" or 254,00 mm; nylon-iron wire; 2 SR	<b>Model:</b> 1300 DL, DL PLUS	<b>REF</b> <a href="#">100SG1865</a>
Sweeper brush, curb - 10" or 254,00 mm; polypropylene; 2 SR	<b>Model:</b> 1300 DL, DL PLUS	<b>REF</b> <a href="#">100SG1827</a>
Sweeper brush, curb - 10" or 254,00 mm; polypropylene-iron wire; 2 SR	<b>Model:</b> 1300 DL, DL PLUS	<b>REF</b> <a href="#">100SG1866</a>
Sweeper brush, main - 35" or 889,00 mm; natural fiber; 6 DR	<b>Model:</b> 1300 DL, DL PLUS	<b>REF</b> <a href="#">100SG1861</a>
Sweeper brush, main - 35" or 889,00 mm; natural fiber-iron wire; 6 DR	<b>Model:</b> 1300 DL, DL PLUS	<b>REF</b> <a href="#">100SG1863</a>
Sweeper brush, main - 35" or 889,00 mm; nylon-iron wire; 6 DR	<b>Model:</b> 1300 DL, DL PLUS	<b>REF</b> <a href="#">100SG1864</a>
Sweeper brush, main - 35" or 889,00 mm; polypropylene; 6 DR	<b>Model:</b> 1300 DL, DL PLUS	<b>REF</b> <a href="#">100SG1828</a>
Sweeper brush, main - 35" or 889,00 mm; polypropylene-natural fiber; 6 DR	<b>Model:</b> 1300 DL, DL PLUS	<b>REF</b> <a href="#">100SG1867</a>

used for: **DULEVO** series: **1300 DL**

used for: **DULEVO** series: **1300 DY**

used for: **DULEVO** series: **1300 DY**



## FILTER

Filter element, dust filter - sack type	<b>Model:</b> 1300 DY, DY PLUS	<b>REF</b> <a href="#">101SG3479</a>
---	--------------------------------	--------------------------------------



## SWEEPER/BRUSH

Sweeper brush, curb - 10" or 254,00 mm; nylon; 2 SR	<b>Model:</b> 1300 DY, DY PLUS	<b>REF</b> <a href="#">100SG1826</a>
Sweeper brush, curb - 10" or 254,00 mm; nylon-iron wire; 2 SR	<b>Model:</b> 1300 DY, DY PLUS	<b>REF</b> <a href="#">100SG1865</a>
Sweeper brush, curb - 10" or 254,00 mm; polypropylene; 2 SR	<b>Model:</b> 1300 DY, DY PLUS	<b>REF</b> <a href="#">100SG1827</a>
Sweeper brush, curb - 10" or 254,00 mm; polypropylene-iron wire; 2 SR	<b>Model:</b> 1300 DY, DY PLUS	<b>REF</b> <a href="#">100SG1866</a>
Sweeper brush, main - 35" or 889,00 mm; natural fiber; 6 DR	<b>Model:</b> 1300 DY, DY PLUS	<b>REF</b> <a href="#">100SG1861</a>
Sweeper brush, main - 35" or 889,00 mm; natural fiber-iron wire; 6 DR	<b>Model:</b> 1300 DY, DY PLUS	<b>REF</b> <a href="#">100SG1863</a>
Sweeper brush, main - 35" or 889,00 mm; nylon-iron wire; 6 DR	<b>Model:</b> 1300 DY, DY PLUS	<b>REF</b> <a href="#">100SG1864</a>
Sweeper brush, main - 35" or 889,00 mm; polypropylene; 6 DR	<b>Model:</b> 1300 DY, DY PLUS	<b>REF</b> <a href="#">100SG1828</a>
Sweeper brush, main - 35" or 889,00 mm; polypropylene-natural fiber; 6 DR	<b>Model:</b> 1300 DY, DY PLUS	<b>REF</b> <a href="#">100SG1867</a>

used for: **DULEVO** series: **1300 EH**



## FILTER

Filter element, dust filter - sack type	<b>Model:</b> 1300 EH, EH PLUS	<b>REF</b> <a href="#">101SG3479</a>
---	--------------------------------	--------------------------------------



## SWEEPER/BRUSH

Sweeper brush, curb - 10" or 254,00 mm; nylon; 2 SR	<b>Model:</b> 1300 EH, EH PLUS	<b>REF</b> <a href="#">100SG1826</a>
Sweeper brush, curb - 10" or 254,00 mm; nylon-iron wire; 2 SR	<b>Model:</b> 1300 EH, EH PLUS	<b>REF</b> <a href="#">100SG1865</a>
Sweeper brush, curb - 10" or 254,00 mm; polypropylene; 2 SR	<b>Model:</b> 1300 EH, EH PLUS	<b>REF</b> <a href="#">100SG1827</a>
Sweeper brush, curb - 10" or 254,00 mm; polypropylene-iron wire; 2 SR	<b>Model:</b> 1300 EH, EH PLUS	<b>REF</b> <a href="#">100SG1866</a>
Sweeper brush, main - 35" or 889,00 mm; natural fiber; 6 DR	<b>Model:</b> 1300 EH, EH PLUS	<b>REF</b> <a href="#">100SG1861</a>
Sweeper brush, main - 35" or 889,00 mm; natural fiber-iron wire; 6 DR	<b>Model:</b> 1300 EH, EH PLUS	<b>REF</b> <a href="#">100SG1863</a>
Sweeper brush, main - 35" or 889,00 mm; nylon-iron wire; 6 DR	<b>Model:</b> 1300 EH, EH PLUS	<b>REF</b> <a href="#">100SG1864</a>
Sweeper brush, main - 35" or 889,00 mm; polypropylene; 6 DR	<b>Model:</b> 1300 EH, EH PLUS	<b>REF</b> <a href="#">100SG1828</a>
Sweeper brush, main - 35" or 889,00 mm; polypropylene-natural fiber; 6 DR	<b>Model:</b> 1300 EH, EH PLUS	<b>REF</b> <a href="#">100SG1867</a>

used for: **DULEVO** series: **1300 EH**

used for: DULEVO series: 1300 SK

used for: **DULEVO** series: **1300 SK**



## FILTER

Filter element, dust filter - sack type	<b>Model:</b> 1300 SK, SK PLUS	<b>REF</b> <a href="#">101SG3479</a>
---	--------------------------------	--------------------------------------



## SWEEPER/BRUSH

Sweeper brush, curb - 10" or 254,00 mm; nylon; 2 SR	<b>Model:</b> 1300 SK, SK PLUS	<b>REF</b> <a href="#">100SG1826</a>
Sweeper brush, curb - 10" or 254,00 mm; nylon-iron wire; 2 SR	<b>Model:</b> 1300 SK, SK PLUS	<b>REF</b> <a href="#">100SG1865</a>
Sweeper brush, curb - 10" or 254,00 mm; polypropylene; 2 SR	<b>Model:</b> 1300 SK, SK PLUS	<b>REF</b> <a href="#">100SG1827</a>
Sweeper brush, curb - 10" or 254,00 mm; polypropylene-iron wire; 2 SR	<b>Model:</b> 1300 SK, SK PLUS	<b>REF</b> <a href="#">100SG1866</a>
Sweeper brush, main - 35" or 889,00 mm; natural fiber; 6 DR	<b>Model:</b> 1300 SK, SK PLUS	<b>REF</b> <a href="#">100SG1861</a>
Sweeper brush, main - 35" or 889,00 mm; natural fiber-iron wire; 6 DR	<b>Model:</b> 1300 SK, SK PLUS	<b>REF</b> <a href="#">100SG1863</a>
Sweeper brush, main - 35" or 889,00 mm; nylon-iron wire; 6 DR	<b>Model:</b> 1300 SK, SK PLUS	<b>REF</b> <a href="#">100SG1864</a>
Sweeper brush, main - 35" or 889,00 mm; polypropylene; 6 DR	<b>Model:</b> 1300 SK, SK PLUS	<b>REF</b> <a href="#">100SG1828</a>
Sweeper brush, main - 35" or 889,00 mm; polypropylene-natural fiber; 6 DR	<b>Model:</b> 1300 SK, SK PLUS	<b>REF</b> <a href="#">100SG1867</a>



used for: **DULEVO** series: **1300 STAR**



## FILTER

Filter element, dust filter - sack type	<b>Model:</b> 1300 STAR DL, EH, SK	<b>REF</b> <a href="#">101SG3479</a>
---	------------------------------------	--------------------------------------



## SWEEPER/BRUSH

Sweeper brush, curb - 13" or 330,20 mm; nylon; 3 SR	<b>Model:</b> 1300 STAR DL, EH, SK	<b>REF</b> <a href="#">100SG1831</a>
Sweeper brush, curb - 13" or 330,20 mm; nylon-iron wire; 3 SR	<b>Model:</b> 1300 STAR DL, EH, SK	<b>REF</b> <a href="#">100SG1832</a>
Sweeper brush, curb - 13" or 330,20 mm; polypropylene; 3 SR	<b>Model:</b> 1300 STAR DL, EH, SK	<b>REF</b> <a href="#">100SG1833</a>
Sweeper brush, curb - 13" or 330,20 mm; polypropylene-iron wire; 3 SR	<b>Model:</b> 1300 STAR DL, EH, SK	<b>REF</b> <a href="#">100SG1830</a>
Sweeper brush, curb - 13" or 330,20 mm; polypropylene-iron wire; 3 SR	<b>Model:</b> 1300 STAR DL, EH, SK	<b>REF</b> <a href="#">100SG1830</a>
Sweeper brush, main - 35" or 889,00 mm; natural fiber; 6 DR	<b>Model:</b> 1300 STAR DL, EH, SK	<b>REF</b> <a href="#">100SG1861</a>
Sweeper brush, main - 35" or 889,00 mm; natural fiber-iron wire; 6 DR	<b>Model:</b> 1300 STAR DL, EH, SK	<b>REF</b> <a href="#">100SG1863</a>
Sweeper brush, main - 35" or 889,00 mm; nylon-iron wire; 6 DR	<b>Model:</b> 1300 STAR DL, EH, SK	<b>REF</b> <a href="#">100SG1864</a>
Sweeper brush, main - 35" or 889,00 mm; polypropylene; 6 DR	<b>Model:</b> 1300 STAR DL, EH, SK	<b>REF</b> <a href="#">100SG1828</a>

used for: **DULEVO** series: **1300 STAR**

used for: **DULEVO** series: **1300 SV**

used for: **DULEVO** series: **1300 SV**



## FILTER

Filter element, dust filter - sack type	<b>Model:</b> 1300 SV, SV PLUS	<b>REF</b> <a href="#">101SG3479</a>
---	--------------------------------	--------------------------------------



## SWEEPER/BRUSH

Sweeper brush, curb - 10" or 254,00 mm; nylon; 2 SR	<b>Model:</b> 1300 SV, SV PLUS	<b>REF</b> <a href="#">100SG1826</a>
Sweeper brush, curb - 10" or 254,00 mm; nylon-iron wire; 2 SR	<b>Model:</b> 1300 SV, SV PLUS	<b>REF</b> <a href="#">100SG1865</a>
Sweeper brush, curb - 10" or 254,00 mm; polypropylene; 2 SR	<b>Model:</b> 1300 SV, SV PLUS	<b>REF</b> <a href="#">100SG1827</a>
Sweeper brush, curb - 10" or 254,00 mm; polypropylene-iron wire; 2 SR	<b>Model:</b> 1300 SV, SV PLUS	<b>REF</b> <a href="#">100SG1866</a>
Sweeper brush, main - 35" or 889,00 mm; natural fiber; 6 DR	<b>Model:</b> 1300 SV, SV PLUS	<b>REF</b> <a href="#">100SG1861</a>
Sweeper brush, main - 35" or 889,00 mm; natural fiber-iron wire; 6 DR	<b>Model:</b> 1300 SV, SV PLUS	<b>REF</b> <a href="#">100SG1863</a>
Sweeper brush, main - 35" or 889,00 mm; nylon-iron wire; 6 DR	<b>Model:</b> 1300 SV, SV PLUS	<b>REF</b> <a href="#">100SG1864</a>
Sweeper brush, main - 35" or 889,00 mm; polypropylene; 6 DR	<b>Model:</b> 1300 SV, SV PLUS	<b>REF</b> <a href="#">100SG1828</a>
Sweeper brush, main - 35" or 889,00 mm; polypropylene-natural fiber; 6 DR	<b>Model:</b> 1300 SV, SV PLUS	<b>REF</b> <a href="#">100SG1867</a>

used for: **DULEVO** series: **74 EH**



## FILTER

Filter element, dust filter - sack type	<b>Model:</b> 74 EH	<b>REF</b> <a href="#">100SG1873</a>
---	---------------------	--------------------------------------



## MOTOR

Motor, shaker - 12 VDC	<b>Model:</b> 74 EH	<b>REF</b> <a href="#">100SG1877</a>
Motor, shaker - 24 VDC	<b>Model:</b> 74 EH	<b>REF</b> <a href="#">100SG1876</a>



## SWEEPER/BRUSH

Sweeper brush, main - 28" or 711,20 mm; nylon-natural fiber; 6 DR; central brush	<b>Model:</b> 74 EH	<b>REF</b> <a href="#">100SG1842</a>
Sweeper brush, main - 28" or 711,20 mm; polypropylene; 6 DR; central brush	<b>Model:</b> 74 EH	<b>REF</b> <a href="#">100SG1846</a>
Sweeper brush, main - 28" or 711,20 mm; polypropylene-iron wire; 6 DR; central brush	<b>Model:</b> 74 EH	<b>REF</b> <a href="#">100SG1847</a>

used for: **DULEVO** series: **74 EH**

used for: **DULEVO** series: **CR200 QUATTRO**

used for: **DULEVO** series: **CR200 QUATTRO**



## FILTER

Filter element, dust filter - normal; sack type	<b>Model:</b> CR200 QUATTRO	<b>REF</b> <a href="#">100SG1872</a>
---	-----------------------------	--------------------------------------



## SWEEPER/BRUSH

Sweeper brush, curb - 19" or 482,60 mm; polypropylene; 4 SR; with casing only	<b>Model:</b> CR200 QUATTRO	<b>REF</b> <a href="#">100SG1885</a>
Sweeper brush, curb - 19" or 482,60 mm; polypropylene-iron wire; 5 SR; with wasing only	<b>Model:</b> CR200 QUATTRO	<b>REF</b> <a href="#">100SG1890</a>
Sweeper brush, curb - 24" or 609,60 mm; iron wire; 5 SR; optional	<b>Model:</b> CR200 QUATTRO	<b>REF</b> <a href="#">100SG1882</a>
Sweeper brush, curb - 24" or 609,60 mm; polypropylene; 5 SR; optional	<b>Model:</b> CR200 QUATTRO	<b>REF</b> <a href="#">100SG1886</a>
Sweeper brush, curb - 24" or 609,60 mm; polypropylene-iron wire; 5 SR; optional	<b>Model:</b> CR200 QUATTRO	<b>REF</b> <a href="#">100SG1891</a>
Sweeper brush, main - 50" or 1270,00 mm; polypropylene; 8 TR; central brush	<b>Model:</b> CR200 QUATTRO	<b>REF</b> <a href="#">100SG1887</a>
Sweeper brush, main - 50" or 1270,00 mm; polypropylene-iron wire; 8TR; central brush	<b>Model:</b> CR200 QUATTRO	<b>REF</b> <a href="#">100SG1892</a>

used for: **DULEVO** series: **H404M**

used for: **DULEVO** series: **H404M**



## FILTER

Filter, solution inline	<b>Model:</b> H404M	<b>REF</b> <a href="#">100SG1946</a>
-------------------------	---------------------	--------------------------------------



## HOSE

Hose, drain	<b>Model:</b> H404M	<b>REF</b> <a href="#">101SG3480</a>
Hose, vacuum	<b>Model:</b> H404M	<b>REF</b> <a href="#">100SG1944</a>



## SQUEEGEE

Squeegee assembly, front - standard	<b>Model:</b> H404M	<b>REF</b> <a href="#">100SG1857</a>
Blade, squeegee front - oil-resistant; optional	<b>Model:</b> H404M	<b>REF</b> <a href="#">100SG1858</a>
Squeegee assembly, rear - standard	<b>Model:</b> H404M	<b>REF</b> <a href="#">100SG1859</a>
Squeegee assembly, rear - oil-resistant; optional	<b>Model:</b> H404M	<b>REF</b> <a href="#">100SG1860</a>



## SWEEPER/BRUSH

Scrubber brush, main - 17" or 431,80 mm; Tynex; 8 SR	<b>Model:</b> H404M	<b>REF</b> <a href="#">100SG1940</a>
Scrubber brush, main - polypropylene	<b>Model:</b> H404M	<b>REF</b> <a href="#">100SG1941</a>




## VACUUM MOTOR

Motor, vacuum - 24 VDC; 400 W; suction	<b>Model:</b> H404M	<b>REF</b> <a href="#">100SG1945</a>
--	---------------------	--------------------------------------

used for: DULEVO series: H507

used for: **DULEVO** series: **H507**



## FILTER

Filter element, air filter	<b>Model:</b> H507C, H507M	<b>REF</b> <a href="#">101SG3482</a>
----------------------------	----------------------------	--------------------------------------



## HOSE

Hose, drain	<b>Model:</b> H507C, H507M	<b>REF</b> <a href="#">101SG3481</a>
Hose, vacuum	<b>Model:</b> H507C, H507M	<b>REF</b> <a href="#">100SG1853</a>



## SQUEEGEE

Squeegee assembly	<b>Model:</b> H507C, H507M	<b>REF</b> <a href="#">100SG1856</a>
Blade, squeegee front - oil-resistant; optional	<b>Model:</b> H507C, H507M	<b>REF</b> <a href="#">100SG1858</a>
Squeegee assembly, front - standard	<b>Model:</b> H507C, H507M	<b>REF</b> <a href="#">100SG1857</a>
Squeegee assembly, rear - oil-resistant; optional	<b>Model:</b> H507C, H507M	<b>REF</b> <a href="#">100SG1860</a>
Squeegee assembly, rear - standard	<b>Model:</b> H507C, H507M	<b>REF</b> <a href="#">100SG1859</a>



## SWEEPER/BRUSH

Scrubber brush, main - 19" or 482,60 mm; polypropylene	<b>Model:</b> H507M	<b>REF</b> <a href="#">101SG3483</a>
Scrubber brush, main - 19" or 482,60 mm; Tynex	<b>Model:</b> H507M	<b>REF</b> <a href="#">101SG3484</a>



## VACUUM MOTOR

Motor, vacuum - 24 VDC; 2 stage	<b>Model:</b> H507M	<b>REF</b> <a href="#">100SG1855</a>
Motor, vacuum - 240 VAC; 1000 W	<b>Model:</b> H507C	<b>REF</b> <a href="#">100SG1854</a>



used for: **DULEVO** series: **H557**



## FILTER

Filter element, solution intake filter	<b>Model:</b> H557	<b>REF</b> <a href="#">100SG1939</a>
--	--------------------	--------------------------------------



## HOSE

Hose, drain	<b>Model:</b> H557	<b>REF</b> <a href="#">101SG3485</a>
Hose, vacuum	<b>Model:</b> H557	<b>REF</b> <a href="#">100SG1853</a>



## SQUEEGEE

Squeegee assembly, front - standard	<b>Model:</b> H557	<b>REF</b> <a href="#">100SG1857</a>
Blade, squeegee front - oil-resistant; optional	<b>Model:</b> H557	<b>REF</b> <a href="#">100SG1858</a>
Squeegee assembly, rear - standard	<b>Model:</b> H557	<b>REF</b> <a href="#">100SG1859</a>
Squeegee assembly, rear - oil-resistant; optional	<b>Model:</b> H557	<b>REF</b> <a href="#">100SG1860</a>



## SWEEPER/BRUSH

Scrubber brush, main - 11" or 279,40 mm; polypropylene; 5 SR	<b>Model:</b> H557	<b>REF</b> <a href="#">100SG1942</a>
Scrubber brush, main - Tynex	<b>Model:</b> H557	<b>REF</b> <a href="#">100SG1943</a>



## VACUUM MOTOR

Motor, vacuum - 24 VDC; 2 stage	<b>Model:</b> H557	<b>REF</b> <a href="#">100SG1855</a>
---------------------------------	--------------------	--------------------------------------

used for: **DULEVO** series: **H557**

used for: DULEVO series: H820

used for: **DULEVO** series: **H820**



### FILTER

Filter complete, solution intake filter - 50 mesh, water filter	<b>Model:</b> H820	<b>REF</b> <a href="#">100SG1934</a>
---	--------------------	--------------------------------------



### HOSE

Hose, drain	<b>Model:</b> H820	<b>REF</b> <a href="#">101SG3486</a>
Hose, vacuum	<b>Model:</b> H820	<b>REF</b> <a href="#">100SG1937</a>



### MOTOR

Motor, scrub brush - 36 VDC; 500 W- from sn h082000060	<b>Model:</b> H820	<b>REF</b> <a href="#">100SG1936</a>
Motor, scrub brush - 36 VDC; 500 W - up to sn h082000061	<b>Model:</b> H820	<b>REF</b> <a href="#">100SG1938</a>



### SQUEEGEE

Blade kit, squeegee - rubber	<b>Model:</b> H820	<b>REF</b> <a href="#">100SG1935</a>
Blade, squeegee front - rubber	<b>Model:</b> H820	<b>REF</b> <a href="#">100SG1933</a>
Blade, squeegee rear - rubber	<b>Model:</b> H820	<b>REF</b> <a href="#">100SG1932</a>



### VACUUM MOTOR

Motor, vacuum - 36 VDC; suction	<b>Model:</b> H820	<b>REF</b> <a href="#">100SG1931</a>
---------------------------------	--------------------	--------------------------------------



USED FOR  
**EUREKA**

used for: EUREKA series: COMPACT 1150

used for: **EUREKA** series: **COMPACT 1150**



## FILTER

Filter element, dust filter - 2nd version	<b>Model:</b> COMPACT 1150	<b>REF</b> <a href="#">100SG1952</a>
Filter element, dust filter - complete with separators usgc; bag type	<b>Model:</b> COMPACT 1150	<b>REF</b> <a href="#">100SG1955</a>



## SWEEPER/BRUSH

Sweeper brush, curb - 7" or 177,80 mm; polypropylene; 2 SR	<b>Model:</b> COMPACT 1150	<b>REF</b> <a href="#">100SG1953</a>
Sweeper brush, main - 28" or 711,20 mm; polypropylene; 6 DR	<b>Model:</b> COMPACT 1150	<b>REF</b> <a href="#">100SG1954</a>

used for: **EUREKA** series: **E71**



## FILTER

Filter complete, solution inline	<b>Model:</b> E71	<b>REF</b> <a href="#">100SG1962</a>
Filter complete, vacuum motor	<b>Model:</b> E71	<b>REF</b> <a href="#">100SG1965</a>



## HOSE

Hose, drain	<b>Model:</b> E71	<b>REF</b> <a href="#">100SG1964</a>
Hose, vacuum	<b>Model:</b> E71	<b>REF</b> <a href="#">101SG3487</a>

## SQUEEGEE

Blade, squeegee inner - 39" or 990,60 mm; red gum	<b>Model:</b> E71	<b>REF</b> <a href="#">100SG1947</a>
Blade, squeegee inner - polyurethane	<b>Model:</b> E71	<b>REF</b> <a href="#">100SG1950</a>
Blade, squeegee rear - red gum	<b>Model:</b> E71	<b>REF</b> <a href="#">100SG1948</a>
Blade, squeegee rear - polyurethane	<b>Model:</b> E71	<b>REF</b> <a href="#">100SG1949</a>



## SWEEPER/BRUSH

Scrubber brush, main - abrasive nylon 1.2	<b>Model:</b> E71	<b>REF</b> <a href="#">100SG1961</a>
Scrubber brush, main - polypropylene 0.6	<b>Model:</b> E71	<b>REF</b> <a href="#">100SG1959</a>
Scrubber brush, main - polypropylene 0.9	<b>Model:</b> E71	<b>REF</b> <a href="#">100SG1960</a>



## VACUUM MOTOR

Motor, vacuum	<b>Model:</b> E71	<b>REF</b> <a href="#">100SG1966</a>
---------------	-------------------	--------------------------------------

used for: **EUREKA** series: **E71**

used for: EUREKA series: E81

used for: **EUREKA** series: **E81**



## FILTER

Filter complete, solution inline	<b>Model:</b> E81	<b>REF</b> <a href="#">100SG1962</a>
Filter complete, vacuum motor	<b>Model:</b> E81	<b>REF</b> <a href="#">100SG1965</a>



## HOSE

Hose, drain	<b>Model:</b> E81	<b>REF</b> <a href="#">100SG1964</a>
Hose, vacuum	<b>Model:</b> E81	<b>REF</b> <a href="#">101SG3487</a>



## SQUEEGEE

Blade, squeegee inner - 39" or 990,60 mm; red gum	<b>Model:</b> E81	<b>REF</b> <a href="#">100SG1947</a>
Blade, squeegee inner - polyurethane	<b>Model:</b> E81	<b>REF</b> <a href="#">100SG1950</a>
Blade, squeegee rear - red gum	<b>Model:</b> E81	<b>REF</b> <a href="#">100SG1948</a>
Blade, squeegee rear - polyurethane	<b>Model:</b> E81	<b>REF</b> <a href="#">100SG1949</a>



## SWEEPER/BRUSH

Scrubber brush, main - abrasive nylon	<b>Model:</b> E81	<b>REF</b> <a href="#">100SG1957</a>
Scrubber brush, main - polypropylene 0.6	<b>Model:</b> E81	<b>REF</b> <a href="#">100SG1956</a>
Scrubber brush, main - polypropylene 0.9	<b>Model:</b> E81	<b>REF</b> <a href="#">100SG1958</a>



## VACUUM MOTOR

Motor, vacuum	<b>Model:</b> E81	<b>REF</b> <a href="#">100SG1966</a>
---------------	-------------------	--------------------------------------





USED FOR  
**FIMAP**

used for: FIMAP series: VE MXR

used for: **FIMAP** series: **VE MXR**



## FILTER

Element, solution drain filter	<b>Model:</b> VE MXR	<b>REF</b> <a href="#">100SG3091</a>
Filter element, solution intake filter	<b>Model:</b> VE MXR	<b>REF</b> <a href="#">100SG1971</a>



## HOSE

Hose, drain	<b>Model:</b> VE MXR	<b>REF</b> <a href="#">100SG1972</a>
Hose, vacuum	<b>Model:</b> VE MXR	<b>REF</b> <a href="#">100SG1973</a>



## SQUEEGEE

Blade kit, squeegee - 27" or 685,80 mm; latex	<b>Model:</b> VE MXR	<b>REF</b> <a href="#">100SG1969</a>
Blade kit, squeegee - 27" or 685,80 mm; polyurethane	<b>Model:</b> VE MXR	<b>REF</b> <a href="#">100SG1968</a>
Blade kit, squeegee - 27" or 685,80 mm; rubber; 33 shore	<b>Model:</b> VE MXR	<b>REF</b> <a href="#">100SG1967</a>
Blade, squeegee inner - polyurethane	<b>Model:</b> VE MXR	<b>REF</b> <a href="#">100SG3085</a>
Blade, squeegee rear - rubber; 33 shore	<b>Model:</b> VE MXR	<b>REF</b> <a href="#">100SG3086</a>



## SWEEPER/BRUSH

Scrubber brush, main - 21" or 533,40 mm; polypropylene 0.3; 6 SR	<b>Model:</b> VE MXR	<b>REF</b> <a href="#">100SG3087</a>
Scrubber brush, main - 21" or 533,40 mm; polypropylene 0.6; 6 SR	<b>Model:</b> VE MXR	<b>REF</b> <a href="#">100SG3088</a>
Scrubber brush, main - 22" or 558,80 mm; polypropylene 0.9; 6 SR	<b>Model:</b> VE MXR	<b>REF</b> <a href="#">100SG3089</a>
Scrubber brush, main - Tynex 0.9	<b>Model:</b> VE MXR	<b>REF</b> <a href="#">100SG3090</a>



## VACUUM MOTOR

Motor, vacuum	<b>Model:</b> VE MXR	<b>REF</b> <a href="#">100SG1970</a>
---------------	----------------------	--------------------------------------





USED FOR  
**FIorentINI**

used for: **FIorentini** series: **DELUX 43B**

used for: **FIorentini** series: **DELUX 43B**



## HOSE

Hose, vacuum	<b>Model:</b> DELUX 43B	<b>REF</b> <a href="#">100SG1974</a>
--------------	-------------------------	--------------------------------------



## SQUEEGEE

Blade kit, squeegee	<b>Model:</b> DELUX 43B	<b>REF</b> <a href="#">100SG1977</a>
Blade, squeegee front	<b>Model:</b> DELUX 43B	<b>REF</b> <a href="#">100SG1978</a>
Blade, squeegee rear	<b>Model:</b> DELUX 43B	<b>REF</b> <a href="#">100SG1979</a>
Squeegee assembly	<b>Model:</b> DELUX 43B	<b>REF</b> <a href="#">100SG1976</a>



## SWEEPER/BRUSH

Scrubber brush, main - 16" or 406,40 mm; nylon; 7 SR	<b>Model:</b> DELUX 43B	<b>REF</b> <a href="#">101SG3488</a>
Scrubber brush, main - 16" or 406,40 mm; steel	<b>Model:</b> DELUX 43B	<b>REF</b> <a href="#">101SG3489</a>



## VACUUM MOTOR

Motor, vacuum - 24 VDC; 350 W	<b>Model:</b> DELUX 43B	<b>REF</b> <a href="#">100SG1975</a>
-------------------------------	-------------------------	--------------------------------------

used for: **FIorentINI** series: **DELUX 50B**



## HOSE

Hose, vacuum	<b>Model:</b> DELUX 50B	<b>REF</b> <a href="#">100SG1974</a>
--------------	-------------------------	--------------------------------------



## SQUEEGEE

Blade kit, squeegee	<b>Model:</b> DELUX 50B	<b>REF</b> <a href="#">100SG1977</a>
Blade, squeegee front	<b>Model:</b> DELUX 50B	<b>REF</b> <a href="#">100SG1978</a>
Blade, squeegee rear	<b>Model:</b> DELUX 50B	<b>REF</b> <a href="#">100SG1979</a>
Squeegee assembly	<b>Model:</b> DELUX 50B	<b>REF</b> <a href="#">100SG1976</a>



## SWEEPER/BRUSH

Scrubber brush, main - 18" or 457,20 mm; nylon; 8 SR	<b>Model:</b> DELUX 50B	<b>REF</b> <a href="#">101SG3490</a>
Scrubber brush, main - steel	<b>Model:</b> DELUX 50B	<b>REF</b> <a href="#">101SG3491</a>



## VACUUM MOTOR

Motor, vacuum - 24 VDC; 350 W	<b>Model:</b> DELUX 50B	<b>REF</b> <a href="#">100SG1975</a>
-------------------------------	-------------------------	--------------------------------------

used for: **FIorentINI** series: **DELUX 50B**

used for: **FIorentini** series: **S32B**

used for: **FIorentini** series: **S32B**



## FILTER

Filter element, dust filter	<b>Model:</b> S32B	<b>REF</b> <a href="#">101SG3492</a>
-----------------------------	--------------------	--------------------------------------



## SWEEPER/BRUSH

Sweeper brush, curb - 10" or 254,00 mm; polypropylene; 4 SR	<b>Model:</b> S32B	<b>REF</b> <a href="#">100SG1980</a>
Sweeper brush, main - 31" or 787,40 mm; polypropylene; 6 DR	<b>Model:</b> S32B	<b>REF</b> <a href="#">100SG1981</a>



## VACUUM MOTOR

Motor, vacuum - 36 VDC, 0,25 W; 2600 RPM; for vacuum fan	<b>Model:</b> S32B	<b>REF</b> <a href="#">100SG1982</a>
--	--------------------	--------------------------------------

used for: **FIorentINI** series: **SMILE 70M**



## HOSE

Hose, drain	<b>Model:</b> SMILE 70M	<b>REF</b> <a href="#">101SG3493</a>
Hose, vacuum	<b>Model:</b> SMILE 70M	<b>REF</b> <a href="#">100SG1983</a>



## SQUEEGEE

Blade kit, squeegee	<b>Model:</b> SMILE 70M	<b>REF</b> <a href="#">100SG1993</a>
---------------------	-------------------------	--------------------------------------



## SWEEPER/BRUSH

Scrubber brush, main - 13" or 330,20 mm; polypropylene; 7 SR	<b>Model:</b> SMILE 70M	<b>REF</b> <a href="#">101SG3494</a>
Scrubber brush, main - 13" or 330,20 mm; Tynex; 6 SR	<b>Model:</b> SMILE 70M	<b>REF</b> <a href="#">101SG3495</a>



## VACUUM MOTOR

Motor, vacuum - 36 VDC	<b>Model:</b> SMILE 70M	<b>REF</b> <a href="#">100SG1984</a>
------------------------	-------------------------	--------------------------------------

used for: **FIorentINI** series: **SMILE 70M**



used for: **FIorentini** series: **SMILE 80M**

used for: **FIorentini** series: **SMILE 80M**



## HOSE

Hose, drain	<b>Model:</b> SMILE 80M	<b>REF</b> <a href="#">101SG3493</a>
Hose, vacuum	<b>Model:</b> SMILE 80M	<b>REF</b> <a href="#">100SG1983</a>



## SQUEEGEE

Blade kit, squeegee	<b>Model:</b> SMILE 80M	<b>REF</b> <a href="#">100SG1994</a>
---------------------	-------------------------	--------------------------------------



## SWEEPER/BRUSH

Scrubber brush, main - 15" or 381,00 mm; nylon; 7 SR	<b>Model:</b> SMILE 80M	<b>REF</b> <a href="#">101SG3496</a>
Scrubber brush, main - 15" or 381,00 mm; Tynex	<b>Model:</b> SMILE 80M	<b>REF</b> <a href="#">101SG3497</a>



## VACUUM MOTOR

Motor, vacuum - 36 VDC	<b>Model:</b> SMILE 80M	<b>REF</b> <a href="#">100SG1984</a>
------------------------	-------------------------	--------------------------------------

used for: **FIorentINI** series: **UNICA 75**



## HOSE

Hose, drain	<b>Model:</b> UNICA 75	<b>REF</b> <a href="#">101SG3500</a>
Hose, solution - length: 780,00 mm	<b>Model:</b> UNICA 75	<b>REF</b> <a href="#">100SG1985</a>



## SQUEEGEE

Blade kit, squeegee	<b>Model:</b> UNICA 75	<b>REF</b> <a href="#">100SG1992</a>
Blade, squeegee front	<b>Model:</b> UNICA 75	<b>REF</b> <a href="#">100SG1989</a>
Blade, squeegee rear	<b>Model:</b> UNICA 75	<b>REF</b> <a href="#">100SG1987</a>



## SWEEPER/BRUSH

Scrubber brush, main - 15" or 381,00 mm; iron wire; 6 SR	<b>Model:</b> UNICA 75	<b>REF</b> <a href="#">101SG3499</a>
Scrubber brush, main - 15" or 381,00 mm; polypropylene; 7 SR	<b>Model:</b> UNICA 75	<b>REF</b> <a href="#">101SG3498</a>



## VACUUM MOTOR

Motor, vacuum - 36 VDC	<b>Model:</b> UNICA 75	<b>REF</b> <a href="#">100SG1984</a>
------------------------	------------------------	--------------------------------------

used for: **FIorentINI** series: **UNICA 75**

used for: **FIorentini** series: **UNICA 85**

used for: **FIorentini** series: **UNICA 85**



## HOSE

Hose, solution - length: 780,00 mm	<b>Model:</b> UNICA 85	<b>REF</b> <a href="#">100SG1985</a>
Hose, solution - length: 37,40" or 950 mm	<b>Model:</b> UNICA 85	<b>REF</b> <a href="#">100SG1986</a>



## SQUEEGEE

Blade kit, squeegee	<b>Model:</b> UNICA 85	<b>REF</b> <a href="#">100SG1988</a>
Blade, squeegee front	<b>Model:</b> UNICA 85	<b>REF</b> <a href="#">100SG1991</a>
Blade, squeegee rear	<b>Model:</b> UNICA 85	<b>REF</b> <a href="#">100SG1990</a>



## SWEEPER/BRUSH

Scrubber brush, main - 16" or 406,40 mm; polypropylene; 7 SR	<b>Model:</b> UNICA 85	<b>REF</b> <a href="#">101SG3501</a>
Scrubber brush, main - iron wire	<b>Model:</b> UNICA 85	<b>REF</b> <a href="#">101SG3502</a>



## VACUUM MOTOR

Motor, vacuum - 36 VDC	<b>Model:</b> UNICA 85	<b>REF</b> <a href="#">100SG1984</a>
------------------------	------------------------	--------------------------------------



USED FOR  
**FLOORPUL**

used for: FLOORPUL series: JADE 50

used for: **FLOORPUL** series: **JADE 50**



## FILTER

Filter element, solution intake filter	<b>Model:</b> JADE 50	<b>REF</b> <a href="#">100SG3095</a>
--	-----------------------	--------------------------------------



## HOSE

Hose, drain	<b>Model:</b> JADE 50	<b>REF</b> <a href="#">100SG3093</a>
Hose, vacuum, squeegee	<b>Model:</b> JADE 50	<b>REF</b> <a href="#">100SG3092</a>
Hose, vacuum	<b>Model:</b> JADE 50	<b>REF</b> <a href="#">100SG3094</a>



## SQUEEGEE

Blade, squeegee rear - 39" or 990,60 mm; brown rubber; 40 shore	<b>Model:</b> JADE 50	<b>REF</b> <a href="#">100SG1996</a>
Blade, squeegee rear - 39" or 990,60 mm; rubber; 33 shore	<b>Model:</b> JADE 50	<b>REF</b> <a href="#">100SG1997</a>
Blade squeegee rear - 39" or 990,60 mm; oil-resistant	<b>Model:</b> JADE 50	<b>REF</b> <a href="#">100SG1998</a>
Blade, squeegee rear - 39" or 990,60 mm; rubber; 50 shore	<b>Model:</b> JADE 50	<b>REF</b> <a href="#">100SG1999</a>



## SWEEPER/BRUSH

Scrubber brush, main - 19" or 482,60 mm; polypropylene 0.3; 8 SR	<b>Model:</b> JADE 50	<b>REF</b> <a href="#">101SG3503</a>
Scrubber brush, main - 19" or 482,60 mm; polypropylene 0.6; 8 SR	<b>Model:</b> JADE 50	<b>REF</b> <a href="#">101SG3504</a>
Scrubber brush, main - 19" or 482,60 mm; polypropylene 0.9	<b>Model:</b> JADE 50	<b>REF</b> <a href="#">101SG3505</a>



## VACUUM MOTOR

Motor, vacuum - 24 VDC; 350 W; suction; with connector h 1200	<b>Model:</b> JADE 50	<b>REF</b> <a href="#">100SG3096</a>
Motor, vacuum - 24 VDC; 480 W; suction; with connector h 1600	<b>Model:</b> JADE 50	<b>REF</b> <a href="#">100SG3097</a>

used for: **FLOORPUL** series: **JADE 55**



## FILTER

Filter element, solution intake filter	<b>Model:</b> JADE 55	<b>REF</b> <a href="#">100SG3095</a>
--	-----------------------	--------------------------------------



## HOSE

Hose, drain	<b>Model:</b> JADE 55	<b>REF</b> <a href="#">100SG3093</a>
Hose, vacuum, squeegee	<b>Model:</b> JADE 55	<b>REF</b> <a href="#">100SG3092</a>
Hose, vacuum	<b>Model:</b> JADE 55	<b>REF</b> <a href="#">100SG3094</a>



## SQUEEGEE

Blade, squeegee rear - 39" or 990,60 mm; brown rubber; 40 shore	<b>Model:</b> JADE 55	<b>REF</b> <a href="#">100SG1996</a>
Blade, squeegee rear - 39" or 990,60 mm; rubber; 33 shore	<b>Model:</b> JADE 55	<b>REF</b> <a href="#">100SG1997</a>
Blade squeegee rear - 39" or 990,60 mm; oil-resistant	<b>Model:</b> JADE 55	<b>REF</b> <a href="#">100SG1998</a>
Blade, squeegee rear - 39" or 990,60 mm; rubber; 50 shore	<b>Model:</b> JADE 55	<b>REF</b> <a href="#">100SG1999</a>



## SWEEPER/BRUSH

Scrubber brush, main - polypropylene 0.4	<b>Model:</b> JADE 55	<b>REF</b> <a href="#">101SG3506</a>
--	-----------------------	--------------------------------------



## VACUUM MOTOR

Motor, vacuum - 24 VDC; 350 W; suction; with connector h 1200	<b>Model:</b> JADE 55	<b>REF</b> <a href="#">100SG3096</a>
Motor, vacuum - 24 VDC; 480 W; suction; with connector h 1600	<b>Model:</b> JADE 55	<b>REF</b> <a href="#">100SG3097</a>

used for: **FLOORPUL** series: **JADE 55**

used for: FLOORPUL series: JADE 66

used for: **FLOORPUL** series: **JADE 66**



## FILTER

Filter element, solution intake filter	<b>Model:</b> JADE 66	<b>REF</b> <a href="#">100SG3095</a>
--	-----------------------	--------------------------------------



## HOSE

Hose, drain	<b>Model:</b> JADE 66	<b>REF</b> <a href="#">100SG3093</a>
Hose, vacuum, squeegee	<b>Model:</b> JADE 66	<b>REF</b> <a href="#">100SG3092</a>
Hose, vacuum	<b>Model:</b> JADE 66	<b>REF</b> <a href="#">100SG3094</a>



## SQUEEGEE

Blade, squeegee rear - 39" or 990,60 mm; brown rubber; 40 shore	<b>Model:</b> JADE 66	<b>REF</b> <a href="#">100SG1996</a>
Blade, squeegee rear - 39" or 990,60 mm; rubber; 33 shore	<b>Model:</b> JADE 66	<b>REF</b> <a href="#">100SG1997</a>
Blade squeegee rear - 39" or 990,60 mm; oil-resistant	<b>Model:</b> JADE 66	<b>REF</b> <a href="#">100SG1998</a>
Blade, squeegee rear - 39" or 990,60 mm; rubber; 50 shore	<b>Model:</b> JADE 66	<b>REF</b> <a href="#">100SG1999</a>



## SWEEPER/BRUSH

Scrubber brush, main - 13" or 330,20 mm; polypropylene 0.3; 6 SR	<b>Model:</b> JADE 66	<b>REF</b> <a href="#">101SG3507</a>
Scrubber brush, main - 13" or 330,20 mm; polypropylene 0.6; 6 SR	<b>Model:</b> JADE 66	<b>REF</b> <a href="#">101SG3508</a>
Scrubber brush, main - 13" or 330,20 mm; polypropylene 0.9; 5 SR	<b>Model:</b> JADE 66	<b>REF</b> <a href="#">101SG3509</a>



## VACUUM MOTOR

Motor, vacuum - 24 VDC; 350 W; suction; with connector h 1200	<b>Model:</b> JADE 66	<b>REF</b> <a href="#">100SG3096</a>
Motor, vacuum - 24 VDC; 480 W; suction; with connector h 1600	<b>Model:</b> JADE 66	<b>REF</b> <a href="#">100SG3097</a>



used for: **FLOORPUL** series: **RUBY 45**



## HOSE

Hose, vacuum - for squeegee	<b>Model:</b> RUBY 45	<b>REF</b> <a href="#">100SG1542</a>
Hose, vacuum - for tank	<b>Model:</b> RUBY 45	<b>REF</b> <a href="#">100SG2005</a>



## MOTOR

Elektromotor, scrub brush – 24 VDC; 420 W; 2800 RPM	<b>Model:</b> RUBY 45	<b>REF</b> <a href="#">100SG1995</a>
---	-----------------------	--------------------------------------



## SQUEEGEE

Blade, squeegee front - 32" or 812,80 mm; polyurethane	<b>Model:</b> RUBY 45	<b>REF</b> <a href="#">100SG2001</a>
Blade, squeegee rear - 33" or 838,20 mm; 33 shore	<b>Model:</b> RUBY 45	<b>REF</b> <a href="#">100SG2003</a>
Blade, squeegee rear - 33" or 838,20 mm; 40 shore	<b>Model:</b> RUBY 45	<b>REF</b> <a href="#">100SG2002</a>
Blade, squeegee rear - 33" or 838,20 mm; oil-resistant	<b>Model:</b> RUBY 45	<b>REF</b> <a href="#">100SG2004</a>
Squeegee assembly - inox	<b>Model:</b> RUBY 45	<b>REF</b> <a href="#">100SG2006</a>
Squeegee assembly - iron	<b>Model:</b> RUBY 45	<b>REF</b> <a href="#">100SG2007</a>



## SWEEPER/BRUSH

Scrubber brush, main - 8" or 203,20 mm; polypropylene 0.3; 5 SR	<b>Model:</b> RUBY 45	<b>REF</b> <a href="#">101SG3510</a>
Scrubber brush, main - 8" or 203,20 mm; polypropylene 0.6; 5 SR	<b>Model:</b> RUBY 45	<b>REF</b> <a href="#">101SG3511</a>
Scrubber brush, main - polypropylene 0.9	<b>Model:</b> RUBY 45	<b>REF</b> <a href="#">101SG3512</a>



## VACUUM MOTOR

Motor, vacuum - 24 VDC; 350 W	<b>Model:</b> RUBY 45	<b>REF</b> <a href="#">100SG2000</a>
-------------------------------	-----------------------	--------------------------------------



USED FOR  
**GANSOW IPC**

used for: GANSOW IPC series: BT50

used for: **GANSOW IPC** series: **BT50**



## HOSE

Hose, drain	<b>Model:</b> BT50	<b>REF</b> <a href="#">100SG3116</a>
-------------	--------------------	--------------------------------------



## SQUEEGEE

Blade, squeegee rear - rubber; inner	<b>Model:</b> BT50	<b>REF</b> <a href="#">100SG2008</a>
Blade, squeegee rear - rubber; outer	<b>Model:</b> BT50	<b>REF</b> <a href="#">100SG2009</a>



## SWEEPER/BRUSH

Scrubber brush, main - 18" or 457,20 mm; polypropylene 0.6; 9 SR	<b>Model:</b> BT50	<b>REF</b> <a href="#">100SG2012</a>
--	--------------------	--------------------------------------



## VACUUM MOTOR

Motor, vacuum - 24 VDC; 350 W; date: from 01/11/2008	<b>Model:</b> BT50	<b>REF</b> <a href="#">100SG3101</a>
Motor, vacuum - 24 VDC; date: from 31/10/2008	<b>Model:</b> BT50	<b>REF</b> <a href="#">100SG3099</a>

used for: **GANSOW IPC** series: **BT70**



## HOSE

Hose, drain – date: from 01/02/2011	<b>Model:</b> BT70	<b>REF</b> <a href="#">100SG3119</a>
Hose, drain – date: 01/06/2010 – 31/01/2011	<b>Model:</b> BT70	<b>REF</b> <a href="#">100SG3114</a>
Hose, drain – date: from 31/05/2010	<b>Model:</b> BT70	<b>REF</b> <a href="#">100SG3111</a>
Hose, vacuum – date: 01/02/2009 – 30/09/2010	<b>Model:</b> BT70	<b>REF</b> <a href="#">100SG3113</a>
Hose, vacuum – length: 43,30” or 1100 mm; date: from 01/10/2010	<b>Model:</b> BT70	<b>REF</b> <a href="#">100SG3118</a>
Hose, vacuum – length: 38,97” or 990,00 mm; inner diameter: 350,00 mm; date: from 31/01/2009	<b>Model:</b> BT70	<b>REF</b> <a href="#">100SG3112</a>



## SQUEEGEE

Blade, squeegee rear - rubber; inner	<b>Model:</b> BT70	<b>REF</b> <a href="#">100SG2011</a>
Blade, squeegee rear - rubber; outer	<b>Model:</b> BT70	<b>REF</b> <a href="#">100SG2010</a>



## SWEEPER/BRUSH

Scrubber brush, main - 13” or 330,20 mm; nylon 0.8; 6 SR; bt 7000	<b>Model:</b> BT70	<b>REF</b> <a href="#">100SG2013</a>
Scrubber brush, main - cylindrical	<b>Model:</b> BT70	<b>REF</b> <a href="#">100SG3110</a>



## VACUUM MOTOR

Motor, vacuum – 24 VDC; 350 W; date: from 01/11/2008	<b>Model:</b> BT70	<b>REF</b> <a href="#">100SG3101</a>
Motor, vacuum – 24 VDC; date: till 31/10/2008	<b>Model:</b> BT70	<b>REF</b> <a href="#">100SG3099</a>

used for: **GANSOW IPC** series: **BT70**

used for: GANSOW IPC series: BT85

used for: **GANSOW IPC** series: **BT85**



### FILTER

Filter complete, solution inline	<b>Model:</b> BT85	<b>REF</b> <a href="#">100SG3098</a>
----------------------------------	--------------------	--------------------------------------



### HOSE

Hose, vacuum	<b>Model:</b> BT85	<b>REF</b> <a href="#">100SG3117</a>
--------------	--------------------	--------------------------------------



### SQUEEGEE

Blade, squeegee front - XL; red	<b>Model:</b> BT85	<b>REF</b> <a href="#">100SG3106</a>
Blade, squeegee rear - XL	<b>Model:</b> BT85	<b>REF</b> <a href="#">100SG3107</a>



### SWEEPER/BRUSH

Scrubber brush, main - 16" or 406,40 mm; polypropylene; 7 SR	<b>Model:</b> BT85	<b>REF</b> <a href="#">100SG3109</a>
--	--------------------	--------------------------------------



### VACUUM MOTOR

Motor, vacuum - 24 VDC; 650 W	<b>Model:</b> BT85	<b>REF</b> <a href="#">100SG3100</a>
-------------------------------	--------------------	--------------------------------------

used for: **GANSOW IPC** series: **CT110**



## FILTER

Filter complete, solution inline	<b>Model:</b> CT110	<b>REF</b> <a href="#">100SG3098</a>
----------------------------------	---------------------	--------------------------------------



## HOSE

Hose, vacuum	<b>Model:</b> CT110	<b>REF</b> <a href="#">100SG3117</a>
--------------	---------------------	--------------------------------------



## SQUEEGEE

Blade, squeegee front - XL; red	<b>Model:</b> CT110	<b>REF</b> <a href="#">100SG3106</a>
Blade, squeegee rear - XL	<b>Model:</b> CT110	<b>REF</b> <a href="#">100SG3107</a>



## SWEEPER/BRUSH

Scrubber brush, main - 16" or 406,40 mm; polypropylene; 7 SR	<b>Model:</b> CT110	<b>REF</b> <a href="#">100SG3109</a>
--	---------------------	--------------------------------------



## VACUUM MOTOR

Motor, vacuum - 24 VDC; 650 W	<b>Model:</b> CT110	<b>REF</b> <a href="#">100SG3100</a>
-------------------------------	---------------------	--------------------------------------

used for: **GANSOW IPC** series: **CT110**

used for: GANSOW IPC series: CT40

used for: **GANSOW IPC** series: **CT40**



## HOSE

Hose, drain	<b>Model:</b> CT40	<b>REF</b> <a href="#">100SG3116</a>
-------------	--------------------	--------------------------------------



## SQUEEGEE

Blade, squeegee rear - rubber; inner	<b>Model:</b> CT40	<b>REF</b> <a href="#">100SG2008</a>
Blade, squeegee rear - rubber; outer	<b>Model:</b> CT40	<b>REF</b> <a href="#">100SG2009</a>



## SWEEPER/BRUSH

Scrubber brush, main - 18" or 457,20 mm; polypropylene 0.6; 9 SR	<b>Model:</b> CT40	<b>REF</b> <a href="#">100SG2012</a>
--	--------------------	--------------------------------------



## VACUUM MOTOR

Motor, vacuum - 24 VDC; 350 W; date: from 01/11/2008	<b>Model:</b> CT40	<b>REF</b> <a href="#">100SG3101</a>
Motor, vacuum - 24 VDC; date: from 31/10/2008	<b>Model:</b> CT40	<b>REF</b> <a href="#">100SG3099</a>



used for: **GANSOW IPC** series: **CT70**



## HOSE

Hose, drain – date: from 01/02/2011	<b>Model:</b> CT70	<b>REF</b> <a href="#">100SG3119</a>
Hose, drain – date: 01/06/2010 – 31/01/2011	<b>Model:</b> CT70	<b>REF</b> <a href="#">100SG3114</a>
Hose, drain – date: from 31/05/2010	<b>Model:</b> CT70	<b>REF</b> <a href="#">100SG3111</a>
Hose, vacuum – date: 01/02/2009 – 30/09/2010	<b>Model:</b> CT70	<b>REF</b> <a href="#">100SG3113</a>
Hose, vacuum – length: 43,30” or 1100 mm; date: from 01/10/2010	<b>Model:</b> CT70	<b>REF</b> <a href="#">100SG3118</a>
Hose, vacuum – length: 38,97” or 990,00 mm; inner diameter: 350,00 mm; date: from 31/01/2009	<b>Model:</b> CT70	<b>REF</b> <a href="#">100SG3112</a>



## SQUEEGEE

Blade, squeegee rear - rubber; inner	<b>Model:</b> CT70	<b>REF</b> <a href="#">100SG2011</a>
Blade, squeegee rear - rubber; outer	<b>Model:</b> CT70	<b>REF</b> <a href="#">100SG2010</a>



## SWEEPER/BRUSH

Scrubber brush, main - cylindrical	<b>Model:</b> CT70	<b>REF</b> <a href="#">100SG3110</a>
------------------------------------	--------------------	--------------------------------------



## VACUUM MOTOR

Motor, vacuum – 24 VDC; 350 W; date: from 01/11/2008	<b>Model:</b> CT70	<b>REF</b> <a href="#">100SG3101</a>
Motor, vacuum – 24 VDC; date: from 10/31/2008	<b>Model:</b> CT70	<b>REF</b> <a href="#">100SG3099</a>

used for: **GANSOW IPC** series: **CT70**

used for: GANSOW IPC series: LAVAPAV 62 BF 65

used for: **GANSOW IPC** series: **LAVAPAV 62 BF 65**



### FILTER

Filter element, solution intake filter	<b>Model:</b> LAVAPAV 62 BF 65	<b>REF</b> <a href="#">100SG3103</a>
--	--------------------------------	--------------------------------------



### HOSE

Hose, drain	<b>Model:</b> LAVAPAV 62 BF 65	<b>REF</b> <a href="#">100SG3115</a>
-------------	--------------------------------	--------------------------------------



### SQUEEGEE

Blade, squeegee front	<b>Model:</b> LAVAPAV 62 BF 65	<b>REF</b> <a href="#">100SG3104</a>
-----------------------	--------------------------------	--------------------------------------

Blade, squeegee rear	<b>Model:</b> LAVAPAV 62 BF 65	<b>REF</b> <a href="#">100SG3105</a>
----------------------	--------------------------------	--------------------------------------



### SWEEPER/BRUSH

Scrubber brush, main - 13" or 330,20 mm; polypropylene 0.5; 5 SR	<b>Model:</b> LAVAPAV 62 BF 65	<b>REF</b> <a href="#">100SG3108</a>
--	--------------------------------	--------------------------------------



### VACUUM MOTOR

Motor, vacuum - 24 VDC; 500 W	<b>Model:</b> LAVAPAV 62 BF 65	<b>REF</b> <a href="#">100SG3102</a>
-------------------------------	--------------------------------	--------------------------------------



USED FOR  
**HAKO**

used for: **HAKO** series: **CITYMASTER 1200**

used for: **HAKO** series: **CITYMASTER 1200**




## FILTER

Filter element, dust filter - sp 6300.30; from sn 00001	<b>Model:</b> CITYMASTER 1200	<b>REF</b> <a href="#">100SG2086</a>
---	-------------------------------	--------------------------------------



## SQUEEGEE

Blade, squeegee inner - polyurethane	<b>Model:</b> CITYMASTER 1200	<b>REF</b> <a href="#">100SG2089</a>
Blade, squeegee outer - rubber	<b>Model:</b> CITYMASTER 1200	<b>REF</b> <a href="#">100SG2088</a>
Blade, squeegee outer - polyurethane	<b>Model:</b> CITYMASTER 1200	<b>REF</b> <a href="#">100SG2087</a>



## SWEEPER/BRUSH

Sweeper brush, curb - 13" or 330,20 mm; polypropylene; 3 SR; date: from 09/01/2002	<b>Model:</b> CITYMASTER 1200	<b>REF</b> <a href="#">100SG2137</a>
Sweeper brush, main - 32" or 812,80 mm; polypropylene; 14 DR	<b>Model:</b> CITYMASTER 1200	<b>REF</b> <a href="#">100SG2135</a>

used for: **HAKO** series: **CITYMASTER 2000**



## FILTER

Waterfilter	<b>Model:</b> CITYMASTER 2000	<b>REF</b> <a href="#">101SG6005</a>
Ventilation filter hydraulic tank	<b>Model:</b> CITYMASTER 2000	<b>REF</b> <a href="#">101SG6007</a>
Pressure filter element (drive)	<b>Model:</b> CITYMASTER 2000	<b>REF</b> <a href="#">101SG6008</a>
Return line filter element	<b>Model:</b> CITYMASTER 2000	<b>REF</b> <a href="#">100SG2124</a>
Air filter ventilation filter vacuum valve	<b>Model:</b> CITYMASTER 2000	<b>REF</b> <a href="#">101SG6009</a>
Air filter insert motor	<b>Model:</b> CITYMASTER 2000	<b>REF</b> <a href="#">101SG6010</a>
Fuel filter motor	<b>Model:</b> CITYMASTER 2000	<b>REF</b> <a href="#">101SG6011</a>
Oil filter cartridge	<b>Model:</b> CITYMASTER 2000	<b>REF</b> <a href="#">100SG2126</a>



## SQUEEGEE

Blade, squeegee inner	<b>Model:</b> CITYMASTER 2000	<b>REF</b> <a href="#">100SG2109</a>
Blade, squeegee - rubber	<b>Model:</b> CITYMASTER 2000	<b>REF</b> <a href="#">100SG2108</a>



## SWEEPER/BRUSH

Sweeper brush; polypropylene 0,8	<b>Model:</b> CITYMASTER 2000	<b>REF</b> <a href="#">101SG6056</a>
Side brush; polypropylene	<b>Model:</b> CITYMASTER 2000	<b>REF</b> <a href="#">101SG6057</a>
Side brush; polypropylene/steel	<b>Model:</b> CITYMASTER 2000	<b>REF</b> <a href="#">101SG6058</a>
Side brush; flatsteel	<b>Model:</b> CITYMASTER 2000	<b>REF</b> <a href="#">100SG2133</a>

used for: **HAKO** series: **CITYMASTER 2000**

used for: **HAKO** series: **HAKOMATIC B1100**

used for: **HAKO** series: **HAKOMATIC B1100**



## FILTER

Filter element, dust filter	<b>Model:</b> HAKOMATIC B1100	<b>REF</b> <a href="#">100SG2017</a>
Filter, solution inline	<b>Model:</b> HAKOMATIC B1100	<b>REF</b> <a href="#">100SG2052</a>



## HOSE

Hose, drain	<b>Model:</b> HAKOMATIC B1100	<b>REF</b> <a href="#">100SG2015</a>
Hose, squeegee	<b>Model:</b> HAKOMATIC B1100	<b>REF</b> <a href="#">100SG2014</a>



## SQUEEGEE

Blade, squeegee inner	<b>Model:</b> HAKOMATIC B1100	<b>REF</b> <a href="#">100SG2020</a>
Blade, squeegee outer	<b>Model:</b> HAKOMATIC B1100	<b>REF</b> <a href="#">100SG2019</a>
Blade, squeegee rear	<b>Model:</b> HAKOMATIC B1100	<b>REF</b> <a href="#">100SG2018</a>
Blade, squeegee side	<b>Model:</b> HAKOMATIC B1100	<b>REF</b> <a href="#">100SG2053</a>



## SWEEPER/BRUSH

Pad assembly, main scrubber brush - 21" or 533,40 mm	<b>Model:</b> HAKOMATIC B1100	<b>REF</b> <a href="#">100SG2132</a>
Scrubber brush, main - 20" or 508,00 mm; polypropylene 0. 8; 8 SR	<b>Model:</b> HAKOMATIC B1100	<b>REF</b> <a href="#">100SG2131</a>
Sweeper brush, curb - 7" or 177,80 mm; nylon; 2 SR	<b>Model:</b> HAKOMATIC B1100	<b>REF</b> <a href="#">100SG2128</a>
Sweeper brush, main - 28" or 711,20 mm; polypropylene; 10DR	<b>Model:</b> HAKOMATIC B1100	<b>REF</b> <a href="#">100SG2054</a>



## VACUUM MOTOR

Motor, vacuum - 36 VDC; 500 W	<b>Model:</b> HAKOMATIC B1100	<b>REF</b> <a href="#">100SG2050</a>
-------------------------------	-------------------------------	--------------------------------------

used for: **HAKO** series: **HAKOMATIC B70**



## HOSE

Hose, vacuum - sp 7061.22; from sn 00001	<b>Model:</b> HAKOMATIC B70	<b>REF</b> <a href="#">100SG2079</a>
--	-----------------------------	--------------------------------------



## MOTOR

Motor, scrub brush - 24 VDC; 30 A; 180 RPM; sp 7061.10; from sn 00001	<b>Model:</b> HAKOMATIC B70	<b>REF</b> <a href="#">100SG2074</a>
---	-----------------------------	--------------------------------------

## SQUEEGEE

Blade, squeegee front - 37" or 939,80 mm; rubber; sp 7061.22; from sn 00001	<b>Model:</b> HAKOMATIC B70	<b>REF</b> <a href="#">100SG2102</a>
Blade, squeegee front - 37" or 939,80 mm; sp 7061.10; from sn 00001	<b>Model:</b> HAKOMATIC B70	<b>REF</b> <a href="#">100SG2076</a>
Blade, squeegee rear - 37" or 939,80 mm; rubber; sp 7061.20; from sn 00001	<b>Model:</b> HAKOMATIC B70	<b>REF</b> <a href="#">100SG2103</a>
Blade, squeegee rear - 37" or 939,80 mm; sp 7061.15; from sn 00001	<b>Model:</b> HAKOMATIC B70	<b>REF</b> <a href="#">100SG2077</a>



## SWEEPER/BRUSH

Scrubber brush, main - 13" or 330,20 mm; polypropylene 0.5; 5 SR; from sn 00001	<b>Model:</b> HAKOMATIC B70	<b>REF</b> <a href="#">101SG3513</a>
---	-----------------------------	--------------------------------------



## VACUUM MOTOR

Motor, vacuum - 24 VDC; sp 7061.10; from sn 00001	<b>Model:</b> HAKOMATIC B70	<b>REF</b> <a href="#">100SG2117</a>
---	-----------------------------	--------------------------------------

used for: **HAKO** series: **HAKOMATIC B70**



used for: **HAKO** series: **HAKOMATIC B750R**

used for: **HAKO** series: **HAKOMATIC B750R**



## FILTER

Filter complete, solution inline	<b>Model:</b> HAKOMATIC B750R	<b>REF</b> <a href="#">100SG2073</a>
----------------------------------	-------------------------------	--------------------------------------



## HOSE

Hose, drain	<b>Model:</b> HAKOMATIC B750R	<b>REF</b> <a href="#">100SG2114</a>
Hose, solution	<b>Model:</b> HAKOMATIC B750R	<b>REF</b> <a href="#">100SG2063</a>
Hose, squeegee	<b>Model:</b> HAKOMATIC B750R	<b>REF</b> <a href="#">100SG2062</a>
Hose, vacuum	<b>Model:</b> HAKOMATIC B750R	<b>REF</b> <a href="#">100SG2027</a>

## SQUEEGEE

Blade, squeegee inner/front; standard	<b>Model:</b> HAKOMATIC B750R	<b>REF</b> <a href="#">100SG2042</a>
Blade, squeegee rear; standard	<b>Model:</b> HAKOMATIC B750R	<b>REF</b> <a href="#">100SG2041</a>



## SWEEPER/BRUSH

Pad assembly, main scrubber brush - 14" or 355,60 mm	<b>Model:</b> HAKOMATIC B750R	<b>REF</b> <a href="#">100SG2139</a>
Scrubber brush, main - 14" or 355,60 mm; polypropylene 0.5; 6 SR	<b>Model:</b> HAKOMATIC B750R	<b>REF</b> <a href="#">100SG2138</a>



## VACUUM MOTOR

Motor, vacuum - 24 VDC; 450 W	<b>Model:</b> HAKOMATIC B750R	<b>REF</b> <a href="#">100SG2035</a>
-------------------------------	-------------------------------	--------------------------------------

used for: **HAKO** series: **HAKOMATIC B910**


## FILTER

Filter element, solution intake filter	<b>Model:</b> HAKOMATIC B910	<b>REF</b> <a href="#">101SG3514</a>
--	------------------------------	--------------------------------------



## HOSE

Hose, drain	<b>Model:</b> HAKOMATIC B910	<b>REF</b> <a href="#">101SG3515</a>
Hose, vacuum	<b>Model:</b> HAKOMATIC B910	<b>REF</b> <a href="#">101SG3516</a>



## MOTOR

Motor, scrub brush - 24 VDC; 36,5 A; 2400 RPM	<b>Model:</b> HAKOMATIC B910	<b>REF</b> <a href="#">100SG2043</a>
---	------------------------------	--------------------------------------

## SQUEEGEE

Blade, squeegee front; red gum	<b>Model:</b> HAKOMATIC B910	<b>REF</b> <a href="#">100SG2072</a>
Blade, squeegee front - 43" or 1092,20 mm; high - from sn 7744.00.7.3643.5; rubber	<b>Model:</b> HAKOMATIC B910	<b>REF</b> <a href="#">100SG2056</a>
Blade, squeegee front - 43" or 1092,20 mm; oil-resistant - from sn 7744.00.7.3643.5; neoprene	<b>Model:</b> HAKOMATIC B910	<b>REF</b> <a href="#">100SG2024</a>
Blade, squeegee front - 43" or 1092,20 mm - from sn 7744.00.7.3643.5; rubber	<b>Model:</b> HAKOMATIC B910	<b>REF</b> <a href="#">100SG2068</a>
Blade, squeegee front - 43" or 1092,20 mm; from sn 7744.00.7.3644.5; date: from 31/03/2012	<b>Model:</b> HAKOMATIC B910	<b>REF</b> <a href="#">100SG2084</a>
Blade, squeegee front - 43" or 1092,20 mm - from sn 7744.00.7.3643.5; red gum	<b>Model:</b> HAKOMATIC B910	<b>REF</b> <a href="#">100SG2071</a>
Blade, squeegee front - 43" or 1092,20 mm; standard; up to sn 7744.00.7.3643.5; rubber	<b>Model:</b> HAKOMATIC B910	<b>REF</b> <a href="#">100SG2040</a>
Blade, squeegee front - high; rubber	<b>Model:</b> HAKOMATIC B910	<b>REF</b> <a href="#">100SG2058</a>
Blade, squeegee front - oil-resistant; rubber	<b>Model:</b> HAKOMATIC B910	<b>REF</b> <a href="#">100SG2021</a>
Blade, squeegee front - polyurethane	<b>Model:</b> HAKOMATIC B910	<b>REF</b> <a href="#">100SG2066</a>
Blade, squeegee inner/front; standard	<b>Model:</b> HAKOMATIC B910	<b>REF</b> <a href="#">100SG2042</a>
Blade, squeegee rear red gum	<b>Model:</b> HAKOMATIC B910	<b>REF</b> <a href="#">100SG2070</a>
Blade, squeegee rear - 43" or 1092,20; high - from sn 7744.00.7.3643.5; rubber	<b>Model:</b> HAKOMATIC B910	<b>REF</b> <a href="#">100SG2057</a>
Blade, squeegee rear - 43" or 1092,20 mm; oil-resistant; up to sn 7744.00.7.3643.5; rubber	<b>Model:</b> HAKOMATIC B910	<b>REF</b> <a href="#">100SG2023</a>
Blade, squeegee rear - 43" or 1092,20 mm - from sn 7744.0.7.3643.5; polyurethane	<b>Model:</b> HAKOMATIC B910	<b>REF</b> <a href="#">100SG2069</a>
Blade, squeegee rear - 43" or 1092,20 mm; from sn 7744.00.7.3644.5; date: from 31/03/2012; polyurethane	<b>Model:</b> HAKOMATIC B910	<b>REF</b> <a href="#">100SG2083</a>
Blade, squeegee rear - 43" or 1092,20 mm - from sn 7744.00.7.3643.5; red gum	<b>Model:</b> HAKOMATIC B910	<b>REF</b> <a href="#">100SG3919</a>
Blade, squeegee rear - 43" or 1092,20 mm; soft - from sn 7744.00.7.3643.5; rubber	<b>Model:</b> HAKOMATIC B910	<b>REF</b> <a href="#">100SG2026</a>
Blade, squeegee rear - 43" or 1092,20 mm; standard; - up to sn 7744.00.7.3643.5; rubber	<b>Model:</b> HAKOMATIC B910	<b>REF</b> <a href="#">100SG2039</a>
Blade, squeegee rear - high; rubber	<b>Model:</b> HAKOMATIC B910	<b>REF</b> <a href="#">100SG2059</a>
Blade, squeegee rear - oil-resistant	<b>Model:</b> HAKOMATIC B910	<b>REF</b> <a href="#">100SG2022</a>
Blade, squeegee rear - polyurethane	<b>Model:</b> HAKOMATIC B910	<b>REF</b> <a href="#">100SG2067</a>
Blade, squeegee rear; standard	<b>Model:</b> HAKOMATIC B910	<b>REF</b> <a href="#">100SG2041</a>
Blade; squeegee side - LH; rubber	<b>Model:</b> HAKOMATIC B910	<b>REF</b> <a href="#">100SG2061</a>
Blade, squeegee side - RH; rubber	<b>Model:</b> HAKOMATIC B910	<b>REF</b> <a href="#">100SG2060</a>



## SWEEPER/BRUSH

Scrubber brush, main - 18" or 457,20 mm; polypropylene 0.5; 8 SR	<b>Model:</b> HAKOMATIC B910	<b>REF</b> <a href="#">101SG3607</a>
--	------------------------------	--------------------------------------



## VACUUM MOTOR

Motor, vacuum - 24 VDC; 450 W	<b>Model:</b> HAKOMATIC B910	<b>REF</b> <a href="#">100SG2127</a>
-------------------------------	------------------------------	--------------------------------------

used for: **HAKO** series: **HAMSTER 500E**

used for: **HAKO** series: **HAMSTER 500E**



### FILTER

Filter element, dust filter – sp 6258.20 - from sn 00001	<b>Model:</b> HAMSTER 500E	<b>REF</b> <a href="#">100SG2098</a>
--	----------------------------	--------------------------------------



### MOTOR

Motor, main broom – 24 VDC, 200 W; sp 6258.20 - from sn 00001	<b>Model:</b> HAMSTER 500E	<b>REF</b> <a href="#">100SG2099</a>
---	----------------------------	--------------------------------------



### SWEEPER/BRUSH

Sweeper brush, curb – 6" or 152,40 mm; polypropylene; 2 SR; sp 6258.20 - from sn 00001	<b>Model:</b> HAMSTER 500E	<b>REF</b> <a href="#">101SG3517</a>
--	----------------------------	--------------------------------------

used for: **HAKO** series: **HAMSTER 800E**



## FILTER

Filter element, dust filter	<b>Model:</b> HAMSTER 800E	<b>REF</b> <a href="#">100SG2051</a>
-----------------------------	----------------------------	--------------------------------------



## SQUEEGEE

Blade, squeegee inner	<b>Model:</b> HAMSTER 800E	<b>REF</b> <a href="#">100SG2105</a>
Blade, squeegee rear	<b>Model:</b> HAMSTER 800E	<b>REF</b> <a href="#">100SG2107</a>
Blade, squeegee side - 11" or 279,40 mm; polyurethane	<b>Model:</b> HAMSTER 800E	<b>REF</b> <a href="#">100SG2106</a>
Blade, squeegee side - 11" or 279,40 mm; rubber; date: from 31/12/1999; rubber	<b>Model:</b> HAMSTER 800E	<b>REF</b> <a href="#">100SG2123</a>
Blade, squeegee side - 11" or 279,40 mm; polyurethane; date: from 31/12/1999; polyurethane	<b>Model:</b> HAMSTER 800E	<b>REF</b> <a href="#">100SG2122</a>



## SWEEPER/BRUSH

Sweeper brush, curb - 7" or 177,80 mm; nylon; 2 SR	<b>Model:</b> HAMSTER 800E	<b>REF</b> <a href="#">100SG2111</a>
Sweeper brush, curb - 7" or 177,80 mm; polypropylene; 2 SR	<b>Model:</b> HAMSTER 800E	<b>REF</b> <a href="#">100SG3125</a>
Sweeper brush, main - 27" or 685,80 mm; nylon; 10sr	<b>Model:</b> HAMSTER 800E	<b>REF</b> <a href="#">100SG2112</a>

used for: **HAKO** series: **HAMSTER 800E**

used for: **HAKO** series: **JONAS 1100**

used for: **HAKO** series: **JONAS 1100**



## FILTER

Filter element, dust filter - jacket	<b>Model:</b> JONAS 1100 D, E, V	<b>REF</b> <a href="#">101SG3520</a>
--------------------------------------	----------------------------------	--------------------------------------



## SWEEPER/BRUSH

Sweeper brush, curb - 10" or 254,00 mm; polypropylene; 2 SR	<b>Model:</b> JONAS 1100 E	<b>REF</b> <a href="#">100SG2118</a>
Sweeper brush, main - 34" or 863,60 mm; natural fiber; 6 DR	<b>Model:</b> JONAS 1100 D, E, V	<b>REF</b> <a href="#">100SG2120</a>
Sweeper brush, main - 34" or 863,60 mm; natural fiber-iron wire; 6 DR	<b>Model:</b> JONAS 1100 D, E, V	<b>REF</b> <a href="#">100SG2119</a>
Sweeper brush, main - 34" or 863,60 mm; polypropylene; 6 DR	<b>Model:</b> JONAS 1100 D, E, V	<b>REF</b> <a href="#">100SG2121</a>

used for: **HAKO** series: **JONAS 1200**



## FILTER

Filter element, dust filter - sp 6300.30; from sn 00001	<b>Model:</b> JONAS 1200 B, D, V	<b>REF</b> <a href="#">100SG2086</a>
Filter element, dust filter – special; plate type; sp 6300.30 - from sn 00001	<b>Model:</b> JONAS 1200 B, D, V	<b>REF</b> <a href="#">100SG2085</a>



## MOTOR

Belt, main brush drive system	<b>Model:</b> JONAS 1200 B, D, V	<b>REF</b> <a href="#">101SG5974</a>
Brushes drive motor	<b>Model:</b> JONAS 1200 B	<b>REF</b> <a href="#">101SG5975</a>
Drive motor, assembly	<b>Model:</b> JONAS 1200 B	<b>REF</b> <a href="#">101SG5976</a>
Motor, side broom – from 02/2008	<b>Model:</b> JONAS 1200 B, D, V	<b>REF</b> <a href="#">101SG5977</a>
Motor, side broom – up to 01/2008	<b>Model:</b> JONAS 1200 B, D, V	<b>REF</b> <a href="#">101SG5978</a>



## SWEEPER/BRUSH

Sweeper brush, main – 32" or 812,80 mm; nylon; 14 DR; sp 6300.30 - from sn 00001	<b>Model:</b> JONAS 1200 B, D, V	<b>REF</b> <a href="#">101SG3521</a>
--	----------------------------------	--------------------------------------

used for: **HAKO** series: **JONAS 1200**

used for: **HAKO** series: **JONAS 1450 V**

used for: **HAKO** series: **JONAS 1450 V**



## FILTER

Filter element, air filter - primary	<b>Model:</b> JONAS 1450 V	<b>REF</b> <a href="#">100SG2045</a>
Filter element, air filter - safety	<b>Model:</b> JONAS 1450 V	<b>REF</b> <a href="#">100SG2044</a>
Filter element, dust filter	<b>Model:</b> JONAS 1450 V	<b>REF</b> <a href="#">100SG2016</a>



## MOTOR

Hydromotor, scrub brush - RH; date: 01/04/1997 - 31/08/2001	<b>Model:</b> JONAS 1450 V	<b>REF</b> <a href="#">100SG2034</a>
Hydromotor, scrub brush - rh; date: from 01/09/2002	<b>Model:</b> JONAS 1450 V	<b>REF</b> <a href="#">100SG2055</a>



## SWEEPER/BRUSH

Sweeper brush, curb - 13" or 330,20 mm; polypropylene; 3 SR; date: from 09/01/2002	<b>Model:</b> JONAS 1450 V	<b>REF</b> <a href="#">100SG2137</a>
--	----------------------------	--------------------------------------



used for: **HAKO** series: **JONAS 1700 D**



## FILTER

Filter element, dust filter	<b>Model:</b> JONAS 1700 D	<b>REF</b> <a href="#">100SG2038</a>
-----------------------------	----------------------------	--------------------------------------



## SQUEEGEE

Blade, squeegee outer	<b>Model:</b> JONAS 1700 D	<b>REF</b> <a href="#">100SG2029</a>
Blade, squeegee rear	<b>Model:</b> JONAS 1700 D	<b>REF</b> <a href="#">100SG2028</a>
Blade, squeegee side	<b>Model:</b> JONAS 1700 D	<b>REF</b> <a href="#">100SG2030</a>




## SWEEPER/BRUSH

Sweeper brush, curb - 8" or 203,20 mm; polypropylene; 3 SR	<b>Model:</b> JONAS 1700 D	<b>REF</b> <a href="#">100SG2129</a>
Sweeper brush, main - 49" or 1244,60 mm; polypropylene; 6 TR	<b>Model:</b> JONAS 1700 D	<b>REF</b> <a href="#">100SG2130</a>

used for: **HAKO** series: **JONAS 1700 D**

used for: HAKO series: JONAS 1900 D

used for: **HAKO** series: **JONAS 1900 D**



## FILTER

Filter assembly, fuel – sp 6330.20 - from sn 00001	<b>Model:</b> JONAS 1900 D	<b>REF</b> <a href="#">100SG3128</a>
Filter element, dust filter – sp 6330.20 - from sn 00001	<b>Model:</b> JONAS 1900 D	<b>REF</b> <a href="#">100SG2115</a>
Filter element, inner air filter – sp 6330.20 - from sn 00001	<b>Model:</b> JONAS 1900 D	<b>REF</b> <a href="#">100SG3127</a>
Filter element, outer air filter – sp 6330.20 - from sn 00001	<b>Model:</b> JONAS 1900 D	<b>REF</b> <a href="#">100SG3126</a>



## MOTOR

Motor, main broom – hydraulic; sp 6330.20 - from sn 00001	<b>Model:</b> JONAS 1900 D	<b>REF</b> <a href="#">100SG2116</a>
---	----------------------------	--------------------------------------



## SWEEPER/BRUSH

Sweeper brush, main – 48" or 1219,20 mm; nylon; 8 DR; sp 6330.20 - from sn 00001	<b>Model:</b> JONAS 1900 D	<b>REF</b> <a href="#">101SG3522</a>
--	----------------------------	--------------------------------------

used for: **HAKO** series: **JONAS 900 E**



## FILTER

Filter element, dust filter – from sn 00001	<b>Model:</b> JONAS 900 E	<b>REF</b> <a href="#">100SG2092</a>
---	---------------------------	--------------------------------------



## SWEEPER/BRUSH

Sweeper brush, curb - 10" or 254,00 mm; polyester; 2 SR; RH; from sn 00001	<b>Model:</b> JONAS 900 E	<b>REF</b> <a href="#">101SG3518</a>
--	---------------------------	--------------------------------------

used for: **HAKO** series: **JONAS 900 E**

used for: **HAKO** series: **JONAS 950 V**

used for: **HAKO** series: **JONAS 950 V**



## FILTER

Filter element, dust filter	<b>Model:</b> JONAS 950 V	<b>REF</b> <a href="#">100SG2036</a>
-----------------------------	---------------------------	--------------------------------------



## SQUEEGEE

Blade, squeegee inner	<b>Model:</b> JONAS 950 V	<b>REF</b> <a href="#">100SG2032</a>
Blade, squeegee outer	<b>Model:</b> JONAS 950 V	<b>REF</b> <a href="#">100SG2037</a>
Blade, squeegee side	<b>Model:</b> JONAS 950 V	<b>REF</b> <a href="#">100SG2031</a>



## SWEEPER/BRUSH

Sweeper brush, curb - 10" or 254,00 mm; polypropylene; 2 SR	<b>Model:</b> JONAS 950 V	<b>REF</b> <a href="#">100SG2136</a>
Sweeper brush, main - 28" or 711,20 mm; polypropylene; 12 DR	<b>Model:</b> JONAS 950 V	<b>REF</b> <a href="#">100SG2134</a>

used for: **HAKO** series: **JONAS 980**



## FILTER

Filter element, dust filter - from sn 00001	<b>Model:</b> JONAS 980 V	<b>REF</b> <a href="#">100SG2092</a>
---	---------------------------	--------------------------------------



## SWEEPER/BRUSH

Sweeper brush, curb - 10" or 254,00 mm; polyester; 2 SR; RH; from sn 00001	<b>Model:</b> JONAS 980 V, VH	<b>REF</b> <a href="#">101SG3518</a>
Sweeper brush, curb - 10" or 254,00 mm; polypropylene; 2 SR; RH - from sn 00001	<b>Model:</b> JONAS 980 V, VH	<b>REF</b> <a href="#">101SG3519</a>

used for: **HAKO** series: **JONAS 980**

used for: **HAKO** series: **SCRUBMASTER B115R**

used for: **HAKO** series: **SCRUBMASTER B115R**



## FILTER

Filter complete, solution inline	<b>Model:</b> SCRUBMASTER B115R	<b>REF</b> <a href="#">100SG2073</a>
----------------------------------	---------------------------------	--------------------------------------



## HOSE

Hose, drain	<b>Model:</b> SCRUBMASTER B115R	<b>REF</b> <a href="#">100SG2114</a>
Hose, solution	<b>Model:</b> SCRUBMASTER B115R	<b>REF</b> <a href="#">100SG2064</a>
Hose, squeegee	<b>Model:</b> SCRUBMASTER B115R	<b>REF</b> <a href="#">100SG2062</a>
Hose, vacuum	<b>Model:</b> SCRUBMASTER B115R	<b>REF</b> <a href="#">100SG2027</a>



## SQUEEGEE

Blade, squeegee front - 37" or 939,80 mm; sp 7061.10; from sn 00001	<b>Model:</b> SCRUBMASTER B115R	<b>REF</b> <a href="#">100SG2076</a>
Blade, squeegee rear - 37" or 939,80 mm; sp 7061.15; from sn 00001	<b>Model:</b> SCRUBMASTER B115R	<b>REF</b> <a href="#">100SG2077</a>
Blade, squeegee side - rubber	<b>Model:</b> SCRUBMASTER B115R	<b>REF</b> <a href="#">100SG2065</a>



## SWEEPER/BRUSH

Pad assembly, main scrubber brush - 14" or 355,60 mm	<b>Model:</b> SCRUBMASTER B115R	<b>REF</b> <a href="#">100SG2139</a>
Scrubber brush, main - 14" or 355,60 mm; polypropylene 0.5; 6 SR	<b>Model:</b> SCRUBMASTER B115R	<b>REF</b> <a href="#">100SG2138</a>



## VACUUM MOTOR

Motor, vacuum - 24 VDC; 450 W	<b>Model:</b> SCRUBMASTER B115R	<b>REF</b> <a href="#">100SG2035</a>
-------------------------------	---------------------------------	--------------------------------------

used for: **HAKO** series: **SCRUBMASTER B45**



## FILTER

Filter complete, solution inline	<b>Model:</b> SCRUBMASTER B45	<b>REF</b> <a href="#">100SG2097</a>
----------------------------------	-------------------------------	--------------------------------------



## HOSE

Hose, drain	<b>Model:</b> SCRUBMASTER B45	<b>REF</b> <a href="#">100SG2100</a>
Hose, solution	<b>Model:</b> SCRUBMASTER B45	<b>REF</b> <a href="#">100SG2113</a>
Hose, squeegee	<b>Model:</b> SCRUBMASTER B45	<b>REF</b> <a href="#">100SG2096</a>
Hose, vacuum	<b>Model:</b> SCRUBMASTER B45	<b>REF</b> <a href="#">100SG2101</a>

## SQUEEGEE

Blade, squeegee front - 32" or 812,80 mm; polyurethane	<b>Model:</b> SCRUBMASTER B45	<b>REF</b> <a href="#">100SG2095</a>
Blade, squeegee rear - 32" or 812,80 mm; polyurethane	<b>Model:</b> SCRUBMASTER B45	<b>REF</b> <a href="#">100SG2094</a>



## SWEEPER/BRUSH

Pad assembly, main scrubber brush - 17" or 431,80 mm	<b>Model:</b> SCRUBMASTER B45	<b>REF</b> <a href="#">100SG2142</a>
Scrubber brush, main - 17" or 431,80 mm; polypropylene 0.5; 7 SR	<b>Model:</b> SCRUBMASTER B45	<b>REF</b> <a href="#">100SG2143</a>



## VACUUM MOTOR

Motor, vacuum - suction	<b>Model:</b> SCRUBMASTER B45	<b>REF</b> <a href="#">101SG3523</a>
-------------------------	-------------------------------	--------------------------------------

used for: **HAKO** series: **SCRUBMASTER B45**



used for: **HAKO** series: **SCRUBMASTER B90**



### FILTER

Filter, solution inline	<b>Model:</b> SCRUBMASTER B90	<b>REF</b> <a href="#">100SG2081</a>
-------------------------	-------------------------------	--------------------------------------



### HOSE

Hose, drain	<b>Model:</b> SCRUBMASTER B90	<b>REF</b> <a href="#">100SG2080</a>
Hose, solution	<b>Model:</b> SCRUBMASTER B90	<b>REF</b> <a href="#">100SG2093</a>
Hose, vacuum - sp 7061.22; from sn 00001	<b>Model:</b> SCRUBMASTER B90	<b>REF</b> <a href="#">100SG2079</a>
Hose, vacuum	<b>Model:</b> SCRUBMASTER B90	<b>REF</b> <a href="#">100SG2078</a>



### SQUEEGEE

Blade, squeegee front - 43" or 1092,20 mm; from sn 7744.00.7.3644.5; date: from 31/03/2012	<b>Model:</b> SCRUBMASTER B90	<b>REF</b> <a href="#">100SG2084</a>
Blade, squeegee rear - 43" or 1092,20 mm; from sn 7744.00.7.3644.5; date: from 31/03/2012; polyurethane	<b>Model:</b> SCRUBMASTER B90	<b>REF</b> <a href="#">100SG2083</a>



### SWEEPER/BRUSH

Pad assembly, main scrubber brush - 17" or 431,80 mm	<b>Model:</b> SCRUBMASTER B90	<b>REF</b> <a href="#">100SG2141</a>
Scrubber brush, main - 17" or 431,80 mm; polypropylene 0.5; 7 SR	<b>Model:</b> SCRUBMASTER B90	<b>REF</b> <a href="#">100SG2140</a>



### VACUUM MOTOR

Motor, vacuum - 24 VDC	<b>Model:</b> SCRUBMASTER B90	<b>REF</b> <a href="#">100SG2082</a>
------------------------	-------------------------------	--------------------------------------



USED FOR  
**KARCHER**

used for: **KARCHER** series: **BD 100 R**

used for: **KARCHER** series: **BD 100 R**



## HOSE

Hose, vacuum - oil-resistant	<b>Model:</b> BD 100 R	<b>REF</b> <a href="#">100SG2155</a>
Hose, vacuum - suction	<b>Model:</b> BD 100 R	<b>REF</b> <a href="#">100SG2156</a>
Hose, vacuum - vacuum motor	<b>Model:</b> BD 100 R	<b>REF</b> <a href="#">100SG2145</a>



## SQUEEGEE

Blade kit, squeegee – standard; polyurethane; length: 1440 mm	<b>Model:</b> BD 100 R	<b>REF</b> <a href="#">100SG2159</a>
Blade kit, squeegee – anti strip; polyurethane; length: 1210 mm	<b>Model:</b> BD 100 R	<b>REF</b> <a href="#">100SG2158</a>
Blade, squeegee side	<b>Model:</b> BD 100 R	<b>REF</b> <a href="#">100SG2160</a>



## SWEEPER/BRUSH

Scrubber brush main - red - polypropylene; 0,7	<b>Model:</b> BD 100 R	<b>REF</b> <a href="#">101SG3981</a>
Scrubber brush main - black - ABR nylon	<b>Model:</b> BD 100 R	<b>REF</b> <a href="#">101SG3982</a>

used for: **KARCHER** series: **BD 250 R**



## FILTER

Filter element, dust filter - polypropylene; 3 SR	<b>Model:</b> BD 250 R	<b>REF</b> <a href="#">101SG3532</a>
---	------------------------	--------------------------------------



## HOSE

Hose, vacuum - oil-resistant	<b>Model:</b> BD 250 R	<b>REF</b> <a href="#">100SG2155</a>
Hose, vacuum - suction	<b>Model:</b> BD 250 R	<b>REF</b> <a href="#">100SG2156</a>
Hose, vacuum - vacuum motor	<b>Model:</b> BD 250 R	<b>REF</b> <a href="#">100SG2145</a>



## SQUEEGEE

Blade kit, squeegee – standard; polyurethane; length: 1440 mm	<b>Model:</b> BD 250 R	<b>REF</b> <a href="#">100SG2159</a>
Blade kit, squeegee – anti strip; polyurethane; length: 1210 mm	<b>Model:</b> BD 250 R	<b>REF</b> <a href="#">100SG2158</a>
Blade, squeegee side	<b>Model:</b> BD 250 R	<b>REF</b> <a href="#">100SG2160</a>



## SWEEPER/BRUSH

Scrubber brush main - red - polypropylene; 0,7	<b>Model:</b> BD 250 R	<b>REF</b> <a href="#">101SG3981</a>
Scrubber brush main - black - ABR nylon	<b>Model:</b> BD 250 R	<b>REF</b> <a href="#">101SG3982</a>



## VACUUM MOTOR

Motor, vacuum - 36 VDC	<b>Model:</b> BD 250 R	<b>REF</b> <a href="#">100SG2157</a>
------------------------	------------------------	--------------------------------------

used for: **KARCHER** series: **BD 250 R**

used for: **KARCHER** series: **BD 45/40**

used for: **KARCHER** series: **BD 45/40**



## FILTER

Filter element, dust filter	<b>Model:</b> BD 45/40	<b>REF</b> <a href="#">101SG3527</a>
-----------------------------	------------------------	--------------------------------------



## HOSE

Hose, solution	<b>Model:</b> BD 45/40	<b>REF</b> <a href="#">100SG2146</a>
Hose, vacuum - suction	<b>Model:</b> BD 45/40	<b>REF</b> <a href="#">100SG2144</a>
Hose, vacuum - vacuum motor	<b>Model:</b> BD 45/40	<b>REF</b> <a href="#">100SG2145</a>



## SQUEEGEE

Blade kit, squeegee – oil-resistant; polyurethane	<b>Model:</b> BD 45/40	<b>REF</b> <a href="#">100SG2151</a>
Blade kit, squeegee – standard; rubber	<b>Model:</b> BD 45/40	<b>REF</b> <a href="#">100SG2152</a>
Blade kit, squeegee – anti strip; oil-resistant; polyurethane; 890 mm	<b>Model:</b> BD 45/40	<b>REF</b> <a href="#">100SG2150</a>
Squeegee assembly - curved	<b>Model:</b> BD 45/40	<b>REF</b> <a href="#">100SG2147</a>
Squeegee assembly - curved; oil-resistant	<b>Model:</b> BD 45/40	<b>REF</b> <a href="#">100SG2148</a>
Squeegee assembly - straight	<b>Model:</b> BD 45/40	<b>REF</b> <a href="#">100SG2149</a>



## SWEEPER/BRUSH

Scrubber brush, main - 18" or 457,20 mm; natural fiber; 9 SR	<b>Model:</b> BD 45/40	<b>REF</b> <a href="#">101SG3526</a>
Scrubber brush, main - 18" or 457,20 mm; polypropylene; 10SR; white	<b>Model:</b> BD 45/40	<b>REF</b> <a href="#">101SG3525</a>
Scrubber brush, main - 18" or 457,20 mm; Tynex; 8 SR; black	<b>Model:</b> BD 45/40	<b>REF</b> <a href="#">101SG3524</a>



## VACUUM MOTOR

Motor, vacuum - 230 VAC; 60hz	<b>Model:</b> BD 45/40	<b>REF</b> <a href="#">100SG2167</a>
-------------------------------	------------------------	--------------------------------------

used for: **KARCHER** series: **BD 55/40**



## FILTER

Filter element, dust filter	<b>Model:</b> BD 55/40	<b>REF</b> <a href="#">101SG3527</a>
-----------------------------	------------------------	--------------------------------------



## HOSE

Hose, solution	<b>Model:</b> BD 55/40	<b>REF</b> <a href="#">100SG2146</a>
Hose, vacuum - suction	<b>Model:</b> BD 55/40	<b>REF</b> <a href="#">100SG2144</a>
Hose, vacuum - vacuum motor	<b>Model:</b> BD 55/40	<b>REF</b> <a href="#">100SG2145</a>



## MOTOR

230 V 50 HZ; length: 3,6" or 91,5 mm	<b>Model:</b> BD 55/40	<b>REF</b> <a href="#">101SG6012</a>
230 V 50 HZ; length: 0,65" or 16,5 mm	<b>Model:</b> BD 55/40	<b>REF</b> <a href="#">101SG6013</a>
230 V 50 HZ; length: 3,8" or 96,5 mm	<b>Model:</b> BD 55/40	<b>REF</b> <a href="#">101SG6014</a>
24 V; length: 3,6" or 91,5 mm	<b>Model:</b> BD 55/40	<b>REF</b> <a href="#">101SG6015</a>
24 V; length 0,69" or 17,5 mm	<b>Model:</b> BD 55/40	<b>REF</b> <a href="#">101SG6016</a>
24 V; length 3,8" or 96,5 mm	<b>Model:</b> BD 55/40	<b>REF</b> <a href="#">101SG6017</a>
Motor replacement	<b>Model:</b> BD 55/40	<b>REF</b> <a href="#">101SG6018</a>



## SQUEEGEE

Blade kit, squeegee – oil-resistant; polyurethane	<b>Model:</b> BD 55/40	<b>REF</b> <a href="#">100SG2151</a>
Blade kit, squeegee – standard; rubber	<b>Model:</b> BD 55/40	<b>REF</b> <a href="#">100SG2152</a>
Blade kit, squeegee – anti strip; oil-resistant; polyurethane; 890 mm	<b>Model:</b> BD 55/40	<b>REF</b> <a href="#">100SG2150</a>



## SWEEPER/BRUSH

Sweeper brush, main - black	<b>Model:</b> BD 55/40	<b>REF</b> <a href="#">101SG3529</a>
Sweeper brush, main - nature	<b>Model:</b> BD 55/40	<b>REF</b> <a href="#">101SG3530</a>
Sweeper brush, main - white	<b>Model:</b> BD 55/40	<b>REF</b> <a href="#">101SG3528</a>



## VACUUM MOTOR

Motor, vacuum - 420 W	<b>Model:</b> BD 55/40	<b>REF</b> <a href="#">101SG3531</a>
-----------------------	------------------------	--------------------------------------

used for: **KARCHER** series: **BR 100 R**

used for: **KARCHER** series: **BR 100 R**



## HOSE

Hose, vacuum - oil-resistant	<b>Model:</b> BR 100 R	<b>REF</b> <a href="#">100SG2155</a>
Hose, vacuum - suction	<b>Model:</b> BR 100 R	<b>REF</b> <a href="#">100SG2156</a>
Hose, vacuum - vacuum motor	<b>Model:</b> BR 100 R	<b>REF</b> <a href="#">100SG2145</a>



## SQUEEGEE

Blade kit, squeegee – anti strip; polyurethane; length: 1210 mm	<b>Model:</b> BR 100 R	<b>REF</b> <a href="#">100SG2158</a>
---	------------------------	--------------------------------------



## VACUUM MOTOR

Motor, vacuum - 36 VDC	<b>Model:</b> BR 100 R	<b>REF</b> <a href="#">100SG2157</a>
------------------------	------------------------	--------------------------------------



used for: **KARCHER** series: **BR 120 R**



## FILTER

Filter element, dust filter - polypropylene; 3 SR	<b>Model:</b> BR 120 R	<b>REF</b> <a href="#">101SG3532</a>
---	------------------------	--------------------------------------



## HOSE

Hose, vacuum - oil-resistant	<b>Model:</b> BR 120 R	<b>REF</b> <a href="#">100SG2155</a>
Hose, vacuum - suction	<b>Model:</b> BR 120 R	<b>REF</b> <a href="#">100SG2156</a>
Hose, vacuum - vacuum motor	<b>Model:</b> BR 120 R	<b>REF</b> <a href="#">100SG2145</a>



## SQUEEGEE

Blade kit, squeegee – standard; polyurethane; length: 1440 mm	<b>Model:</b> BR 120 R	<b>REF</b> <a href="#">100SG2159</a>
Blade kit, squeegee – anti strip; polyurethane; length: 1210 mm	<b>Model:</b> BR 120 R	<b>REF</b> <a href="#">100SG2158</a>
Squeegee assembly - curved	<b>Model:</b> BR 120 R	<b>REF</b> <a href="#">100SG2161</a>
Squeegee assembly - straight	<b>Model:</b> BR 120 R	<b>REF</b> <a href="#">100SG2162</a>



## SWEEPER/BRUSH

Sweeper brush, curb - 8" or 203,20 mm; polypropylene; 3 SR	<b>Model:</b> BR 120 R	<b>REF</b> <a href="#">100SG2154</a>
Sweeper brush, main - 28" or 711,20 mm; polypropylene; 6 DR	<b>Model:</b> BR 120 R	<b>REF</b> <a href="#">100SG2153</a>



## VACUUM MOTOR

Motor, vacuum - 36 VDC	<b>Model:</b> BR 120 R	<b>REF</b> <a href="#">100SG2157</a>
------------------------	------------------------	--------------------------------------

used for: **KARCHER** series: **BR 120 R**

used for: **KARCHER** series: **BR 250 R**

used for: **KARCHER** series: **BR 250 R**



## HOSE

Hose, vacuum - oil-resistant	<b>Model:</b> BR 250 R	<b>REF</b> <a href="#">100SG2155</a>
Hose, vacuum - suction	<b>Model:</b> BR 250 R	<b>REF</b> <a href="#">100SG2156</a>
Hose, vacuum - vacuum motor	<b>Model:</b> BR 250 R	<b>REF</b> <a href="#">100SG2145</a>



## SQUEEGEE

Blade kit, squeegee – standard; polyurethane; length: 1440 mm	<b>Model:</b> BR 250 R	<b>REF</b> <a href="#">100SG2159</a>
Blade kit, squeegee – anti strip; polyurethane; length: 1210 mm	<b>Model:</b> BR 250 R	<b>REF</b> <a href="#">100SG2158</a>



## SWEEPER/BRUSH

Sweeper brush, curb - 8" or 203,20 mm; polypropylene; 3 SR	<b>Model:</b> BR 250 R	<b>REF</b> <a href="#">100SG2154</a>
Sweeper brush, main - 28" or 711,20 mm; polypropylene; 6 DR	<b>Model:</b> BR 250 R	<b>REF</b> <a href="#">100SG2153</a>



## VACUUM MOTOR

Motor, vacuum - 36 VDC	<b>Model:</b> BR 250 R	<b>REF</b> <a href="#">100SG2157</a>
------------------------	------------------------	--------------------------------------

used for: **KARCHER** series: **BR 45/40**



## FILTER

Filter element, dust filter	<b>Model:</b> BR 45/40	<b>REF</b> <a href="#">101SG3527</a>
-----------------------------	------------------------	--------------------------------------



## HOSE

Hose, vacuum - suction	<b>Model:</b> BR 45/40	<b>REF</b> <a href="#">100SG2144</a>
Hose, vacuum - vacuum motor	<b>Model:</b> BR 45/40	<b>REF</b> <a href="#">100SG2145</a>



## SQUEEGEE

Blade kit, squeegee – oil-resistant; polyurethane	<b>Model:</b> BR 45/40	<b>REF</b> <a href="#">100SG2151</a>
Blade kit, squeegee – standard; rubber	<b>Model:</b> BR 45/40	<b>REF</b> <a href="#">100SG2152</a>
Blade kit, squeegee – anti strip; oil-resistant; polyurethane; 890 mm	<b>Model:</b> BR 45/40	<b>REF</b> <a href="#">100SG2150</a>



## SWEEPER/BRUSH

Scrubber brush, main - 18" or 457,20 mm; polypropylene; 20sr; red; standard; cylindrical	<b>Model:</b> BR 45/40	<b>REF</b> <a href="#">101SG3535</a>
Scrubber brush, main - black	<b>Model:</b> BR 45/40	<b>REF</b> <a href="#">101SG3533</a>
Scrubber brush, main - white	<b>Model:</b> BR 45/40	<b>REF</b> <a href="#">101SG3534</a>



## VACUUM MOTOR

Motor, vacuum - 420 W	<b>Model:</b> BR 45/40	<b>REF</b> <a href="#">101SG3531</a>
-----------------------	------------------------	--------------------------------------

used for: **KARCHER** series: **BR 45/40**

used for: **KARCHER** series: **BR 55/40**



## FILTER

Filter element, dust filter	<b>Model:</b> BR 55/40	<b>REF</b> <a href="#">101SG3527</a>
-----------------------------	------------------------	--------------------------------------



## HOSE

Hose, vacuum - suction	<b>Model:</b> BR 55/40	<b>REF</b> <a href="#">100SG2144</a>
Hose, vacuum - vacuum motor	<b>Model:</b> BR 55/40	<b>REF</b> <a href="#">100SG2145</a>



## SQUEEGEE

Blade kit, squeegee – oil-resistant; polyurethane	<b>Model:</b> BR 55/40	<b>REF</b> <a href="#">100SG2151</a>
Blade kit, squeegee – standard; rubber	<b>Model:</b> BR 55/40	<b>REF</b> <a href="#">100SG2152</a>
Blade kit, squeegee – anti strip; oil-resistant; polyurethane; 890 mm	<b>Model:</b> BR 55/40	<b>REF</b> <a href="#">100SG2150</a>
Squeegee assembly - curved	<b>Model:</b> BR 55/40	<b>REF</b> <a href="#">100SG2147</a>
Squeegee assembly - curved; oil-resistant	<b>Model:</b> BR 55/40	<b>REF</b> <a href="#">100SG2148</a>
Squeegee assembly - straight	<b>Model:</b> BR 55/40	<b>REF</b> <a href="#">100SG2149</a>



## SWEEPER/BRUSH

Scrubber brush, main – 18" or 457,20 mm; nylon; 20SR; orange; cylindrical	<b>Model:</b> BR 55/40	<b>REF</b> <a href="#">101SG3536</a>
Scrubber brush, main – 18" or 457,20 mm; Tynex; 20SR; black; cylindrical	<b>Model:</b> BR 55/40	<b>REF</b> <a href="#">101SG3538</a>
Scrubber brush, main – 22" or 558,80 mm; polypropylene; 20SR; red; standard; cylindrical	<b>Model:</b> BR 55/40	<b>REF</b> <a href="#">101SG3540</a>
Scrubber brush, main - green; cylindrical	<b>Model:</b> BR 55/40	<b>REF</b> <a href="#">101SG3539</a>
Scrubber brush, main - white; cylindrical	<b>Model:</b> BR 55/40	<b>REF</b> <a href="#">101SG3537</a>



## VACUUM MOTOR

Motor, vacuum - 420 W	<b>Model:</b> BR 55/40	<b>REF</b> <a href="#">101SG3531</a>
-----------------------	------------------------	--------------------------------------

used for: **KARCHER** series: **KMR 1700**

used for: **KARCHER** series: **KMR 1700**



## FILTER

Filter element, dust filter	<b>Model:</b> KMR 1700 B, D, LPG	<b>REF</b> <a href="#">101SG3541</a>
-----------------------------	----------------------------------	--------------------------------------



## MOTOR

Gear motor complete sweep tank	<b>Model:</b> KMR 1700 B, D, LPG	<b>REF</b> <a href="#">101SG5984</a>
Hydraulic motor reserving rolling mill	<b>Model:</b> KMR 1700 B, D, LPG	<b>REF</b> <a href="#">101SG6019</a>
Hydraulic motor side broom	<b>Model:</b> KMR 1700 B, D, LPG	<b>REF</b> <a href="#">101SG6020</a>
Hydraulic motor blower	<b>Model:</b> KMR 1700 B, D, LPG	<b>REF</b> <a href="#">101SG6021</a>
Hydraulic motor rear wheel	<b>Model:</b> KMR 1700 B, D, LPG	<b>REF</b> <a href="#">101SG6022</a>



## SQUEEGEE

Squeegee	<b>Model:</b> KMR 1700	<b>REF</b> <a href="#">101SG5985</a>
Squeegee; front	<b>Model:</b> KMR 1700	<b>REF</b> <a href="#">101SG5986</a>
Squeegee; rear; inner	<b>Model:</b> KMR 1700	<b>REF</b> <a href="#">101SG5987</a>
Squeegee; rear; outer	<b>Model:</b> KMR 1700	<b>REF</b> <a href="#">101SG5988</a>
Squeegee; side; gasket	<b>Model:</b> KMR 1700	<b>REF</b> <a href="#">101SG5989</a>
Squeegee; side; LH	<b>Model:</b> KMR 1700	<b>REF</b> <a href="#">101SG5990</a>
Squeegee; side; RH	<b>Model:</b> KMR 1700	<b>REF</b> <a href="#">101SG5991</a>



## SWEEPER/BRUSH

Sweeper brush, curb - 11" or 279,40 mm; polypropylene; 3 SR	<b>Model:</b> KMR 1700 B, D, LPG	<b>REF</b> <a href="#">100SG2163</a>
Sweeper brush, main - 42" or 1066,80 mm; polypropylene; 6 TR; mill profi	<b>Model:</b> KMR 1700 B, D, LPG	<b>REF</b> <a href="#">100SG2165</a>
Sweeper brush, main - 42" or 1066,80 mm; polypropylene; 6 TR; mill soft	<b>Model:</b> KMR 1700 B, D, LPG	<b>REF</b> <a href="#">100SG2166</a>
Sweeper brush, main - 42" or 1066,80 mm; polypropylene-iron wire; 6 TR; mill hard	<b>Model:</b> KMR 1700 B, D, LPG	<b>REF</b> <a href="#">100SG2164</a>

used for: **KARCHER** series: **KSM 750**

used for: **KARCHER** series: **KSM 750**



### FILTER

Filter element, dust filter	<b>Model:</b> KSM 750	<b>REF</b> <a href="#">100SG2168</a>
-----------------------------	-----------------------	--------------------------------------



### MOTOR

Motor	<b>Model:</b> KSM 750	<b>REF</b> <a href="#">101SG6024</a>
-------	-----------------------	--------------------------------------



### SWEEPER/BRUSH

Sweeper brush, curb - polypropylene	<b>Model:</b> KSM 750	<b>REF</b> <a href="#">100SG2170</a>
Sweeper brush, main - 21" or 533,40 mm; polypropylene; 8 SR	<b>Model:</b> KSM 750	<b>REF</b> <a href="#">100SG2169</a>



USED FOR  
**NILFISK**



used for: **NILFISK** series: **BA 410**



## FILTER

Element, solution drain filter	<b>Model:</b> BA 410	<b>REF</b> <a href="#">100SG3186</a>
Filter element, solution intake filter	<b>Model:</b> BA 410	<b>REF</b> <a href="#">100SG2385</a>
Filter complete, solution inline - complete kit	<b>Model:</b> BA 410	<b>REF</b> <a href="#">100SG2369</a>



## HOSE

Hose, drain	<b>Model:</b> BA 410	<b>REF</b> <a href="#">100SG3215</a>
Hose, squeegee	<b>Model:</b> BA 410	<b>REF</b> <a href="#">100SG3198</a>
Hose, vacuum	<b>Model:</b> BA 410	<b>REF</b> <a href="#">100SG3199</a>



## SQUEEGEE

Blade, squeegee rear - 28" or 711,20 mm; polyurethane	<b>Model:</b> BA 410	<b>REF</b> <a href="#">100SG2371</a>
---	----------------------	--------------------------------------



## SWEEPER/BRUSH

Scrubber brush, curb, main - 15" or 381,00 mm; polypropylene; 7 SR	<b>Model:</b> BA 410	<b>REF</b> <a href="#">100SG2388</a>
Scrubber brush, main - 15" or 381,00 mm; prolite; 7 SR	<b>Model:</b> BA 410	<b>REF</b> <a href="#">100SG3202</a>
Scrubber brush, main - 15" or 381,00 mm; Tynex; mid grit 180; 7 SR	<b>Model:</b> BA 410	<b>REF</b> <a href="#">100SG3201</a>
Scrubber brush, main - 15" or 381,00 mm; Tynex; midlite grit 240; 7 SR	<b>Model:</b> BA 410	<b>REF</b> <a href="#">100SG3200</a>
Scrubber brush, main - 15" or 381,00 mm; Union mix; 7 SR	<b>Model:</b> BA 410	<b>REF</b> <a href="#">100SG3203</a>



## VACUUM MOTOR

Motor, vacuum - 24 VDC; 300 W	<b>Model:</b> BA 410	<b>REF</b> <a href="#">100SG3918</a>
-------------------------------	----------------------	--------------------------------------

used for: **NILFISK** series: **BA 450**



## FILTER

Filter element, solution intake filter	<b>Model:</b> BA 450	REF <a href="#">100SG2385</a>
Filter, solution inline	<b>Model:</b> BA 450	REF <a href="#">100SG3187</a>



## HOSE

Hose, drain	<b>Model:</b> BA 450	REF <a href="#">100SG2387</a>
Hose, solution	<b>Model:</b> BA 450	REF <a href="#">100SG2383</a>
Hose, solution – length: 3,93” or 100,00 mm	<b>Model:</b> BA 450	REF <a href="#">100SG3183</a>
Hose, solution – length: 10,62” or 270,00 mm	<b>Model:</b> BA 450	REF <a href="#">100SG2382</a>
Hose, solution – length: 17,32” or 440,00 mm	<b>Model:</b> BA 450	REF <a href="#">100SG3184</a>
Hose, solution – length: 18,11” or 460,00 mm	<b>Model:</b> BA 450	REF <a href="#">100SG3185</a>
Hose, vacuum	<b>Model:</b> BA 450	REF <a href="#">100SG2386</a>



## SQUEEGEE

Blade, squeegee front	<b>Model:</b> BA 450	REF <a href="#">100SG2378</a>
Blade, squeegee rear	<b>Model:</b> BA 450	REF <a href="#">100SG2379</a>



## SWEEPER/BRUSH

Scrubber brush, main - 16” or 406,40 mm; polypropylene 0.4; 7 SR	<b>Model:</b> BA 450	REF <a href="#">101SG3542</a>
Scrubber brush, main - 16” or 406,40 mm; polypropylene 0.7; 8 SR	<b>Model:</b> BA 450	REF <a href="#">101SG3543</a>



## VACUUM MOTOR

Motor, vacuum - 24 VDC	<b>Model:</b> BA 450	REF <a href="#">100SG2384</a>
------------------------	----------------------	-------------------------------

used for: **NILFISK** series: **BA 450**

used for: **NILFISK** series: **BA 451**

used for: **NILFISK** series: **BA 451**



## FILTER

Filter complete, solution inline - complete kit	<b>Model:</b> BA 451, 451 D	<b>REF</b> <a href="#">100SG2369</a>
---	-----------------------------	--------------------------------------



## HOSE

Hose, drain	<b>Model:</b> BA 451, 451 D	<b>REF</b> <a href="#">100SG3211</a>
Hose, solution - optional	<b>Model:</b> BA 451, 451 D	<b>REF</b> <a href="#">100SG2370</a>
Hose, squeegee	<b>Model:</b> BA 451, 451 D	<b>REF</b> <a href="#">100SG3213</a>



## SQUEEGEE

Blade kit, squeegee rear - 29" or 736,60 mm; non marking	<b>Model:</b> BA 451, 451 D	<b>REF</b> <a href="#">100SG3214</a>
Blade kit, squeegee rear - 29" or 736,60 mm; polyurethane	<b>Model:</b> BA 451, 451 D	<b>REF</b> <a href="#">100SG3204</a>



## SWEEPER/BRUSH

Scrubber brush, main - 16" or 406,40 mm; mid grit 240; 8 SR	<b>Model:</b> BA 451, 451 D	<b>REF</b> <a href="#">100SG2393</a>
Scrubber brush, main - 16" or 406,40 mm; prolene 17.5; 8 SR	<b>Model:</b> BA 451, 451 D	<b>REF</b> <a href="#">100SG2389</a>
Scrubber brush, main - 16" or 406,40 mm; Tynex; midlite grit	<b>Model:</b> BA 451, 451 D	<b>REF</b> <a href="#">100SG2392</a>
Scrubber brush, main - 16" or 406,40 mm; Union mix; 7 SR	<b>Model:</b> BA 451, 451 D	<b>REF</b> <a href="#">100SG2391</a>
Scrubber brush, main - 19" or 482,60 mm; natural fiber; midlite grit 180; 9 SR	<b>Model:</b> BA 451, 451 D	<b>REF</b> <a href="#">100SG2397</a>
Scrubber brush, main - 19" or 482,60 mm; natural fibre; aglite grit 500; 9 SR	<b>Model:</b> BA 451, 451 D	<b>REF</b> <a href="#">100SG2401</a>
Scrubber brush, main - 19" or 482,60 mm; prolene; 8 SR	<b>Model:</b> BA 451, 451 D	<b>REF</b> <a href="#">100SG2394</a>
Scrubber brush, main - 19" or 482,60 mm; prolene; 9 SR	<b>Model:</b> BA 451, 451 D	<b>REF</b> <a href="#">100SG2395</a>
Scrubber brush, main - 19" or 482,60 mm; Tynex; dyna grit 80; 8 SR	<b>Model:</b> BA 451, 451 D	<b>REF</b> <a href="#">100SG2400</a>
Scrubber brush, main - 19" or 482,60 mm; Tynex; mid grit 240; 8 SR	<b>Model:</b> BA 451, 451 D	<b>REF</b> <a href="#">100SG2398</a>
Scrubber brush, main - 19" or 482,60 mm; Union mix; 9 SR	<b>Model:</b> BA 451, 451 D	<b>REF</b> <a href="#">100SG2396</a>
Scrubber brush, main - 20" or 508,00 mm; Tynex; magna grit 46; 8 SR	<b>Model:</b> BA 451, 451 D	<b>REF</b> <a href="#">100SG2399</a>



## VACUUM MOTOR

Motor, vacuum - 24 VDC; 330 W	<b>Model:</b> BA 451, 451 D	<b>REF</b> <a href="#">100SG3212</a>
-------------------------------	-----------------------------	--------------------------------------

used for: **NILFISK** series: **BA 530**



## FILTER

Filter element, solution intake filter	<b>Model:</b> BA 530, 530 INOX	<b>REF</b> <a href="#">100SG2385</a>
Filter, solution inline	<b>Model:</b> BA 530, 530 INOX	<b>REF</b> <a href="#">100SG3187</a>



## HOSE

Hose, drain	<b>Model:</b> BA 530, 530 INOX	<b>REF</b> <a href="#">100SG2387</a>
Hose, solution	<b>Model:</b> BA 530, 530 INOX	<b>REF</b> <a href="#">100SG2383</a>
Hose, solution - length: 100,00 mm	<b>Model:</b> BA 530, 530 INOX	<b>REF</b> <a href="#">100SG3183</a>
Hose, solution - length: 270,00 mm	<b>Model:</b> BA 530, 530 INOX	<b>REF</b> <a href="#">100SG2382</a>
Hose, solution - length: 440,00 mm	<b>Model:</b> BA 530, 530 INOX	<b>REF</b> <a href="#">100SG3184</a>
Hose, solution - length: 460,00 mm	<b>Model:</b> BA 530, 530 INOX	<b>REF</b> <a href="#">100SG3185</a>
Hose, vacuum	<b>Model:</b> BA 530, 530 INOX	<b>REF</b> <a href="#">100SG2386</a>



## SQUEEGEE

Blade, squeegee front	<b>Model:</b> BA 530, 530 INOX	<b>REF</b> <a href="#">100SG2378</a>
Blade, squeegee rear	<b>Model:</b> BA 530, 530 INOX	<b>REF</b> <a href="#">100SG2379</a>



## SWEEPER/BRUSH

Scrubber brush, main - 19" or 482,60 mm; polypropylene 0.4; 9 SR	<b>Model:</b> BA 530	<b>REF</b> <a href="#">101SG3544</a>
Scrubber brush, main - 19" or 482,60 mm; polypropylene 0.7; 8 SR	<b>Model:</b> BA 530	<b>REF</b> <a href="#">101SG3545</a>



## VACUUM MOTOR

Motor, vacuum - 24 VDC	<b>Model:</b> BA 530, 530 INOX	<b>REF</b> <a href="#">100SG2384</a>
------------------------	--------------------------------	--------------------------------------

used for: **NILFISK** series: **BA 531**

used for: **NILFISK** series: **BA 531**



## FILTER

Filter complete, solution inline - complete kit	<b>Model:</b> BA 531, 531 D	<b>REF</b> <a href="#">100SG2369</a>
---	-----------------------------	--------------------------------------



## HOSE

Hose, drain	<b>Model:</b> BA 531, 531 D	<b>REF</b> <a href="#">100SG3211</a>
Hose, solution - optional	<b>Model:</b> BA 531, 531 D	<b>REF</b> <a href="#">100SG2370</a>
Hose, squeegee	<b>Model:</b> BA 531, 531 D	<b>REF</b> <a href="#">100SG3213</a>



## SQUEEGEE

Blade kit, squeegee rear - 29" or 736,60 mm; non marking	<b>Model:</b> BA 531, 531 D	<b>REF</b> <a href="#">100SG3214</a>
Blade kit, squeegee rear - 29" or 736,60 mm; polyurethane	<b>Model:</b> BA 531, 531 D	<b>REF</b> <a href="#">100SG3204</a>



## SWEEPER/BRUSH

Scrubber brush, main - 16" or 406,40 mm; mid grit 240; 8 SR	<b>Model:</b> BA 531, 531 D	<b>REF</b> <a href="#">100SG2393</a>
Scrubber brush, main - 16" or 406,40 mm; prolene 17.5; 8 SR	<b>Model:</b> BA 531, 531 D	<b>REF</b> <a href="#">100SG2389</a>
Scrubber brush, main - 16" or 406,40 mm; Tynex; midlite grit	<b>Model:</b> BA 531, 531 D	<b>REF</b> <a href="#">100SG2392</a>
Scrubber brush, main - 16" or 406,40 mm; Union mix; 7 SR	<b>Model:</b> BA 531, 531 D	<b>REF</b> <a href="#">100SG2391</a>
Scrubber brush, main - 19" or 482,60 mm; natural fibre; aglite grit 500; 9 SR	<b>Model:</b> BA 531, 531 D	<b>REF</b> <a href="#">100SG2401</a>
Scrubber brush, main - 19" or 482,60 mm; natural fiber; midlite grit 180; 9 SR	<b>Model:</b> BA 531, 531 D	<b>REF</b> <a href="#">100SG2397</a>
Scrubber brush, main - 19" or 482,60 mm; prolene; 8 SR	<b>Model:</b> BA 531, 531 D	<b>REF</b> <a href="#">100SG2394</a>
Scrubber brush, main - 19" or 482,60 mm; prolene; 9 SR	<b>Model:</b> BA 531, 531 D	<b>REF</b> <a href="#">100SG2395</a>
Scrubber brush, main - 19" or 482,60 mm; Tynex; dyna grit 80; 8 SR	<b>Model:</b> BA 531, 531 D	<b>REF</b> <a href="#">100SG2400</a>
Scrubber brush, main - 19" or 482,60 mm; Tynex; mid grit 240; 8 SR	<b>Model:</b> BA 531, 531 D	<b>REF</b> <a href="#">100SG2398</a>
Scrubber brush, main - 19" or 482,60 mm; Union mix; 9 SR	<b>Model:</b> BA 531, 531 D	<b>REF</b> <a href="#">100SG2396</a>
Scrubber brush, main - 20" or 508,00 mm; Tynex; magna grit 46; 8 SR	<b>Model:</b> BA 531, 531 D	<b>REF</b> <a href="#">100SG2399</a>



## VACUUM MOTOR

Motor, vacuum - 24 VDC; 330 W	<b>Model:</b> BA 531, 531 D	<b>REF</b> <a href="#">100SG3212</a>
-------------------------------	-----------------------------	--------------------------------------

used for: **NILFISK** series: **BA 610**



## FILTER

Filter element, solution intake filter	<b>Model:</b> BA 610	REF <a href="#">100SG2385</a>
Filter, solution inline	<b>Model:</b> BA 610	REF <a href="#">100SG3187</a>



## HOSE

Hose, drain	<b>Model:</b> BA 610	REF <a href="#">100SG2387</a>
Hose, solution	<b>Model:</b> BA 610	REF <a href="#">100SG2383</a>
Hose, solution - length: 100,00 mm	<b>Model:</b> BA 610	REF <a href="#">100SG3183</a>
Hose, solution - length: 270,00 mm	<b>Model:</b> BA 610	REF <a href="#">100SG2382</a>
Hose, solution - length: 440,00 mm	<b>Model:</b> BA 610	REF <a href="#">100SG3184</a>
Hose, solution - length: 460,00 mm	<b>Model:</b> BA 610	REF <a href="#">100SG3185</a>
Hose, vacuum	<b>Model:</b> BA 610	REF <a href="#">100SG2386</a>



## SQUEEGEE

Blade, squeegee front	<b>Model:</b> BA 610	REF <a href="#">100SG2380</a>
Blade, squeegee rear	<b>Model:</b> BA 610	REF <a href="#">100SG2381</a>



## SWEEPER/BRUSH

Scrubber brush, main - 12" or 304,80 mm; polypropylene 0.5; 4 SR	<b>Model:</b> BA 610	REF <a href="#">101SG3546</a>
Scrubber brush, main - 12" or 304,80 mm; polypropylene 0.7; 4 SR	<b>Model:</b> BA 610	REF <a href="#">101SG3547</a>



## VACUUM MOTOR

Motor, vacuum - 24 VDC	<b>Model:</b> BA 610	REF <a href="#">100SG2384</a>
------------------------	----------------------	-------------------------------

used for: **NILFISK** series: **BA 610**

used for: **NILFISK** series: **BR 1100**


## FILTER

Filter complete, element, dust filter	<b>Model:</b> BR 1100	REF <a href="#">100SG2265</a>
Filter complete, solution inline	<b>Model:</b> BR 1100	REF <a href="#">100SG2251</a>



## HOSE

Hose, drain - BA 700	<b>Model:</b> BR 1100	REF <a href="#">100SG2247</a>
Hose, solution	<b>Model:</b> BR 1100	REF <a href="#">100SG2289</a>
Hose, vacuum	<b>Model:</b> BR 1100	REF <a href="#">100SG2248</a>

## SQUEEGEE

Blade - squeegee inner; neoprene	<b>Model:</b> BR 1100	REF <a href="#">100SG2262</a>
Blade, squeegee inner - red gum	<b>Model:</b> BR 1100	REF <a href="#">100SG1615</a>
Blade, squeegee outer - red gum	<b>Model:</b> BR 1100	REF <a href="#">100SG3158</a>

## SWEEPER/BRUSH

Scrubber brush, main - 19" or 482,60 mm; nylon; aglite grit; 8 SR	<b>Model:</b> BR 1100	REF <a href="#">100SG2324</a>
Scrubber brush, main - 19" or 482,60 mm; nylon; mid grit; 8 SR	<b>Model:</b> BR 1100	REF <a href="#">100SG2328</a>
Scrubber brush, main - 19" or 482,60 mm; nylon; midlite grit; 8 SR	<b>Model:</b> BR 1100	REF <a href="#">100SG2329</a>
Scrubber brush, main - 19" or 482,60 mm; polypropylene; 8 SR	<b>Model:</b> BR 1100	REF <a href="#">100SG2321</a>
Scrubber brush, main - 19" or 482,60 mm; prolene; 7 SR	<b>Model:</b> BR 1100	REF <a href="#">100SG2325</a>
Scrubber brush, main - 19" or 482,60 mm; prolite; 8 SR	<b>Model:</b> BR 1100	REF <a href="#">100SG2326</a>
Scrubber brush, main - 19" or 482,60 mm; Tynex; dyna grit; 8 SR	<b>Model:</b> BR 1100	REF <a href="#">100SG2323</a>
Scrubber brush, main - 19" or 482,60 mm; Tynex; magna grit; 8 SR	<b>Model:</b> BR 1100	REF <a href="#">100SG2322</a>
Scrubber brush, main - 19" or 482,60 mm; Union mix; 8 SR	<b>Model:</b> BR 1100	REF <a href="#">100SG2327</a>
Scrubber brush, main - 38" or 965,20 mm; 46 grit; magna grit; cylindrical; Tynex extra coarse	<b>Model:</b> BR 1100	REF <a href="#">100SG2278</a>
Scrubber brush, main - 38" or 965,20 mm; 80 grit; dyna grit; cylindrical; Tynex grover	<b>Model:</b> BR 1100	REF <a href="#">100SG2277</a>
Scrubber brush, main - 38" or 965,20 mm; hard nylon; 12 SR; cylindrical	<b>Model:</b> BR 1100	REF <a href="#">100SG2275</a>
Scrubber brush, main - 38" or 965,20 mm; polypropylene; 12 SR; cylindrical	<b>Model:</b> BR 1100	REF <a href="#">100SG2273</a>
Scrubber brush, main - 38" or 965,20 mm; soft nylon; 12 SR; cylindrical	<b>Model:</b> BR 1100	REF <a href="#">100SG2274</a>
Scrubber brush, main - 38" or 965,20 mm; Tynex coarse; midlite grit; 14 SR; cylindrical	<b>Model:</b> BR 1100	REF <a href="#">100SG2276</a>
Scrubber brush, main - 41" or 1041,40 mm; polypropylene 0.4; 12 SR; cylindrical	<b>Model:</b> BR 1100	REF <a href="#">100SG2266</a>
Scrubber brush, main - 41" or 1041,40 mm; polypropylene; magna grit 46; 12 SR; cylindrical	<b>Model:</b> BR 1100	REF <a href="#">100SG2271</a>
Scrubber brush, main - hard nylon 0.7; cylindrical	<b>Model:</b> BR 1100	REF <a href="#">100SG2268</a>
Scrubber brush, main - midlite grit 180; cylindrical	<b>Model:</b> BR 1100	REF <a href="#">100SG2269</a>
Scrubber brush, main - soft nylon 0.5; cylindrical	<b>Model:</b> BR 1100	REF <a href="#">100SG2267</a>
Scrubber brush, main -abrasive 1.0; dyna grit 80; cylindrical	<b>Model:</b> BR 1100	REF <a href="#">100SG2270</a>



## VACUUM MOTOR

Motor, vacuum - 36 VDC; 550 W	<b>Model:</b> BR 1100	REF <a href="#">100SG2272</a>
-------------------------------	-----------------------	-------------------------------



used for: **NILFISK** series: **BR 600 S**



## FILTER

Filter element, solution intake filter – from sn 1752024	<b>Model:</b> BR 600 S	REF <a href="#">100SG3142</a>
Filter, solution inline - sn from - 1752024	<b>Model:</b> BR 600 S	REF <a href="#">100SG2244</a>



## HOSE

Hose, drain	<b>Model:</b> BR 600 S	REF <a href="#">100SG2363</a>
Hose, solution	<b>Model:</b> BR 600 S	REF <a href="#">100SG2246</a>
Hose, vacuum	<b>Model:</b> BR 600 S	REF <a href="#">100SG2243</a>



## SQUEEGEE

Blade, squeegee rear - 24" or 609,60 mm	<b>Model:</b> BR 600 S	REF <a href="#">100SG2228</a>
Blade, squeegee side - red gum	<b>Model:</b> BR 600 S	REF <a href="#">100SG2279</a>
Blade, squeegee side - oil-resistant	<b>Model:</b> BR 600 S	REF <a href="#">100SG2253</a>
Blade, squeegee side - rubber	<b>Model:</b> BR 600 S	REF <a href="#">100SG2255</a>



## SWEEPER/BRUSH

Pad assembly – 12" or 304,80 mm	<b>Model:</b> BR 600 S	REF <a href="#">100SG2294</a>
Pad assembly – 13" or 330,20 mm	<b>Model:</b> BR 600 S	REF <a href="#">100SG2303</a>
Pad assembly – 14" or 355,60 mm	<b>Model:</b> BR 600 S	REF <a href="#">100SG2330</a>
Pad assembly – 16" or 406,40 mm	<b>Model:</b> BR 600 S	REF <a href="#">100SG2339</a>
Pad assembly, main scrubber brush - only locking plate	<b>Model:</b> BR 600 S	REF <a href="#">100SG2293</a>
Scrubber brush, main - 12" or 304,80 mm; aglite disc	<b>Model:</b> BR 600 S	REF <a href="#">100SG2297</a>
Scrubber brush, main - 12" or 304,80 mm; polypropylene; 5 SR; prolite disc	<b>Model:</b> BR 600 S	REF <a href="#">100SG2299</a>
Scrubber brush, main - 12" or 304,80 mm; prolene; 4 SR	<b>Model:</b> BR 600 S	REF <a href="#">100SG2298</a>
Scrubber brush, main - 12" or 304,80 mm; Tynex; dyna grit disc; 4 SR	<b>Model:</b> BR 600 S	REF <a href="#">100SG2296</a>
Scrubber brush, main - 12" or 304,80 mm; Tynex; magna grit; 4 SR	<b>Model:</b> BR 600 S	REF <a href="#">100SG2295</a>
Scrubber brush, main - 12" or 304,80 mm; Tynex; mid grit disc; 5 SR	<b>Model:</b> BR 600 S	REF <a href="#">100SG2301</a>
Scrubber brush, main - 12" or 304,80 mm; Tynex; midlite grit disc; 4 SR	<b>Model:</b> BR 600 S	REF <a href="#">100SG2302</a>
Scrubber brush, main - 12" or 304,80 mm; Union mix; 1 MR	<b>Model:</b> BR 600 S	REF <a href="#">100SG2300</a>
Scrubber brush, main - 13" or 330,20 mm disc	<b>Model:</b> BR 600 S	REF <a href="#">100SG2306</a>
Scrubber brush, main - 13" or 330,20 mm; mid grit disc 240	<b>Model:</b> BR 600 S	REF <a href="#">100SG2310</a>
Scrubber brush, main - 13" or 330,20 mm; polypropylene; 5 SR; prolite disc	<b>Model:</b> BR 600 S	REF <a href="#">100SG2308</a>
Scrubber brush, main - 13" or 330,20 mm; prolene; 5 SR	<b>Model:</b> BR 600 S	REF <a href="#">100SG2307</a>
Scrubber brush, main - 13" or 330,20 mm; Tynex; dyna grit disc; 5 SR	<b>Model:</b> BR 600 S	REF <a href="#">100SG2305</a>
Scrubber brush, main - 13" or 330,20 mm; Tynex; magna grit; 5 SR	<b>Model:</b> BR 600 S	REF <a href="#">100SG2304</a>
Scrubber brush, main - 13" or 330,20 mm; Tynex; midlite grit; 5 SR	<b>Model:</b> BR 600 S	REF <a href="#">100SG2311</a>
Scrubber brush, main - 13" or 330,20 mm; Union mix; 6 SR	<b>Model:</b> BR 600 S	REF <a href="#">100SG2309</a>
Scrubber brush, main - 14" or 355,60 mm; prolene 3 lug; 6 SR	<b>Model:</b> BR 600 S	REF <a href="#">100SG2334</a>
Scrubber brush, main - 14" or 355,60 mm; prolite; 6 SR	<b>Model:</b> BR 600 S	REF <a href="#">100SG2335</a>
Scrubber brush, main - 14" or 355,60 mm; Tynex; aglite grit 3 lug; 6 SR	<b>Model:</b> BR 600 S	REF <a href="#">100SG2333</a>
Scrubber brush, main - 14" or 355,60 mm; Tynex; dyna grit 3 lug; 6 SR	<b>Model:</b> BR 600 S	REF <a href="#">100SG2332</a>
Scrubber brush, main - 14" or 355,60 mm; Tynex; magna grit 3 lug; 6 SR	<b>Model:</b> BR 600 S	REF <a href="#">100SG2331</a>
Scrubber brush, main - 14" or 355,60 mm; Tynex; midlite grit 3 lug; 6 SR	<b>Model:</b> BR 600 S	REF <a href="#">100SG2338</a>
Scrubber brush, main - 14" or 355,60 mm; Tynex; midlite grit; 6 SR	<b>Model:</b> BR 600 S	REF <a href="#">100SG2337</a>
Scrubber brush, main - 14" or 355,60 mm; Union mix 3 lug; 5 SR	<b>Model:</b> BR 600 S	REF <a href="#">100SG2336</a>
Scrubber brush, main - 16" or 406,40 mm; grit; 7 SR	<b>Model:</b> BR 600 S	REF <a href="#">100SG2342</a>
Scrubber brush, main - 16" or 406,40 mm; prolene; 7 SR	<b>Model:</b> BR 600 S	REF <a href="#">100SG2343</a>
Scrubber brush, main - 16" or 406,40 mm; prolite; 7 SR	<b>Model:</b> BR 600 S	REF <a href="#">100SG2344</a>
Scrubber brush, main - 16" or 406,40 mm; Tynex; dyna grit; 7 SR	<b>Model:</b> BR 600 S	REF <a href="#">100SG2341</a>
Scrubber brush, main - 16" or 406,40 mm; Tynex; magna grit; 8 SR	<b>Model:</b> BR 600 S	REF <a href="#">100SG2340</a>
Scrubber brush, main - 16" or 406,40 mm; Tynex; mid grit 240; 8 SR	<b>Model:</b> BR 600 S	REF <a href="#">100SG2346</a>
Scrubber brush, main - 16" or 406,40 mm; Tynex; midlite grit 180; 7 SR	<b>Model:</b> BR 600 S	REF <a href="#">100SG2347</a>
Scrubber brush, main - 16" or 406,40 mm; Union mix	<b>Model:</b> BR 600 S	REF <a href="#">100SG2345</a>

used for: **NILFISK** series: **BR 600 S**

used for: **NILFISK** series: **BR 600 S**

Scrubber brush, main - 24" or 609,60 mm; 46 grit; cylindrical; orange	<b>Model:</b> BR 600 S	REF <a href="#">100SG2242</a>
Scrubber brush, main - 24" or 609,60 mm; hard nylon; cylindrical	<b>Model:</b> BR 600 S	REF <a href="#">100SG2238</a>
Scrubber brush, main - 24" or 609,60 mm; polypropylene; 12 SR; cylindrical	<b>Model:</b> BR 600 S	REF <a href="#">100SG2239</a>
Scrubber brush, main - 24" or 609,60 mm; soft nylon; cylindrical	<b>Model:</b> BR 600 S	REF <a href="#">100SG2237</a>
Scrubber brush, main - 24" or 609,60 mm; Tynex; 180 grit; 14 SR; cylindrical; blue	<b>Model:</b> BR 600 S	REF <a href="#">100SG2240</a>
Scrubber brush, main - 24" or 609,60 mm; Tynex; 80 grit; 12 SR; cylindrical; black	<b>Model:</b> BR 600 S	REF <a href="#">100SG2241</a>
Scrubber brush, main - 26" or 660,40 mm; 180 grit; cylindrical; blue	<b>Model:</b> BR 600 S	REF <a href="#">100SG2234</a>
Scrubber brush, main - 26" or 660,40 mm; 46 grit; cylindrical; orange	<b>Model:</b> BR 600 S	REF <a href="#">100SG2236</a>
Scrubber brush, main - 26" or 660,40 mm; 80 grit; cylindrical; black	<b>Model:</b> BR 600 S	REF <a href="#">100SG2235</a>
Scrubber brush, main - 26" or 660,40 mm; hard nylon; cylindrical	<b>Model:</b> BR 600 S	REF <a href="#">100SG2232</a>
Scrubber brush, main - 26" or 660,40 mm; polypropylene; cylindrical	<b>Model:</b> BR 600 S	REF <a href="#">100SG2233</a>
Scrubber brush, main - 26" or 660,40 mm; soft nylon; cylindrical	<b>Model:</b> BR 600 S	REF <a href="#">100SG2231</a>
Scrubber brush, main - 28" or 711,20 mm; hard nylon; 12 SR; cylindrical	<b>Model:</b> BR 600 S	REF <a href="#">100SG2284</a>
Scrubber brush, main - 28" or 711,20 mm; nylon; 46 grit; MR; cylindrical; orange/brown	<b>Model:</b> BR 600 S	REF <a href="#">100SG2287</a>
Scrubber brush, main - 28" or 711,20 mm; polypropylene; 12 SR; cylindrical; red	<b>Model:</b> BR 600 S	REF <a href="#">100SG2282</a>
Scrubber brush, main - 28" or 711,20 mm; soft nylon; 12 SR; cylindrical; yellow	<b>Model:</b> BR 600 S	REF <a href="#">100SG2283</a>
Scrubber brush, main - 28" or 711,20 mm; Tynex; 180 grit; 12 SR; cylindrical; blue/grey	<b>Model:</b> BR 600 S	REF <a href="#">100SG2285</a>
Scrubber brush, main - 28" or 711,20 mm; Tynex; 80 grit; 16 SR; cylindrical; black	<b>Model:</b> BR 600 S	REF <a href="#">100SG2286</a>
Scrubber brush, main - 31" or 787,40 mm; abrasive 0.75; midlite grit; 16 SR; cylindrical	<b>Model:</b> BR 600 S	REF <a href="#">100SG2259</a>
Scrubber brush, main - 31" or 787,40 mm; abrasive 1.2; dyna grit; 12 SR; cylindrical	<b>Model:</b> BR 600 S	REF <a href="#">100SG2260</a>
Scrubber brush, main - 31" or 787,40 mm; hard nylon; 12 SR; cylindrical	<b>Model:</b> BR 600 S	REF <a href="#">100SG2257</a>
Scrubber brush, main - 31" or 787,40 mm; magna grit; 16 SR; cylindrical	<b>Model:</b> BR 600 S	REF <a href="#">100SG2261</a>
Scrubber brush, main - 31" or 787,40 mm; polypropylene; 12 SR; cylindrical	<b>Model:</b> BR 600 S	REF <a href="#">100SG2258</a>
Scrubber brush, main - 31" or 787,40 mm; soft nylon; 12 SR; cylindrical	<b>Model:</b> BR 600 S	REF <a href="#">100SG2256</a>



## VACUUM MOTOR

Motor, vacuum - 36 VDC	<b>Model:</b> BR 600 S	REF <a href="#">101SG3548</a>
------------------------	------------------------	-------------------------------

used for: **NILFISK** series: **BR 650 S**



## FILTER

Filter element, solution intake filter – from sn 1752024	<b>Model:</b> BR 650 S	REF <a href="#">100SG3142</a>
Filter, solution inline - sn from - 1752024	<b>Model:</b> BR 650 S	REF <a href="#">100SG2244</a>



## HOSE

Hose, drain	<b>Model:</b> BR 650 S	REF <a href="#">100SG2363</a>
Hose, solution	<b>Model:</b> BR 650 S	REF <a href="#">100SG2246</a>
Hose, vacuum	<b>Model:</b> BR 650 S	REF <a href="#">100SG2243</a>



## SQUEEGEE

Blade, squeegee rear - 28" or 711,20 mm	<b>Model:</b> BR 650 S	REF <a href="#">100SG2230</a>
Blade, squeegee side - red gum	<b>Model:</b> BR 650 S	REF <a href="#">100SG2279</a>
Blade, squeegee side - oil-resistant	<b>Model:</b> BR 650 S	REF <a href="#">100SG2253</a>
Blade, squeegee side - rubber	<b>Model:</b> BR 650 S	REF <a href="#">100SG2255</a>



## SWEEPER/BRUSH

Pad assembly – 12" or 304,80 mm	<b>Model:</b> BR 650 S	REF <a href="#">100SG2294</a>
Pad assembly – 13" or 330,20 mm	<b>Model:</b> BR 650 S	REF <a href="#">100SG2303</a>
Pad assembly – 14" or 355,60 mm	<b>Model:</b> BR 650 S	REF <a href="#">100SG2330</a>
Pad assembly – 16" or 406,40 mm	<b>Model:</b> BR 650 S	REF <a href="#">100SG2339</a>
Pad assembly, main scrubber brush - only locking plate	<b>Model:</b> BR 650 S	REF <a href="#">100SG2293</a>
Scrubber brush, main - 12" or 304,80 mm; aglite disc	<b>Model:</b> BR 650 S	REF <a href="#">100SG2297</a>
Scrubber brush, main - 12" or 304,80 mm; polypropylene; 5 SR; prolite disc	<b>Model:</b> BR 650 S	REF <a href="#">100SG2299</a>
Scrubber brush, main - 12" or 304,80 mm; prolene; 4 SR	<b>Model:</b> BR 650 S	REF <a href="#">100SG2298</a>
Scrubber brush, main - 12" or 304,80 mm; Tynex; dyna grit disc; 4 SR	<b>Model:</b> BR 650 S	REF <a href="#">100SG2296</a>
Scrubber brush, main - 12" or 304,80 mm; Tynex; magna grit; 4 SR	<b>Model:</b> BR 650 S	REF <a href="#">100SG2295</a>
Scrubber brush, main - 12" or 304,80 mm; Tynex; mid grit disc; 5 SR	<b>Model:</b> BR 650 S	REF <a href="#">100SG2301</a>
Scrubber brush, main - 12" or 304,80 mm; Tynex; midlite grit disc; 4 SR	<b>Model:</b> BR 650 S	REF <a href="#">100SG2302</a>
Scrubber brush, main - 12" or 304,80 mm; Union mix; 1 MR	<b>Model:</b> BR 650 S	REF <a href="#">100SG2300</a>
Scrubber brush, main - 13" or 330,20 mm disc	<b>Model:</b> BR 650 S	REF <a href="#">100SG2306</a>
Scrubber brush, main - 13" or 330,20 mm; mid grit disc 240	<b>Model:</b> BR 650 S	REF <a href="#">100SG2310</a>
Scrubber brush, main - 13" or 330,20 mm; polypropylene; 5 SR; prolite disc	<b>Model:</b> BR 650 S	REF <a href="#">100SG2308</a>
Scrubber brush, main - 13" or 330,20 mm; prolene; 5 SR	<b>Model:</b> BR 650 S	REF <a href="#">100SG2307</a>
Scrubber brush, main - 13" or 330,20 mm; Tynex; dyna grit disc; 5 SR	<b>Model:</b> BR 650 S	REF <a href="#">100SG2305</a>
Scrubber brush, main - 13" or 330,20 mm; Tynex; magna grit; 5 SR	<b>Model:</b> BR 650 S	REF <a href="#">100SG2304</a>
Scrubber brush, main - 13" or 330,20 mm; Tynex; midlite grit; 5 SR	<b>Model:</b> BR 650 S	REF <a href="#">100SG2311</a>
Scrubber brush, main - 13" or 330,20 mm; Union mix; 6 SR	<b>Model:</b> BR 650 S	REF <a href="#">100SG2309</a>
Scrubber brush, main - 14" or 355,60 mm; Tynex; aglite grit 3 lug; 6 SR	<b>Model:</b> BR 650 S	REF <a href="#">100SG2333</a>
Scrubber brush, main - 14" or 355,60 mm; prolene 3 lug; 6 SR	<b>Model:</b> BR 650 S	REF <a href="#">100SG2334</a>
Scrubber brush, main - 14" or 355,60 mm; prolite; 6 SR	<b>Model:</b> BR 650 S	REF <a href="#">100SG2335</a>
Scrubber brush, main - 14" or 355,60 mm; Tynex; dyna grit 3 lug; 6 SR	<b>Model:</b> BR 650 S	REF <a href="#">100SG2332</a>
Scrubber brush, main - 14" or 355,60 mm; Tynex; magna grit 3 lug; 6 SR	<b>Model:</b> BR 650 S	REF <a href="#">100SG2331</a>
Scrubber brush, main - 14" or 355,60 mm; Tynex; midlite grit 3 lug; 6 SR	<b>Model:</b> BR 650 S	REF <a href="#">100SG2338</a>
Scrubber brush, main - 14" or 355,60 mm; Tynex; midlite grit; 6 SR	<b>Model:</b> BR 650 S	REF <a href="#">100SG2337</a>
Scrubber brush, main - 14" or 355,60 mm; Union mix 3 lug; 5 SR	<b>Model:</b> BR 650 S	REF <a href="#">100SG2336</a>
Scrubber brush, main - 16" or 406,40 mm; grit; 7 SR	<b>Model:</b> BR 650 S	REF <a href="#">100SG2342</a>
Scrubber brush, main - 16" or 406,40 mm; prolene; 7 SR	<b>Model:</b> BR 650 S	REF <a href="#">100SG2343</a>
Scrubber brush, main - 16" or 406,40 mm; prolite; 7 SR	<b>Model:</b> BR 650 S	REF <a href="#">100SG2344</a>
Scrubber brush, main - 16" or 406,40 mm; Tynex; dyna grit; 7 SR	<b>Model:</b> BR 650 S	REF <a href="#">100SG2341</a>
Scrubber brush, main - 16" or 406,40 mm; Tynex; magna grit; 8 SR	<b>Model:</b> BR 650 S	REF <a href="#">100SG2340</a>
Scrubber brush, main - 16" or 406,40 mm; Tynex; mid grit 240; 8 SR	<b>Model:</b> BR 650 S	REF <a href="#">100SG2346</a>
Scrubber brush, main - 16" or 406,40 mm; Tynex; midlite grit 180; 7 SR	<b>Model:</b> BR 650 S	REF <a href="#">100SG2347</a>
Scrubber brush, main - 16" or 406,40 mm; Union mix	<b>Model:</b> BR 650 S	REF <a href="#">100SG2345</a>

used for: **NILFISK** series: **BR 650 S**

used for: NILFISK series: BR 650 S

Scrubber brush, main - 24" or 609,60 mm; 46 grit; cylindrical; orange	<b>Model:</b> BR 650 S	REF <a href="#">100SG2242</a>
Scrubber brush, main - 24" or 609,60 mm; hard nylon; cylindrical	<b>Model:</b> BR 650 S	REF <a href="#">100SG2238</a>
Scrubber brush, main - 24" or 609,60 mm; polypropylene; 12 SR; cylindrical	<b>Model:</b> BR 650 S	REF <a href="#">100SG2239</a>
Scrubber brush, main - 24" or 609,60 mm; soft nylon; cylindrical	<b>Model:</b> BR 650 S	REF <a href="#">100SG2237</a>
Scrubber brush, main - 24" or 609,60 mm; Tynex; 180 grit; 14 SR; cylindrical; blue	<b>Model:</b> BR 650 S	REF <a href="#">100SG2240</a>
Scrubber brush, main - 24" or 609,60 mm; Tynex; 80 grit; 12 SR; cylindrical; black	<b>Model:</b> BR 650 S	REF <a href="#">100SG2241</a>
Scrubber brush, main - 26" or 660,40 mm; 180 grit; cylindrical; blue	<b>Model:</b> BR 650 S	REF <a href="#">100SG2234</a>
Scrubber brush, main - 26" or 660,40 mm; 46 grit; cylindrical; orange	<b>Model:</b> BR 650 S	REF <a href="#">100SG2236</a>
Scrubber brush, main - 26" or 660,40 mm; 80 grit; cylindrical; black	<b>Model:</b> BR 650 S	REF <a href="#">100SG2235</a>
Scrubber brush, main - 26" or 660,40 mm; hard nylon; cylindrical	<b>Model:</b> BR 650 S	REF <a href="#">100SG2232</a>
Scrubber brush, main - 26" or 660,40 mm; polypropylene; cylindrical	<b>Model:</b> BR 650 S	REF <a href="#">100SG2233</a>
Scrubber brush, main - 26" or 660,40 mm; soft nylon; cylindrical	<b>Model:</b> BR 650 S	REF <a href="#">100SG2231</a>
Scrubber brush, main - 28" or 711,20 mm; hard nylon; 12 SR; cylindrical	<b>Model:</b> BR 650 S	REF <a href="#">100SG2284</a>
Scrubber brush, main - 28" or 711,20 mm; nylon; 46 grit; MR; cylindrical; orange/brown	<b>Model:</b> BR 650 S	REF <a href="#">100SG2287</a>
Scrubber brush, main - 28" or 711,20 mm; polypropylene; 12 SR; cylindrical; red	<b>Model:</b> BR 650 S	REF <a href="#">100SG2282</a>
Scrubber brush, main - 28" or 711,20 mm; soft nylon; 12 SR; cylindrical; yellow	<b>Model:</b> BR 650 S	REF <a href="#">100SG2283</a>
Scrubber brush, main - 28" or 711,20 mm; Tynex; 180 grit; 12 SR; cylindrical; blue/grey	<b>Model:</b> BR 650 S	REF <a href="#">100SG2285</a>
Scrubber brush, main - 28" or 711,20 mm; Tynex; 80 grit; 16 SR; cylindrical; black	<b>Model:</b> BR 650 S	REF <a href="#">100SG2286</a>
Scrubber brush, main - 31" or 787,40 mm; abrasive 0.75; midlite grit; 16 SR; cylindrical	<b>Model:</b> BR 650 S	REF <a href="#">100SG2259</a>
Scrubber brush, main - 31" or 787,40 mm; abrasive 1.2; dyna grit; 12 SR; cylindrical	<b>Model:</b> BR 650 S	REF <a href="#">100SG2260</a>
Scrubber brush, main - 31" or 787,40 mm; hard nylon; 12 SR; cylindrical	<b>Model:</b> BR 650 S	REF <a href="#">100SG2257</a>
Scrubber brush, main - 31" or 787,40 mm; magna grit; 16 SR; cylindrical	<b>Model:</b> BR 650 S	REF <a href="#">100SG2261</a>
Scrubber brush, main - 31" or 787,40 mm; polypropylene; 12 SR; cylindrical	<b>Model:</b> BR 650 S	REF <a href="#">100SG2258</a>
Scrubber brush, main - 31" or 787,40 mm; soft nylon; 12 SR; cylindrical	<b>Model:</b> BR 650 S	REF <a href="#">100SG2256</a>



## VACUUM MOTOR

Motor, vacuum - 36 VDC	<b>Model:</b> BR 650 S	REF <a href="#">101SG3548</a>
------------------------	------------------------	-------------------------------

used for: **NILFISK** series: **BR 652**



## FILTER

Filter element, solution intake filter - filter net ss 50 mesh for water	<b>Model:</b> BR 652	<b>REF</b> <a href="#">100SG3206</a>
Filter, solution inline - water	<b>Model:</b> BR 652	<b>REF</b> <a href="#">100SG3208</a>



## HOSE

Hose, drain	<b>Model:</b> BR 652	<b>REF</b> <a href="#">100SG3205</a>
Hose, solution - diameter: 12,00 mm; length: 270,00 mm	<b>Model:</b> BR 652	<b>REF</b> <a href="#">100SG3210</a>
Hose, vacuum - suction	<b>Model:</b> BR 652	<b>REF</b> <a href="#">100SG3209</a>



## SQUEEGEE

Blade kit, squeegee rear - 35" or 889,00 mm; polyurethane	<b>Model:</b> BR 652	<b>REF</b> <a href="#">100SG2176</a>
Blade kit, squeegee rear - 35" or 889,00 mm; rubber; optional	<b>Model:</b> BR 652	<b>REF</b> <a href="#">100SG2174</a>



## SWEEPER/BRUSH

Scrubber brush, main - 12" or 304,80 mm; polypropylene; 5 SR	<b>Model:</b> BR 652	<b>REF</b> <a href="#">100SG3188</a>
Scrubber brush, main - 12" or 304,80 mm; prolite; 5 SR	<b>Model:</b> BR 652	<b>REF</b> <a href="#">100SG3194</a>
Scrubber brush, main - 12" or 304,80 mm; Tynex; mid grit 240; 5 SR	<b>Model:</b> BR 652	<b>REF</b> <a href="#">100SG3190</a>
Scrubber brush, main - 12" or 304,80 mm; Tynex; midlite grit; 5 SR	<b>Model:</b> BR 652	<b>REF</b> <a href="#">100SG3192</a>
Scrubber brush, main - 12" or 304,80 mm; Union mix; 1 MR	<b>Model:</b> BR 652	<b>REF</b> <a href="#">100SG3196</a>
Scrubber brush, main - 14" or 355,60 mm; prolene; 5 SR	<b>Model:</b> BR 652	<b>REF</b> <a href="#">100SG3189</a>
Scrubber brush, main - 14" or 355,60 mm; prolite; 7 SR	<b>Model:</b> BR 652	<b>REF</b> <a href="#">100SG3195</a>
Scrubber brush, main - 14" or 355,60 mm; Tynex; mid grit 240; 6 SR	<b>Model:</b> BR 652	<b>REF</b> <a href="#">100SG3191</a>
Scrubber brush, main - 14" or 355,60 mm; Tynex; midlite grit; 6 SR	<b>Model:</b> BR 652	<b>REF</b> <a href="#">100SG3193</a>
Scrubber brush, main - 14" or 355,60 mm; Union mix; 1 MR	<b>Model:</b> BR 652	<b>REF</b> <a href="#">100SG3197</a>
Scrubber brush, main - 28" or 711,20 mm; hard nylon; 12 SR; cylindrical	<b>Model:</b> BR 652	<b>REF</b> <a href="#">100SG2284</a>
Scrubber brush, main - 28" or 711,20 mm; nylon; 46 grit; MR; cylindrical; orange/brown	<b>Model:</b> BR 652	<b>REF</b> <a href="#">100SG2287</a>
Scrubber brush, main - 28" or 711,20 mm; polypropylene; 12 SR; cylindrical; red	<b>Model:</b> BR 652	<b>REF</b> <a href="#">100SG2282</a>
Scrubber brush, main - 28" or 711,20 mm; soft nylon; 12 SR; cylindrical; yellow	<b>Model:</b> BR 652	<b>REF</b> <a href="#">100SG2283</a>
Scrubber brush, main - 28" or 711,20 mm; Tynex; 180 grit; 12 SR; cylindrical; blue/grey	<b>Model:</b> BR 652	<b>REF</b> <a href="#">100SG2285</a>
Scrubber brush, main - 28" or 711,20 mm; Tynex; 80 grit; 16 SR; cylindrical; black	<b>Model:</b> BR 652	<b>REF</b> <a href="#">100SG2286</a>



## VACUUM MOTOR

Motor, vacuum - 24 VDC; 420 W; 3 stage	<b>Model:</b> BR 652	<b>REF</b> <a href="#">100SG2172</a>
Motor, vacuum - 24 VDC; 670 W; 3 stage	<b>Model:</b> BR 652	<b>REF</b> <a href="#">100SG2175</a>

used for: **NILFISK** series: **BR 700 S**



## FILTER

Filter element, solution intake filter – from sn 1752024	<b>Model:</b> BR 700 S	<b>REF</b> <a href="#">100SG3142</a>
Filter, solution inline - sn from - 1752024	<b>Model:</b> BR 700 S	<b>REF</b> <a href="#">100SG2244</a>



## HOSE

Hose, drain	<b>Model:</b> BR 700 S	<b>REF</b> <a href="#">100SG2363</a>
Hose, solution	<b>Model:</b> BR 700 S	<b>REF</b> <a href="#">100SG2246</a>
Hose, vacuum	<b>Model:</b> BR 700 S	<b>REF</b> <a href="#">100SG2243</a>



## SQUEEGEE

Blade, squeegee rear - 28" or 711,20 mm	<b>Model:</b> BR 700 S	<b>REF</b> <a href="#">100SG2230</a>
Blade, squeegee side - red gum	<b>Model:</b> BR 700 S	<b>REF</b> <a href="#">100SG2279</a>
Blade, squeegee side - oil-resistant	<b>Model:</b> BR 700 S	<b>REF</b> <a href="#">100SG2253</a>
Blade, squeegee side - rubber	<b>Model:</b> BR 700 S	<b>REF</b> <a href="#">100SG2255</a>



## SWEEPER/BRUSH

Pad assembly – 12" or 304,80 mm	<b>Model:</b> BR 700 S	<b>REF</b> <a href="#">100SG2294</a>
Pad assembly – 13" or 330,20 mm	<b>Model:</b> BR 700 S	<b>REF</b> <a href="#">100SG2303</a>
Pad assembly – 14" or 355,60 mm	<b>Model:</b> BR 700 S	<b>REF</b> <a href="#">100SG2330</a>
Pad assembly – 16" or 406,40 mm	<b>Model:</b> BR 700 S	<b>REF</b> <a href="#">100SG2339</a>
Pad assembly, main scrubber brush - only locking plate	<b>Model:</b> BR 700 S	<b>REF</b> <a href="#">100SG2293</a>
Scrubber brush, main - 12" or 304,80 mm; aglite disc	<b>Model:</b> BR 700 S	<b>REF</b> <a href="#">100SG2297</a>
Scrubber brush, main - 12" or 304,80 mm; polypropylene; 5 SR; prolite disc	<b>Model:</b> BR 700 S	<b>REF</b> <a href="#">100SG2299</a>
Scrubber brush, main - 12" or 304,80 mm; prolene; 4 SR	<b>Model:</b> BR 700 S	<b>REF</b> <a href="#">100SG2298</a>
Scrubber brush, main - 12" or 304,80 mm; Tynex; dyna grit disc; 4 SR	<b>Model:</b> BR 700 S	<b>REF</b> <a href="#">100SG2296</a>
Scrubber brush, main - 12" or 304,80 mm; Tynex; magna grit; 4 SR	<b>Model:</b> BR 700 S	<b>REF</b> <a href="#">100SG2295</a>
Scrubber brush, main - 12" or 304,80 mm; Tynex; mid grit disc; 5 SR	<b>Model:</b> BR 700 S	<b>REF</b> <a href="#">100SG2301</a>
Scrubber brush, main - 12" or 304,80 mm; Tynex; midlite grit disc; 4 SR	<b>Model:</b> BR 700 S	<b>REF</b> <a href="#">100SG2302</a>
Scrubber brush, main - 12" or 304,80 mm; Union mix; 1 MR	<b>Model:</b> BR 700 S	<b>REF</b> <a href="#">100SG2300</a>
Scrubber brush, main - 13" or 330,20 mm disc	<b>Model:</b> BR 700 S	<b>REF</b> <a href="#">100SG2306</a>
Scrubber brush, main - 13" or 330,20 mm; mid grit disc 240	<b>Model:</b> BR 700 S	<b>REF</b> <a href="#">100SG2310</a>
Scrubber brush, main - 13" or 330,20 mm; polypropylene; 5 SR; prolite disc	<b>Model:</b> BR 700 S	<b>REF</b> <a href="#">100SG2308</a>
Scrubber brush, main - 13" or 330,20 mm; prolene; 5 SR	<b>Model:</b> BR 700 S	<b>REF</b> <a href="#">100SG2307</a>
Scrubber brush, main - 13" or 330,20 mm; Tynex; dyna grit disc; 5 SR	<b>Model:</b> BR 700 S	<b>REF</b> <a href="#">100SG2305</a>
Scrubber brush, main - 13" or 330,20 mm; Tynex; magna grit; 5 SR	<b>Model:</b> BR 700 S	<b>REF</b> <a href="#">100SG2304</a>
Scrubber brush, main - 13" or 330,20 mm; Tynex; midlite grit; 5 SR	<b>Model:</b> BR 700 S	<b>REF</b> <a href="#">100SG2311</a>
Scrubber brush, main - 13" or 330,20 mm; Union mix; 6 SR	<b>Model:</b> BR 700 S	<b>REF</b> <a href="#">100SG2309</a>
Scrubber brush, main - 14" or 355,60 mm; Tynex; aglite grit 3 lug; 6 SR	<b>Model:</b> BR 700 S	<b>REF</b> <a href="#">100SG2333</a>
Scrubber brush, main - 14" or 355,60 mm; prolene 3 lug; 6 SR	<b>Model:</b> BR 700 S	<b>REF</b> <a href="#">100SG2334</a>
Scrubber brush, main - 14" or 355,60 mm; prolite; 6 SR	<b>Model:</b> BR 700 S	<b>REF</b> <a href="#">100SG2335</a>
Scrubber brush, main - 14" or 355,60 mm; Tynex; dyna grit 3 lug; 6 SR	<b>Model:</b> BR 700 S	<b>REF</b> <a href="#">100SG2332</a>
Scrubber brush, main - 14" or 355,60 mm; Tynex; magna grit 3 lug; 6 SR	<b>Model:</b> BR 700 S	<b>REF</b> <a href="#">100SG2331</a>
Scrubber brush, main - 14" or 355,60 mm; Tynex; midlite grit 3 lug; 6 SR	<b>Model:</b> BR 700 S	<b>REF</b> <a href="#">100SG2338</a>
Scrubber brush, main - 14" or 355,60 mm; Tynex; midlite grit; 6 SR	<b>Model:</b> BR 700 S	<b>REF</b> <a href="#">100SG2337</a>
Scrubber brush, main - 14" or 355,60 mm; Union mix 3 lug; 5 SR	<b>Model:</b> BR 700 S	<b>REF</b> <a href="#">100SG2336</a>
Scrubber brush, main – 16" or 406,40 mm; grit; 7 SR	<b>Model:</b> BR 700 S	<b>REF</b> <a href="#">100SG2342</a>
Scrubber brush, main - 16" or 406,40 mm; prolene; 7 SR	<b>Model:</b> BR 700 S	<b>REF</b> <a href="#">100SG2343</a>
Scrubber brush, main - 16" or 406,40 mm; prolite; 7 SR	<b>Model:</b> BR 700 S	<b>REF</b> <a href="#">100SG2344</a>
Scrubber brush, main - 16" or 406,40 mm; Tynex; dyna grit; 7 SR	<b>Model:</b> BR 700 S	<b>REF</b> <a href="#">100SG2341</a>
Scrubber brush, main - 16" or 406,40 mm; Tynex; magna grit; 8 SR	<b>Model:</b> BR 700 S	<b>REF</b> <a href="#">100SG2340</a>
Scrubber brush, main - 16" or 406,40 mm; Tynex; mid grit 240; 8 SR	<b>Model:</b> BR 700 S	<b>REF</b> <a href="#">100SG2346</a>
Scrubber brush, main - 16" or 406,40 mm; Tynex; midlite grit 180; 7 SR	<b>Model:</b> BR 700 S	<b>REF</b> <a href="#">100SG2347</a>
Scrubber brush, main - 16" or 406,40 mm; Union mix	<b>Model:</b> BR 700 S	<b>REF</b> <a href="#">100SG2345</a>



Scrubber brush, main - 24" or 609,60 mm; 46 grit; cylindrical; orange	<b>Model:</b> BR 700 S	REF <a href="#">100SG2242</a>
Scrubber brush, main - 24" or 609,60 mm; hard nylon; cylindrical	<b>Model:</b> BR 700 S	REF <a href="#">100SG2238</a>
Scrubber brush, main - 24" or 609,60 mm; polypropylene; 12 SR; cylindrical	<b>Model:</b> BR 700 S	REF <a href="#">100SG2239</a>
Scrubber brush, main - 24" or 609,60 mm; soft nylon; cylindrical	<b>Model:</b> BR 700 S	REF <a href="#">100SG2237</a>
Scrubber brush, main - 24" or 609,60 mm; Tynex; 180 grit; 14 SR; cylindrical; blue	<b>Model:</b> BR 700 S	REF <a href="#">100SG2240</a>
Scrubber brush, main - 24" or 609,60 mm; Tynex; 80 grit; 12 SR; cylindrical; black	<b>Model:</b> BR 700 S	REF <a href="#">100SG2241</a>
Scrubber brush, main - 26" or 660,40 mm; 180 grit; cylindrical; blue	<b>Model:</b> BR 700 S	REF <a href="#">100SG2234</a>
Scrubber brush, main - 26" or 660,40 mm; 46 grit; cylindrical; orange	<b>Model:</b> BR 700 S	REF <a href="#">100SG2236</a>
Scrubber brush, main - 26" or 660,40 mm; 80 grit; cylindrical; black	<b>Model:</b> BR 700 S	REF <a href="#">100SG2235</a>
Scrubber brush, main - 26" or 660,40 mm; hard nylon; cylindrical	<b>Model:</b> BR 700 S	REF <a href="#">100SG2232</a>
Scrubber brush, main - 26" or 660,40 mm; polypropylene; cylindrical	<b>Model:</b> BR 700 S	REF <a href="#">100SG2233</a>
Scrubber brush, main - 26" or 660,40 mm; soft nylon; cylindrical	<b>Model:</b> BR 700 S	REF <a href="#">100SG2231</a>
Scrubber brush, main - 28" or 711,20 mm; hard nylon; 12 SR; cylindrical	<b>Model:</b> BR 700 S	REF <a href="#">100SG2284</a>
Scrubber brush, main - 28" or 711,20 mm; nylon; 46 grit; MR; cylindrical; orange/brown	<b>Model:</b> BR 700 S	REF <a href="#">100SG2287</a>
Scrubber brush, main - 28" or 711,20 mm; polypropylene; 12 SR; cylindrical; red	<b>Model:</b> BR 700 S	REF <a href="#">100SG2282</a>
Scrubber brush, main - 28" or 711,20 mm; soft nylon; 12 SR; cylindrical; yellow	<b>Model:</b> BR 700 S	REF <a href="#">100SG2283</a>
Scrubber brush, main - 28" or 711,20 mm; Tynex; 180 grit; 12 SR; cylindrical; blue/grey	<b>Model:</b> BR 700 S	REF <a href="#">100SG2285</a>
Scrubber brush, main - 28" or 711,20 mm; Tynex; 80 grit; 16 SR; cylindrical; black	<b>Model:</b> BR 700 S	REF <a href="#">100SG2286</a>
Scrubber brush, main - 31" or 787,40 mm; abrasive 0.75; midlite grit; 16 SR; cylindrical	<b>Model:</b> BR 700 S	REF <a href="#">100SG2259</a>
Scrubber brush, main - 31" or 787,40 mm; abrasive 1.2; dyna grit; 12 SR; cylindrical	<b>Model:</b> BR 700 S	REF <a href="#">100SG2260</a>
Scrubber brush, main - 31" or 787,40 mm; hard nylon; 12 SR; cylindrical	<b>Model:</b> BR 700 S	REF <a href="#">100SG2257</a>
Scrubber brush, main - 31" or 787,40 mm; magna grit; 16 SR; cylindrical	<b>Model:</b> BR 700 S	REF <a href="#">100SG2261</a>
Scrubber brush, main - 31" or 787,40 mm; polypropylene; 12 SR; cylindrical	<b>Model:</b> BR 700 S	REF <a href="#">100SG2258</a>
Scrubber brush, main - 31" or 787,40 mm; soft nylon; 12 SR; cylindrical	<b>Model:</b> BR 700 S	REF <a href="#">100SG2256</a>



## VACUUM MOTOR

Motor, vacuum - 36 VDC	<b>Model:</b> BR 700 S	REF <a href="#">101SG3548</a>
------------------------	------------------------	-------------------------------



used for: **NILFISK** series: **BR 752**



## FILTER

Filter element, solution intake filter - filter net ss 50 mesh for water	<b>Model:</b> BR 752, 752 C	<b>REF</b> <a href="#">100SG3206</a>
Filter, solution inline - water	<b>Model:</b> BR 752, 752 C	<b>REF</b> <a href="#">100SG3208</a>



## HOSE

Hose, drain	<b>Model:</b> BR 752, 752 C	<b>REF</b> <a href="#">100SG3205</a>
Hose, solution - diameter: 12,00 mm; length: 270,00 mm	<b>Model:</b> BR 752, 752 C	<b>REF</b> <a href="#">100SG3210</a>
Hose, vacuum - suction	<b>Model:</b> BR 752, 752 C	<b>REF</b> <a href="#">100SG3209</a>



## SQUEEGEE

Blade kit, squeegee rear - 35" or 889,00 mm; polyurethane	<b>Model:</b> BR 752, 752 C	<b>REF</b> <a href="#">100SG2176</a>
Blade kit, squeegee rear - 35" or 889,00 mm; rubber; optional	<b>Model:</b> BR 752, 752 C	<b>REF</b> <a href="#">100SG2174</a>



## SWEEPER/BRUSH

Scrubber brush, main - 12" or 304,80 mm; polypropylene; 5 SR	<b>Model:</b> BR 752, 752 C	<b>REF</b> <a href="#">100SG3188</a>
Scrubber brush, main - 12" or 304,80 mm; prolite; 5 SR	<b>Model:</b> BR 752, 752 C	<b>REF</b> <a href="#">100SG3194</a>
Scrubber brush, main - 12" or 304,80 mm; Tynex; mid grit 240; 5 SR	<b>Model:</b> BR 752, 752 C	<b>REF</b> <a href="#">100SG3190</a>
Scrubber brush, main - 12" or 304,80 mm; Tynex; midlite grit; 5 SR	<b>Model:</b> BR 752, 752 C	<b>REF</b> <a href="#">100SG3192</a>
Scrubber brush, main - 12" or 304,80 mm; Union mix; 1 MR	<b>Model:</b> BR 752, 752 C	<b>REF</b> <a href="#">100SG3196</a>
Scrubber brush, main - 14" or 355,60 mm; prolite; 5 SR	<b>Model:</b> BR 752, 752 C	<b>REF</b> <a href="#">100SG3189</a>
Scrubber brush, main - 14" or 355,60 mm; prolite; 7 SR	<b>Model:</b> BR 752, 752 C	<b>REF</b> <a href="#">100SG3195</a>
Scrubber brush, main - 14" or 355,60 mm; Tynex; mid grit 240; 6 SR	<b>Model:</b> BR 752, 752 C	<b>REF</b> <a href="#">100SG3191</a>
Scrubber brush, main - 14" or 355,60 mm; Tynex; midlite grit; 6 SR	<b>Model:</b> BR 752, 752 C	<b>REF</b> <a href="#">100SG3193</a>
Scrubber brush, main - 14" or 355,60 mm; Union mix; 1 MR	<b>Model:</b> BR 752, 752 C	<b>REF</b> <a href="#">100SG3197</a>
Scrubber brush, main - 28" or 711,20 mm; hard nylon; 12 SR; cylindrical	<b>Model:</b> BR 752, 752 C	<b>REF</b> <a href="#">100SG2284</a>
Scrubber brush, main - 28" or 711,20 mm; nylon; 46 grit; MR; cylindrical; orange/brown	<b>Model:</b> BR 752, 752 C	<b>REF</b> <a href="#">100SG2287</a>
Scrubber brush, main - 28" or 711,20 mm; polypropylene; 12 SR; cylindrical; red	<b>Model:</b> BR 752, 752 C	<b>REF</b> <a href="#">100SG2282</a>
Scrubber brush, main - 28" or 711,20 mm; soft nylon; 12 SR; cylindrical; yellow	<b>Model:</b> BR 752, 752 C	<b>REF</b> <a href="#">100SG2283</a>
Scrubber brush, main - 28" or 711,20 mm; Tynex; 180 grit; 12 SR; cylindrical; blue/grey	<b>Model:</b> BR 752, 752 C	<b>REF</b> <a href="#">100SG2285</a>
Scrubber brush, main - 28" or 711,20 mm; Tynex; 80 grit; 16 SR; cylindrical; black	<b>Model:</b> BR 752, 752 C	<b>REF</b> <a href="#">100SG2286</a>



## VACUUM MOTOR

Motor, vacuum - 420 W	<b>Model:</b> BR 752, 752 C	<b>REF</b> <a href="#">101SG3549</a>
Motor, vacuum - 570 W	<b>Model:</b> BR 752, 752 C	<b>REF</b> <a href="#">101SG3550</a>

used for: **NILFISK** series: **BR 755**


## FILTER

Element, solution drain filter	<b>Model:</b> BR 755	<b>REF</b> <a href="#">100SG3174</a>
--------------------------------	----------------------	--------------------------------------



## HOSE

Hose, drain - recovery	<b>Model:</b> BR 755	<b>REF</b> <a href="#">100SG3175</a>
Hose, solution	<b>Model:</b> BR 755	<b>REF</b> <a href="#">100SG3129</a>



## SQUEEGEE

Blade kit, squeegee - side	<b>Model:</b> BR 755	<b>REF</b> <a href="#">100SG3143</a>
Blade, squeegee front - 28" or 711,20 mm; gum	<b>Model:</b> BR 755	<b>REF</b> <a href="#">100SG3176</a>
Blade, squeegee front - 28" or 711,20 mm; polyurethane	<b>Model:</b> BR 755	<b>REF</b> <a href="#">100SG3179</a>
Blade, squeegee front - 34" or 863,60 mm; gum	<b>Model:</b> BR 755	<b>REF</b> <a href="#">100SG3177</a>
Blade, squeegee front - 34" or 863,60 mm; polyurethane	<b>Model:</b> BR 755	<b>REF</b> <a href="#">100SG3180</a>
Blade, squeegee rear - 28" or 711,20 mm; polyurethane	<b>Model:</b> BR 755	<b>REF</b> <a href="#">100SG3147</a>
Blade, squeegee rear - 28" or 711,20 mm; red gum	<b>Model:</b> BR 755	<b>REF</b> <a href="#">100SG3146</a>
Blade, squeegee rear - 34" or 863,60 mm; polyurethane	<b>Model:</b> BR 755	<b>REF</b> <a href="#">100SG3149</a>
Blade, squeegee rear - 34" or 863,60 mm; red gum	<b>Model:</b> BR 755	<b>REF</b> <a href="#">100SG3148</a>
Blade, squeegee side - gum	<b>Model:</b> BR 755	<b>REF</b> <a href="#">100SG3154</a>
Blade, squeegee side - red gum; cylindrical	<b>Model:</b> BR 755	<b>REF</b> <a href="#">100SG3182</a>
Blade, squeegee side - polyurethane	<b>Model:</b> BR 755	<b>REF</b> <a href="#">100SG3156</a>
Blade, squeegee side - polyurethane; cylindrical	<b>Model:</b> BR 755	<b>REF</b> <a href="#">100SG3181</a>
Blade, squeegee side - red gum	<b>Model:</b> BR 755	<b>REF</b> <a href="#">100SG3155</a>



## SWEEPER/BRUSH

Pad assembly - 14" or 355,60 mm	<b>Model:</b> BR 755	<b>REF</b> <a href="#">100SG2330</a>
Pad assembly - 17" or 431,80 mm; 3 lug	<b>Model:</b> BR 755	<b>REF</b> <a href="#">100SG2312</a>
Scrubber brush, main - 14" or 355,60 mm; Tynex; aglite grit 3 lug; 6 SR	<b>Model:</b> BR 755	<b>REF</b> <a href="#">100SG2333</a>
Scrubber brush, main - 14" or 355,60 mm; prolene 3 lug; 6 SR	<b>Model:</b> BR 755	<b>REF</b> <a href="#">100SG2334</a>
Scrubber brush, main - 14" or 355,60 mm; prolite; 6 SR	<b>Model:</b> BR 755	<b>REF</b> <a href="#">100SG2335</a>
Scrubber brush, main - 14" or 355,60 mm; Tynex; dyna grit 3 lug; 6 SR	<b>Model:</b> BR 755	<b>REF</b> <a href="#">100SG2332</a>
Scrubber brush, main - 14" or 355,60 mm; Tynex; magna grit 3 lug; 6 SR	<b>Model:</b> BR 755	<b>REF</b> <a href="#">100SG2331</a>
Scrubber brush, main - 14" or 355,60 mm; Tynex; midlite grit 3 lug; 6 SR	<b>Model:</b> BR 755	<b>REF</b> <a href="#">100SG2338</a>
Scrubber brush, main - 14" or 355,60 mm; Tynex; midlite grit; 6 SR	<b>Model:</b> BR 755	<b>REF</b> <a href="#">100SG2337</a>
Scrubber brush, main - 14" or 355,60 mm; Union mix 3 lug; 5 SR	<b>Model:</b> BR 755	<b>REF</b> <a href="#">100SG2336</a>
Scrubber brush, main - 17" or 431,80 mm polypropylene; 8 SR; prolite; light-duty	<b>Model:</b> BR 755	<b>REF</b> <a href="#">100SG2317</a>
Scrubber brush, main - 17" or 431,80 mm; prolene; 7 SR; medium; heavy-duty	<b>Model:</b> BR 755	<b>REF</b> <a href="#">100SG2316</a>
Scrubber brush, main - 17" or 431,80 mm; 7 SR; grit 500; soft	<b>Model:</b> BR 755	<b>REF</b> <a href="#">100SG2315</a>
Scrubber brush, main - 17" or 431,80 mm; Tynex; dyna grit 3 lug; 7 SR; heavy-duty	<b>Model:</b> BR 755	<b>REF</b> <a href="#">100SG2314</a>
Scrubber brush, main - 17" or 431,80 mm; Tynex; magna grit 3 lug; 8 SR; extreme heavy-duty	<b>Model:</b> BR 755	<b>REF</b> <a href="#">100SG2313</a>
Scrubber brush, main - 17" or 431,80 mm; Tynex; midlite grit 180; 7 SR; medium-duty	<b>Model:</b> BR 755	<b>REF</b> <a href="#">100SG2320</a>
Scrubber brush, main - 17" or 431,80 mm; Tynex; mid grit 240; 8 SR; medium-duty	<b>Model:</b> BR 755	<b>REF</b> <a href="#">100SG2319</a>
Scrubber brush, main - 17" or 431,80 mm; Union mix 3 lug	<b>Model:</b> BR 755	<b>REF</b> <a href="#">100SG2318</a>
Scrubber brush, main - 28" or 711,20 mm; hard nylon; 12 SR; cylindrical	<b>Model:</b> BR 755	<b>REF</b> <a href="#">100SG2284</a>
Scrubber brush, main - 28" or 711,20 mm; nylon; 46 grit; MR; cylindrical; orange/brown	<b>Model:</b> BR 755	<b>REF</b> <a href="#">100SG2287</a>
Scrubber brush, main - 28" or 711,20 mm; polypropylene; 12 SR; cylindrical; red	<b>Model:</b> BR 755	<b>REF</b> <a href="#">100SG2282</a>
Scrubber brush, main - 28" or 711,20 mm; soft nylon; 12 SR; cylindrical; yellow	<b>Model:</b> BR 755	<b>REF</b> <a href="#">100SG2283</a>
Scrubber brush, main - 28" or 711,20 mm; Tynex; 180 grit; 12 SR; cylindrical; blue/grey	<b>Model:</b> BR 755	<b>REF</b> <a href="#">100SG2285</a>
Scrubber brush, main - 28" or 711,20 mm; Tynex; 80 grit; 16 SR; cylindrical; black	<b>Model:</b> BR 755	<b>REF</b> <a href="#">100SG2286</a>

used for: **NILFISK** series: **BR 755**



## VACUUM MOTOR

Motor, vacuum - 24 VDC; 3 stage; with suppression	<b>Model:</b> BR 755	<b>REF</b> <a href="#">100SG3178</a>
---	----------------------	--------------------------------------

used for: **NILFISK** series: **BR 800**



## FILTER

Filter element, solution intake filter – from sn 1752024	<b>Model:</b> BR 800 C, S	<b>REF</b> <a href="#">100SG3142</a>
Filter, solution inline - sn from - 1752024	<b>Model:</b> BR 800 C, S	<b>REF</b> <a href="#">100SG2244</a>



## HOSE

Hose, drain	<b>Model:</b> BR 800 C, S	<b>REF</b> <a href="#">100SG2363</a>
Hose, solution	<b>Model:</b> BR 800 C, S	<b>REF</b> <a href="#">100SG2246</a>
Hose, vacuum	<b>Model:</b> BR 800 C, S	<b>REF</b> <a href="#">100SG2243</a>



## SQUEEGEE

Blade, squeegee rear - 32" or 812,80 mm	<b>Model:</b> BR 800 S	<b>REF</b> <a href="#">100SG2229</a>
Blade, squeegee side - red gum	<b>Model:</b> BR 800 C, S	<b>REF</b> <a href="#">100SG2279</a>
Blade, squeegee side - oil-resistant	<b>Model:</b> BR 800 C, S	<b>REF</b> <a href="#">100SG2253</a>
Blade, squeegee side - rubber	<b>Model:</b> BR 800 C, S	<b>REF</b> <a href="#">100SG2255</a>



## SWEEPER/BRUSH

Pad assembly – 12" or 304,80 mm	<b>Model:</b> BR 800 C, S	<b>REF</b> <a href="#">100SG2294</a>
Pad assembly – 13" or 330,20 mm	<b>Model:</b> BR 800 C, S	<b>REF</b> <a href="#">100SG2303</a>
Pad assembly – 14" or 355,60 mm	<b>Model:</b> BR 800 C, S	<b>REF</b> <a href="#">100SG2330</a>
Pad assembly – 16" or 406,40 mm	<b>Model:</b> BR 800 C, S	<b>REF</b> <a href="#">100SG2339</a>
Scrubber brush, main - 12" or 304,80 mm; aglite disc	<b>Model:</b> BR 800 C, S	<b>REF</b> <a href="#">100SG2297</a>
Scrubber brush, main - 12" or 304,80 mm; polypropylene; 5 SR; prolite disc	<b>Model:</b> BR 800 C, S	<b>REF</b> <a href="#">100SG2299</a>
Scrubber brush, main - 12" or 304,80 mm; prolene; 4 SR	<b>Model:</b> BR 800 C, S	<b>REF</b> <a href="#">100SG2298</a>
Scrubber brush, main - 12" or 304,80 mm; Tynex; dyna grit disc; 4 SR	<b>Model:</b> BR 800 C, S	<b>REF</b> <a href="#">100SG2296</a>
Scrubber brush, main - 12" or 304,80 mm; Tynex; magna grit; 4 SR	<b>Model:</b> BR 800 C, S	<b>REF</b> <a href="#">100SG2295</a>
Scrubber brush, main - 12" or 304,80 mm; Tynex; mid grit disc; 5 SR	<b>Model:</b> BR 800 C, S	<b>REF</b> <a href="#">100SG2301</a>
Scrubber brush, main - 12" or 304,80 mm; Tynex; midlite grit disc; 4 SR	<b>Model:</b> BR 800 C, S	<b>REF</b> <a href="#">100SG2302</a>
Scrubber brush, main - 12" or 304,80 mm; Union mix; 1 MR	<b>Model:</b> BR 800 C, S	<b>REF</b> <a href="#">100SG2300</a>
Scrubber brush, main - 13" or 330,20 mm disc	<b>Model:</b> BR 800 C, S	<b>REF</b> <a href="#">100SG2306</a>
Scrubber brush, main - 13" or 330,20 mm; mid grit disc 240	<b>Model:</b> BR 800 C, S	<b>REF</b> <a href="#">100SG2310</a>
Scrubber brush, main - 13" or 330,20 mm; polypropylene; 5 SR; prolite disc	<b>Model:</b> BR 800 C, S	<b>REF</b> <a href="#">100SG2308</a>
Scrubber brush, main - 13" or 330,20 mm; prolene; 5 SR	<b>Model:</b> BR 800 C, S	<b>REF</b> <a href="#">100SG2307</a>
Scrubber brush, main - 13" or 330,20 mm; Tynex; dyna grit disc; 5 SR	<b>Model:</b> BR 800 C, S	<b>REF</b> <a href="#">100SG2305</a>
Scrubber brush, main - 13" or 330,20 mm; Tynex; magna grit; 5 SR	<b>Model:</b> BR 800 C, S	<b>REF</b> <a href="#">100SG2304</a>
Scrubber brush, main - 13" or 330,20 mm; Tynex; midlite grit; 5 SR	<b>Model:</b> BR 800 C, S	<b>REF</b> <a href="#">100SG2311</a>
Scrubber brush, main - 13" or 330,20 mm; Union mix; 6 SR	<b>Model:</b> BR 800 C, S	<b>REF</b> <a href="#">100SG2309</a>
Scrubber brush, main - 14" or 355,60 mm; Tynex; aglite grit 3 lug; 6 SR	<b>Model:</b> BR 800 C, S	<b>REF</b> <a href="#">100SG2333</a>
Scrubber brush, main - 14" or 355,60 mm; prolene 3 lug; 6 SR	<b>Model:</b> BR 800 C, S	<b>REF</b> <a href="#">100SG2334</a>
Scrubber brush, main - 14" or 355,60 mm; prolite; 6 SR	<b>Model:</b> BR 800 C, S	<b>REF</b> <a href="#">100SG2335</a>
Scrubber brush, main - 14" or 355,60 mm; Tynex; dyna grit 3 lug; 6 SR	<b>Model:</b> BR 800 C, S	<b>REF</b> <a href="#">100SG2332</a>
Scrubber brush, main - 14" or 355,60 mm; Tynex; magna grit 3 lug; 6 SR	<b>Model:</b> BR 800 C, S	<b>REF</b> <a href="#">100SG2331</a>
Scrubber brush, main - 14" or 355,60 mm; Tynex; midlite grit 3 lug; 6 SR	<b>Model:</b> BR 800 C, S	<b>REF</b> <a href="#">100SG2338</a>
Scrubber brush, main - 14" or 355,60 mm; Tynex; midlite grit; 6 SR	<b>Model:</b> BR 800 C, S	<b>REF</b> <a href="#">100SG2337</a>
Scrubber brush, main - 14" or 355,60 mm; Union mix 3 lug; 5 SR	<b>Model:</b> BR 800 C, S	<b>REF</b> <a href="#">100SG2336</a>
Scrubber brush, main – 16" or 406,40 mm; grit; 7 SR	<b>Model:</b> BR 800 C, S	<b>REF</b> <a href="#">100SG2342</a>
Scrubber brush, main - 16" or 406,40 mm; prolene; 7 SR	<b>Model:</b> BR 800 C, S	<b>REF</b> <a href="#">100SG2343</a>
Scrubber brush, main - 16" or 406,40 mm; prolite; 7 SR	<b>Model:</b> BR 800 C, S	<b>REF</b> <a href="#">100SG2344</a>
Scrubber brush, main - 16" or 406,40 mm; Tynex; dyna grit; 7 SR	<b>Model:</b> BR 800 C, S	<b>REF</b> <a href="#">100SG2341</a>
Scrubber brush, main - 16" or 406,40 mm; Tynex; magna grit; 8 SR	<b>Model:</b> BR 800 C, S	<b>REF</b> <a href="#">100SG2340</a>
Scrubber brush, main - 16" or 406,40 mm; Tynex; mid grit 240; 8 SR	<b>Model:</b> BR 800 C, S	<b>REF</b> <a href="#">100SG2346</a>
Scrubber brush, main - 16" or 406,40 mm; Tynex; midlite grit 180; 7 SR	<b>Model:</b> BR 800 C, S	<b>REF</b> <a href="#">100SG2347</a>
Scrubber brush, main - 16" or 406,40 mm; Union mix	<b>Model:</b> BR 800 C, S	<b>REF</b> <a href="#">100SG2345</a>
Scrubber brush, main - 24" or 609,60 mm; 46 grit; cylindrical; orange	<b>Model:</b> BR 800 C, S	<b>REF</b> <a href="#">100SG2242</a>

used for: **NILFISK** series: **BR 800**

Scrubber brush, main - 24" or 609,60 mm; hard nylon; cylindrical	<b>Model:</b> BR 800 C, S	REF <a href="#">100SG2238</a>
Scrubber brush, main - 24" or 609,60 mm; polypropylene; 12 SR; cylindrical	<b>Model:</b> BR 800 C, S	REF <a href="#">100SG2239</a>
Scrubber brush, main - 24" or 609,60 mm; soft nylon; cylindrical	<b>Model:</b> BR 800 C, S	REF <a href="#">100SG2237</a>
Scrubber brush, main - 24" or 609,60 mm; Tynex; 180 grit; 14 SR; cylindrical; blue	<b>Model:</b> BR 800 C, S	REF <a href="#">100SG2240</a>
Scrubber brush, main - 24" or 609,60 mm; Tynex; 80 grit; 12 SR; cylindrical; black	<b>Model:</b> BR 800 C, S	REF <a href="#">100SG2241</a>
Scrubber brush, main - 26" or 660,40 mm; 180 grit; cylindrical; blue	<b>Model:</b> BR 800 C, S	REF <a href="#">100SG2234</a>
Scrubber brush, main - 26" or 660,40 mm; 46 grit; cylindrical; orange	<b>Model:</b> BR 800 C, S	REF <a href="#">100SG2236</a>
Scrubber brush, main - 26" or 660,40 mm; 80 grit; cylindrical; black	<b>Model:</b> BR 800 C, S	REF <a href="#">100SG2235</a>
Scrubber brush, main - 26" or 660,40 mm; hard nylon; cylindrical	<b>Model:</b> BR 800 C, S	REF <a href="#">100SG2232</a>
Scrubber brush, main - 26" or 660,40 mm; polypropylene; cylindrical	<b>Model:</b> BR 800 C, S	REF <a href="#">100SG2233</a>
Scrubber brush, main - 26" or 660,40 mm; soft nylon; cylindrical	<b>Model:</b> BR 800 C, S	REF <a href="#">100SG2231</a>
Scrubber brush, main - 28" or 711,20 mm; hard nylon; 12 SR; cylindrical	<b>Model:</b> BR 800 C, S	REF <a href="#">100SG2284</a>
Scrubber brush, main - 28" or 711,20 mm; nylon; 46 grit; MR; cylindrical; orange/brown	<b>Model:</b> BR 800 C, S	REF <a href="#">100SG2287</a>
Scrubber brush, main - 28" or 711,20 mm; polypropylene; 12 SR; cylindrical; red	<b>Model:</b> BR 800 C, S	REF <a href="#">100SG2282</a>
Scrubber brush, main - 28" or 711,20 mm; soft nylon; 12 SR; cylindrical; yellow	<b>Model:</b> BR 800 C, S	REF <a href="#">100SG2283</a>
Scrubber brush, main - 28" or 711,20 mm; Tynex; 180 grit; 12 SR; cylindrical; blue/grey	<b>Model:</b> BR 800 C, S	REF <a href="#">100SG2285</a>
Scrubber brush, main - 28" or 711,20 mm; Tynex; 80 grit; 16 SR; cylindrical; black	<b>Model:</b> BR 800 C, S	REF <a href="#">100SG2286</a>
Scrubber brush, main - 31" or 787,40 mm; abrasive 0.75; midlite grit; 16 SR; cylindrical	<b>Model:</b> BR 800 C, S	REF <a href="#">100SG2259</a>
Scrubber brush, main - 31" or 787,40 mm; abrasive 1.2; dyna grit; 12 SR; cylindrical	<b>Model:</b> BR 800 C, S	REF <a href="#">100SG2260</a>
Scrubber brush, main - 31" or 787,40 mm; hard nylon; 12 SR; cylindrical	<b>Model:</b> BR 800 C, S	REF <a href="#">100SG2257</a>
Scrubber brush, main - 31" or 787,40 mm; magna grit; 16 SR; cylindrical	<b>Model:</b> BR 800 C, S	REF <a href="#">100SG2261</a>
Scrubber brush, main - 31" or 787,40 mm; polypropylene; 12 SR; cylindrical	<b>Model:</b> BR 800 C, S	REF <a href="#">100SG2258</a>
Scrubber brush, main - 31" or 787,40 mm; soft nylon; 12 SR; cylindrical	<b>Model:</b> BR 800 C, S	REF <a href="#">100SG2256</a>



## VACUUM MOTOR

Motor, vacuum - 36 VDC	<b>Model:</b> BR 800 C, S	REF <a href="#">101SG3548</a>
------------------------	---------------------------	-------------------------------

used for: **NILFISK** series: **BR 850**



## HOSE

Hose, drain	<b>Model:</b> BR 850	<b>REF</b> <a href="#">100SG2250</a>
Hose, vacuum	<b>Model:</b> BR 850	<b>REF</b> <a href="#">100SG2245</a>



## SQUEEGEE

Blade, squeegee rear - neoprene	<b>Model:</b> BR 850	<b>REF</b> <a href="#">100SG2264</a>
Blade, squeegee rear - standard	<b>Model:</b> BR 850	<b>REF</b> <a href="#">100SG2263</a>
Blade, squeegee side - LH; insert; synthetic	<b>Model:</b> BR 850	<b>REF</b> <a href="#">100SG2280</a>
Blade, squeegee side - RH; insert	<b>Model:</b> BR 850	<b>REF</b> <a href="#">100SG2281</a>



## SWEEPER/BRUSH

Pad assembly - 17" or 431,80 mm; 3 lug	<b>Model:</b> BR 850	<b>REF</b> <a href="#">100SG2312</a>
Scrubber brush, main - 17" or 431,80 mm; Tynex; mid grit 240; 8 SR; medium-duty	<b>Model:</b> BR 850	<b>REF</b> <a href="#">100SG2319</a>
Scrubber brush, main - 17" or 431,80 mm; Tynex; midlite grit 180; 7 SR; medium-duty	<b>Model:</b> BR 850	<b>REF</b> <a href="#">100SG2320</a>
Scrubber brush, main - 31" or 787,40 mm; abrasive 0.75; midlite grit; 16 SR; cylindrical	<b>Model:</b> BR 850	<b>REF</b> <a href="#">100SG2259</a>
Scrubber brush, main - 31" or 787,40 mm; abrasive 1.2; dyna grit; 12 SR; cylindrical	<b>Model:</b> BR 850	<b>REF</b> <a href="#">100SG2260</a>
Scrubber brush, main - 31" or 787,40 mm; hard nylon; 12 SR; cylindrical	<b>Model:</b> BR 850	<b>REF</b> <a href="#">100SG2257</a>
Scrubber brush, main - 31" or 787,40 mm; magna grit; 16 SR; cylindrical	<b>Model:</b> BR 850	<b>REF</b> <a href="#">100SG2261</a>
Scrubber brush, main - 31" or 787,40 mm; polypropylene; 12 SR; cylindrical	<b>Model:</b> BR 850	<b>REF</b> <a href="#">100SG2258</a>
Scrubber brush, main - 31" or 787,40 mm; soft nylon; 12 SR; cylindrical	<b>Model:</b> BR 850	<b>REF</b> <a href="#">100SG2256</a>
Scrubber brush, main - 38" or 965,20 mm; 180 grit; cylindrical	<b>Model:</b> BR 850	<b>REF</b> <a href="#">100SG2276</a>
Scrubber brush, main - 38" or 965,20 mm; 46 grit; magna grit; cylindrical; Tynex extra coarse	<b>Model:</b> BR 850	<b>REF</b> <a href="#">100SG2278</a>
Scrubber brush, main - 38" or 965,20 mm; 80 grit; dyna grit; cylindrical; Tynex grover	<b>Model:</b> BR 850	<b>REF</b> <a href="#">100SG2277</a>
Scrubber brush, main - 38" or 965,20 mm; hard nylon; 12 SR; cylindrical	<b>Model:</b> BR 850	<b>REF</b> <a href="#">100SG2275</a>
Scrubber brush, main - 38" or 965,20 mm; polypropylene; 12 SR; cylindrical	<b>Model:</b> BR 850	<b>REF</b> <a href="#">100SG2273</a>
Scrubber brush, main - 38" or 965,20 mm; soft nylon; 12 SR; cylindrical	<b>Model:</b> BR 850	<b>REF</b> <a href="#">100SG2274</a>



## VACUUM MOTOR

Motor, vacuum - 36 VDC	<b>Model:</b> BR 850	<b>REF</b> <a href="#">101SG3548</a>
------------------------	----------------------	--------------------------------------

used for: **NILFISK** series: **BR 850**

used for: **NILFISK** series: **BR 855**


## FILTER

Element, solution drain filter	<b>Model:</b> BR 855	<b>REF</b> <a href="#">100SG3174</a>
--------------------------------	----------------------	--------------------------------------



## HOSE

Hose, drain - recovery	<b>Model:</b> BR 855	<b>REF</b> <a href="#">100SG3175</a>
Hose, solution	<b>Model:</b> BR 855	<b>REF</b> <a href="#">100SG3129</a>



## SQUEEGEE

Blade kit, squeegee - side	<b>Model:</b> BR 855	<b>REF</b> <a href="#">100SG3143</a>
Blade, squeegee front - 28" or 711,20 mm; gum	<b>Model:</b> BR 855	<b>REF</b> <a href="#">100SG3176</a>
Blade, squeegee front - 28" or 711,20 mm; polyurethane	<b>Model:</b> BR 855	<b>REF</b> <a href="#">100SG3179</a>
Blade, squeegee front - 34" or 863,60 mm; gum	<b>Model:</b> BR 855	<b>REF</b> <a href="#">100SG3177</a>
Blade, squeegee front - 34" or 863,60 mm; polyurethane	<b>Model:</b> BR 855	<b>REF</b> <a href="#">100SG3180</a>
Blade, squeegee rear - 28" or 711,20 mm; polyurethane	<b>Model:</b> BR 855	<b>REF</b> <a href="#">100SG3147</a>
Blade, squeegee rear - 28" or 711,20 mm; red gum	<b>Model:</b> BR 855	<b>REF</b> <a href="#">100SG3146</a>
Blade, squeegee rear - 34" or 863,60 mm; polyurethane	<b>Model:</b> BR 855	<b>REF</b> <a href="#">100SG3149</a>
Blade, squeegee rear - 34" or 863,60 mm; red gum	<b>Model:</b> BR 855	<b>REF</b> <a href="#">100SG3148</a>
Blade, squeegee side - gum	<b>Model:</b> BR 855	<b>REF</b> <a href="#">100SG3154</a>
Blade, squeegee side - red gum; cylindrical	<b>Model:</b> BR 855	<b>REF</b> <a href="#">100SG3182</a>
Blade, squeegee side - polyurethane	<b>Model:</b> BR 855	<b>REF</b> <a href="#">100SG3156</a>
Blade, squeegee side - polyurethane; cylindrical	<b>Model:</b> BR 855	<b>REF</b> <a href="#">100SG3181</a>
Blade, squeegee side - red gum	<b>Model:</b> BR 855	<b>REF</b> <a href="#">100SG3155</a>



## SWEEPER/BRUSH

Pad assembly - 14" or 355,60 mm	<b>Model:</b> BR 855	<b>REF</b> <a href="#">100SG2330</a>
Pad assembly - 17" or 431,80 mm; 3 lug	<b>Model:</b> BR 855	<b>REF</b> <a href="#">100SG2312</a>
Scrubber brush, main - 14" or 355,60 mm; Tynex; aglite grit 3 lug; 6 SR	<b>Model:</b> BR 855	<b>REF</b> <a href="#">100SG2333</a>
Scrubber brush, main - 14" or 355,60 mm; prolene 3 lug; 6 SR	<b>Model:</b> BR 855	<b>REF</b> <a href="#">100SG2334</a>
Scrubber brush, main - 14" or 355,60 mm; prolite; 6 SR	<b>Model:</b> BR 855	<b>REF</b> <a href="#">100SG2335</a>
Scrubber brush, main - 14" or 355,60 mm; Tynex; dyna grit 3 lug; 6 SR	<b>Model:</b> BR 855	<b>REF</b> <a href="#">100SG2332</a>
Scrubber brush, main - 14" or 355,60 mm; Tynex; magna grit 3 lug; 6 SR	<b>Model:</b> BR 855	<b>REF</b> <a href="#">100SG2331</a>
Scrubber brush, main - 14" or 355,60 mm; Tynex; midlite grit 3 lug; 6 SR	<b>Model:</b> BR 855	<b>REF</b> <a href="#">100SG2338</a>
Scrubber brush, main - 14" or 355,60 mm; Tynex; midlite grit; 6 SR	<b>Model:</b> BR 855	<b>REF</b> <a href="#">100SG2337</a>
Scrubber brush, main - 14" or 355,60 mm; Union mix 3 lug; 5 SR	<b>Model:</b> BR 855	<b>REF</b> <a href="#">100SG2336</a>
Scrubber brush, main - 17" or 431,80 mm polypropylene; 8 SR; prolite; light-duty	<b>Model:</b> BR 855	<b>REF</b> <a href="#">100SG2317</a>
Scrubber brush, main - 17" or 431,80 mm; prolene; 7 SR; medium; heavy-duty	<b>Model:</b> BR 855	<b>REF</b> <a href="#">100SG2316</a>
Scrubber brush, main - 17" or 431,80 mm; 7 SR; grit 500; soft	<b>Model:</b> BR 855	<b>REF</b> <a href="#">100SG2315</a>
Scrubber brush, main - 17" or 431,80 mm; Tynex; dyna grit 3 lug; 7 SR; heavy-duty	<b>Model:</b> BR 855	<b>REF</b> <a href="#">100SG2314</a>
Scrubber brush, main - 17" or 431,80 mm; Tynex; magna grit 3 lug; 8 SR; extreme heavy-duty	<b>Model:</b> BR 855	<b>REF</b> <a href="#">100SG2313</a>
Scrubber brush, main - 17" or 431,80 mm; Tynex; midlite grit 180; 7 SR; medium-duty	<b>Model:</b> BR 855	<b>REF</b> <a href="#">100SG2320</a>
Scrubber brush, main - 17" or 431,80 mm; Tynex; mid grit 240; 8 SR; medium-duty	<b>Model:</b> BR 855	<b>REF</b> <a href="#">100SG2319</a>
Scrubber brush, main - 17" or 431,80 mm; Union mix 3 lug	<b>Model:</b> BR 855	<b>REF</b> <a href="#">100SG2318</a>
Scrubber brush, main - 28" or 711,20 mm; hard nylon; 12 SR; cylindrical	<b>Model:</b> BR 855	<b>REF</b> <a href="#">100SG2284</a>
Scrubber brush, main - 28" or 711,20 mm; nylon; 46 grit; MR; cylindrical; orange/brown	<b>Model:</b> BR 855	<b>REF</b> <a href="#">100SG2287</a>
Scrubber brush, main - 28" or 711,20 mm; polypropylene; 12 SR; cylindrical; red	<b>Model:</b> BR 855	<b>REF</b> <a href="#">100SG2282</a>
Scrubber brush, main - 28" or 711,20 mm; soft nylon; 12 SR; cylindrical; yellow	<b>Model:</b> BR 855	<b>REF</b> <a href="#">100SG2283</a>
Scrubber brush, main - 28" or 711,20 mm; Tynex; 180 grit; 12 SR; cylindrical; blue/grey	<b>Model:</b> BR 855	<b>REF</b> <a href="#">100SG2285</a>
Scrubber brush, main - 28" or 711,20 mm; Tynex; 80 grit; 16 SR; cylindrical; black	<b>Model:</b> BR 855	<b>REF</b> <a href="#">100SG2286</a>





## VACUUM MOTOR

Motor, vacuum - 24 VDC; 3 stage; with suppression	<b>Model:</b> BR 855	<b>REF</b> <a href="#">100SG3178</a>
---	----------------------	--------------------------------------

used for: **NILFISK** series: **BR 855**

used for: **NILFISK** series: **CA 340**

used for: **NILFISK** series: **CA 340**



## FILTER

Filter element, dust filter - pre-filter	<b>Model:</b> CA 340, 340 ET	<b>REF</b> <a href="#">101SG3551</a>
--	------------------------------	--------------------------------------



## HOSE

Hose, vacuum	<b>Model:</b> CA 340	<b>REF</b> <a href="#">100SG2192</a>
--------------	----------------------	--------------------------------------



## SQUEEGEE

Blade, squeegee front - inner	<b>Model:</b> CA 340, 340 ET	<b>REF</b> <a href="#">100SG2196</a>
Blade, squeegee front - outer	<b>Model:</b> CA 340, 340 ET	<b>REF</b> <a href="#">100SG2195</a>



## SWEEPER/BRUSH

Scrubber brush, main - 13" or 330,20 mm; polypropylene; 12 SR; standard; cylindrical	<b>Model:</b> CA 340, 340 ET	<b>REF</b> <a href="#">101SG3552</a>
Scrubber brush, main - 13" or 330,20 mm; Tynex; 24 SR	<b>Model:</b> CA 340, 340 ET	<b>REF</b> <a href="#">101SG3553</a>



## VACUUM MOTOR

Motor, vacuum - 120 VAC; 1200 W	<b>Model:</b> CA 340	<b>REF</b> <a href="#">100SG2194</a>
Motor, vacuum - 230 VAC; 900 W	<b>Model:</b> CA 340 ET	<b>REF</b> <a href="#">100SG2193</a>

used for: **NILFISK** series: **CR 1000 B**



## FILTER

Filter element, dust filter - panel type	<b>Model:</b> CR 1000 B, B XL	<b>REF</b> <a href="#">101SG3555</a>
Filter element, solution intake filter	<b>Model:</b> CR 1000 B, B XL	<b>REF</b> <a href="#">101SG3556</a>



## HOSE

Hose, drain	<b>Model:</b> CR 1000 B, B XL	<b>REF</b> <a href="#">101SG3554</a>
Hose, vacuum	<b>Model:</b> CR 1000 B, B XL	<b>REF</b> <a href="#">100SG2182</a>



## SQUEEGEE

Blade kit, squeegee - rear	<b>Model:</b> CR 1000 B, B XL	<b>REF</b> <a href="#">100SG2184</a>
Blade kit, squeegee - side	<b>Model:</b> CR 1000 B, B XL	<b>REF</b> <a href="#">100SG3917</a>



## SWEEPER/BRUSH

Sweeper brush, curb - 8" or 203,20 mm; polypropylene; 2 SR	<b>Model:</b> CR 1000 B, B XL	<b>REF</b> <a href="#">100SG2177</a>
Sweeper brush, main - 36" or 914,40 mm; nylon; 6 DR	<b>Model:</b> CR 1000 B, B XL	<b>REF</b> <a href="#">100SG2179</a>
Sweeper brush, main - 36" or 914,40 mm; polypropylene; 6 DR	<b>Model:</b> CR 1000 B, B XL	<b>REF</b> <a href="#">100SG2180</a>
Sweeper brush, main - 36" or 914,40 mm; polypropylene-iron wire; 6 DR	<b>Model:</b> CR 1000 B, B XL	<b>REF</b> <a href="#">100SG2181</a>
Sweeper brush, main - natural fiber-iron wire	<b>Model:</b> CR 1000 B, B XL	<b>REF</b> <a href="#">100SG2178</a>



## VACUUM MOTOR

Motor, vacuum - 36 VDC; 680 W	<b>Model:</b> CR 1000 B, B XL	<b>REF</b> <a href="#">100SG2183</a>
-------------------------------	-------------------------------	--------------------------------------

used for: **NILFISK** series: **CR 1000 B**

used for: **NILFISK** series: **CR 1100 B**


## FILTER

Filter element, dust filter - panel type; poly high flow	<b>Model:</b> CR 1100 B	<b>REF</b> <a href="#">100SG3150</a>
Filter element, hydraulic filter	<b>Model:</b> CR 1100 B	<b>REF</b> <a href="#">100SG3139</a>
Filter, solution inline	<b>Model:</b> CR 1100 B	<b>REF</b> <a href="#">100SG3141</a>



## HOSE

Hose, drain	<b>Model:</b> CR 1100 B	<b>REF</b> <a href="#">100SG3144</a>
-------------	-------------------------	--------------------------------------



## SQUEEGEE

Blade kit, squeegee - side; red gum; 2 long blades and 2 short blades	<b>Model:</b> CR 1100 B	<b>REF</b> <a href="#">100SG2227</a>
Blade, squeegee rear - red gum	<b>Model:</b> CR 1100 B	<b>REF</b> <a href="#">100SG2225</a>
Blade, squeegee side - hopper door	<b>Model:</b> CR 1100 B	<b>REF</b> <a href="#">100SG2226</a>
Blade, squeegee side - hopper; neoprene	<b>Model:</b> CR 1100 B	<b>REF</b> <a href="#">100SG3159</a>



## SWEEPER/BRUSH

Pad assembly - 15" or 381,00 mm	<b>Model:</b> CR 1100 B	<b>REF</b> <a href="#">100SG2348</a>
Pad assembly - 17" or 431,80 mm; 3 lug	<b>Model:</b> CR 1100 B	<b>REF</b> <a href="#">100SG2312</a>
Scrubber brush, main - 14" or 355,60 mm; Aglite grit 500	<b>Model:</b> CR 1100 B	<b>REF</b> <a href="#">100SG2351</a>
Scrubber brush, main - 14" or 355,60 mm; dyna grit; 7 SR	<b>Model:</b> CR 1100 B	<b>REF</b> <a href="#">100SG2350</a>
Scrubber brush, main - 14" or 355,60 mm; magna grit; 6 SR	<b>Model:</b> CR 1100 B	<b>REF</b> <a href="#">100SG2349</a>
Scrubber brush, main - 14" or 355,60 mm; prolene; 6 SR	<b>Model:</b> CR 1100 B	<b>REF</b> <a href="#">100SG2352</a>
Scrubber brush, main - 14" or 355,60 mm; prolite; 7 SR	<b>Model:</b> CR 1100 B	<b>REF</b> <a href="#">100SG2353</a>
Scrubber brush, main - 15" or 381,00 mm; midlite grit	<b>Model:</b> CR 1100 B	<b>REF</b> <a href="#">100SG2355</a>
Scrubber brush, main - 15" or 381,00 mm; Tynex; midlite grit	<b>Model:</b> CR 1100 B	<b>REF</b> <a href="#">100SG2356</a>
Scrubber brush, main - 15" or 381,00 mm; Union mix	<b>Model:</b> CR 1100 B	<b>REF</b> <a href="#">100SG2354</a>
Scrubber brush, main - 17" or 431,80 mm polypropylene; 8 SR; prolite; light-duty	<b>Model:</b> CR 1100 B	<b>REF</b> <a href="#">100SG2317</a>
Scrubber brush, main - 17" or 431,80 mm; 7 SR; grit 500; soft	<b>Model:</b> CR 1100 B	<b>REF</b> <a href="#">100SG2315</a>
Scrubber brush, main - 17" or 431,80 mm; prolene; 7 SR; medium; heavy-duty	<b>Model:</b> CR 1100 B	<b>REF</b> <a href="#">100SG2316</a>
Scrubber brush, main - 17" or 431,80 mm; Tynex; dyna grit 3 lug; 7 SR; heavy-duty	<b>Model:</b> CR 1100 B	<b>REF</b> <a href="#">100SG2314</a>
Scrubber brush, main - 17" or 431,80 mm; Tynex; magna grit 3 lug; 8 SR; extreme heavy-duty	<b>Model:</b> CR 1100 B	<b>REF</b> <a href="#">100SG2313</a>
Scrubber brush, main - 17" or 431,80 mm; Tynex; mid grit 240; 8 SR; medium-duty	<b>Model:</b> CR 1100 B	<b>REF</b> <a href="#">100SG2319</a>
Scrubber brush, main - 17" or 431,80 mm; Tynex; midlite grit 180; 7 SR; medium-duty	<b>Model:</b> CR 1100 B	<b>REF</b> <a href="#">100SG2320</a>
Scrubber brush, main - 17" or 431,80 mm; Union mix 3 lug	<b>Model:</b> CR 1100 B	<b>REF</b> <a href="#">100SG2318</a>
Sweeper brush, curb - 10" or 254,00 mm; polypropylene; 2 SR; standard	<b>Model:</b> CR 1100 B	<b>REF</b> <a href="#">100SG2290</a>
Sweeper brush, main - 40" or 1016,00 mm; nylon; 8 DR	<b>Model:</b> CR 1100 B	<b>REF</b> <a href="#">100SG2359</a>
Sweeper brush, main - 40" or 1016,00 mm; polypropylene-iron wire; 8 DR	<b>Model:</b> CR 1100 B	<b>REF</b> <a href="#">100SG2362</a>
Sweeper brush, main - 40" or 1016,00 mm; polypropylene-iron wire 0,85; 8 DR	<b>Model:</b> CR 1100 B	<b>REF</b> <a href="#">100SG2361</a>
Sweeper brush, main - 40" or 1016,00 mm; polypropylene-iron wire 0,9; 8 DR	<b>Model:</b> CR 1100 B	<b>REF</b> <a href="#">100SG2357</a>
Sweeper brush, main - 40" or 1016,00 mm; proex; 12 DR	<b>Model:</b> CR 1100 B	<b>REF</b> <a href="#">100SG2358</a>
Sweeper brush, main - 40" or 1016,00 mm; proex; 8 DR	<b>Model:</b> CR 1100 B	<b>REF</b> <a href="#">100SG2360</a>



## VACUUM MOTOR

Motor, vacuum - 36 VDC; 550 W	<b>Model:</b> CR 1100 B	<b>REF</b> <a href="#">100SG2272</a>
-------------------------------	-------------------------	--------------------------------------

used for: **NILFISK** series: **CR 1200 B**


## FILTER

Filter element, dust filter - panel type; poly high flow	<b>Model:</b> CR 1200 B	<b>REF</b> <a href="#">100SG3150</a>
Filter element, hydraulic filter	<b>Model:</b> CR 1200 B	<b>REF</b> <a href="#">100SG3139</a>
Filter, solution inline	<b>Model:</b> CR 1200 B	<b>REF</b> <a href="#">100SG3141</a>



## HOSE

Hose, drain	<b>Model:</b> CR 1200 B	<b>REF</b> <a href="#">100SG3144</a>
Hose, vacuum	<b>Model:</b> CR 1200 B	<b>REF</b> <a href="#">101SG3557</a>



## SQUEEGEE

Blade kit, squeegee - side; red gum; 2 long blades and 2 short blades	<b>Model:</b> CR 1200 B	<b>REF</b> <a href="#">100SG2227</a>
Blade, squeegee rear - red gum	<b>Model:</b> CR 1200 B	<b>REF</b> <a href="#">100SG2225</a>
Blade, squeegee side - hopper door	<b>Model:</b> CR 1200 B	<b>REF</b> <a href="#">100SG2226</a>
Blade, squeegee side - hopper; neoprene	<b>Model:</b> CR 1200 B	<b>REF</b> <a href="#">100SG3159</a>



## SWEEPER/BRUSH

Pad assembly - 15" or 381,00 mm	<b>Model:</b> CR 1200 B	<b>REF</b> <a href="#">100SG2348</a>
Pad assembly - 17" or 431,80 mm; 3 lug	<b>Model:</b> CR 1200 B	<b>REF</b> <a href="#">100SG2312</a>
Scrubber brush, main - 14" or 355,60 mm; Aglite grit 500	<b>Model:</b> CR 1200 B	<b>REF</b> <a href="#">100SG2351</a>
Scrubber brush, main - 14" or 355,60 mm; dyna grit; 7 SR	<b>Model:</b> CR 1200 B	<b>REF</b> <a href="#">100SG2350</a>
Scrubber brush, main - 14" or 355,60 mm; magna grit; 6 SR	<b>Model:</b> CR 1200 B	<b>REF</b> <a href="#">100SG2349</a>
Scrubber brush, main - 14" or 355,60 mm; prolene; 6 SR	<b>Model:</b> CR 1200 B	<b>REF</b> <a href="#">100SG2352</a>
Scrubber brush, main - 14" or 355,60 mm; prolite; 7 SR	<b>Model:</b> CR 1200 B	<b>REF</b> <a href="#">100SG2353</a>
Scrubber brush, main - 15" or 381,00 mm; midlite grit	<b>Model:</b> CR 1200 B	<b>REF</b> <a href="#">100SG2355</a>
Scrubber brush, main - 15" or 381,00 mm; Tynex; midlite grit	<b>Model:</b> CR 1200 B	<b>REF</b> <a href="#">100SG2356</a>
Scrubber brush, main - 15" or 381,00 mm; Union mix	<b>Model:</b> CR 1200 B	<b>REF</b> <a href="#">100SG2354</a>
Scrubber brush, main - 17" or 431,80 mm polypropylene; 8 SR; prolite; light-duty	<b>Model:</b> CR 1200 B	<b>REF</b> <a href="#">100SG2317</a>
Scrubber brush, main - 17" or 431,80 mm; 7 SR; grit 500; soft	<b>Model:</b> CR 1200 B	<b>REF</b> <a href="#">100SG2315</a>
Scrubber brush, main - 17" or 431,80 mm; prolene; 7 SR; medium; heavy-duty	<b>Model:</b> CR 1200 B	<b>REF</b> <a href="#">100SG2316</a>
Scrubber brush, main - 17" or 431,80 mm; Tynex; dyna grit 3 lug; 7 SR; heavy-duty	<b>Model:</b> CR 1200 B	<b>REF</b> <a href="#">100SG2314</a>
Scrubber brush, main - 17" or 431,80 mm; Tynex; magna grit 3 lug; 8 SR; extreme heavy-duty	<b>Model:</b> CR 1200 B	<b>REF</b> <a href="#">100SG2313</a>
Scrubber brush, main - 17" or 431,80 mm; Tynex; mid grit 240; 8 SR; medium-duty	<b>Model:</b> CR 1200 B	<b>REF</b> <a href="#">100SG2319</a>
Scrubber brush, main - 17" or 431,80 mm; Tynex; midlite grit 180; 7 SR; medium-duty	<b>Model:</b> CR 1200 B	<b>REF</b> <a href="#">100SG2320</a>
Scrubber brush, main - 17" or 431,80 mm; Union mix 3 lug	<b>Model:</b> CR 1200 B	<b>REF</b> <a href="#">100SG2318</a>
Sweeper brush, curb - 10" or 254,00 mm; polypropylene; 2 SR; standard	<b>Model:</b> CR 1200 B	<b>REF</b> <a href="#">100SG2290</a>
Sweeper brush, main - 40" or 1016,00 mm; nylon; 8 DR	<b>Model:</b> CR 1200 B	<b>REF</b> <a href="#">100SG2359</a>
Sweeper brush, main - 40" or 1016,00 mm; polypropylene-iron wire 0,85; 8 DR	<b>Model:</b> CR 1200 B	<b>REF</b> <a href="#">100SG2361</a>
Sweeper brush, main - 40" or 1016,00 mm; polypropylene-iron wire 0,9; 8 DR	<b>Model:</b> CR 1200 B	<b>REF</b> <a href="#">100SG2357</a>
Sweeper brush, main - 40" or 1016,00 mm; polypropylene-iron wire; 8 DR	<b>Model:</b> CR 1200 B	<b>REF</b> <a href="#">100SG2362</a>
Sweeper brush, main - 40" or 1016,00 mm; proex; 12 DR	<b>Model:</b> CR 1200 B	<b>REF</b> <a href="#">100SG2358</a>
Sweeper brush, main - 40" or 1016,00 mm; proex; 8 DR	<b>Model:</b> CR 1200 B	<b>REF</b> <a href="#">100SG2360</a>



## VACUUM MOTOR

Motor, vacuum - 36 VDC; 550 W	<b>Model:</b> CR 1200 B	<b>REF</b> <a href="#">100SG2272</a>
-------------------------------	-------------------------	--------------------------------------

used for: **NILFISK** series: **CS 7000**


## FILTER

Filter assembly, LPG	<b>Model:</b> CS 7000	REF <a href="#">100SG2291</a>
Filter element, dust filter - synthetic	<b>Model:</b> CS 7000	REF <a href="#">100SG3162</a>
Filter element, engine oil filter	<b>Model:</b> CS 7000	REF <a href="#">100SG1705</a>
Filter element, fuel filter - kit; fuel type: diesel	<b>Model:</b> CS 7000	REF <a href="#">100SG2288</a>
Filter element, inner air filter	<b>Model:</b> CS 7000	REF <a href="#">100SG2291</a>
Filter element, outer air filter	<b>Model:</b> CS 7000	REF <a href="#">100SG2292</a>
Filter, solution inline	<b>Model:</b> CS 7000	REF <a href="#">100SG3153</a>
Filter, solution inline - from sn 1000047872	<b>Model:</b> CS 7000	REF <a href="#">100SG3166</a>



## HOSE

Hose, drain	<b>Model:</b> CS 7000	REF <a href="#">100SG3145</a>
Hose, squeegee	<b>Model:</b> CS 7000	REF <a href="#">100SG3160</a>



## SQUEEGEE

Blade kit, squeegee - red; gum	<b>Model:</b> CS 7000	REF <a href="#">100SG2402</a>
Blade, squeegee side - gum; deck	<b>Model:</b> CS 7000	REF <a href="#">100SG3164</a>
Blade, squeegee side - lh; arm kit	<b>Model:</b> CS 7000	REF <a href="#">100SG3168</a>
Blade, squeegee side - polyurethane; deck	<b>Model:</b> CS 7000	REF <a href="#">100SG3165</a>
Blade, squeegee side - red gum; deck	<b>Model:</b> CS 7000	REF <a href="#">100SG3163</a>



## SWEEPER/BRUSH

Pad assembly - 17" or 431,80 mm; 3 lug	<b>Model:</b> CS 7000	REF <a href="#">100SG2312</a>
Scrubber brush, main - 17" or 431,80 mm polypropylene; 8 SR; prolite; light-duty	<b>Model:</b> CS 7000	REF <a href="#">100SG2317</a>
Scrubber brush, main - 17" or 431,80 mm; prolene; 7 SR; medium; heavy-duty	<b>Model:</b> CS 7000	REF <a href="#">100SG2316</a>
Scrubber brush, main - 17" or 431,80 mm; 7 SR; grit 500; soft	<b>Model:</b> CS 7000	REF <a href="#">100SG2315</a>
Scrubber brush, main - 17" or 431,80 mm; Tynex; dyna grit 3 lug; 7 SR; heavy-duty	<b>Model:</b> CS 7000	REF <a href="#">100SG2314</a>
Scrubber brush, main - 17" or 431,80 mm; Tynex; magna grit 3 lug; 8 SR; extreme heavy-duty	<b>Model:</b> CS 7000	REF <a href="#">100SG2313</a>
Scrubber brush, main - 17" or 431,80 mm; Tynex; mid grit 240; 8 SR; medium-duty	<b>Model:</b> CS 7000	REF <a href="#">100SG2319</a>
Scrubber brush, main - 17" or 431,80 mm; Tynex; midlite grit 180; 7 SR; medium-duty	<b>Model:</b> CS 7000	REF <a href="#">100SG2320</a>
Scrubber brush, main - 17" or 431,80 mm; Union mix 3 lug	<b>Model:</b> CS 7000	REF <a href="#">100SG2318</a>
Scrubber brush, main - 35" or 889,00 mm; nylon; 6 DR; spiral	<b>Model:</b> CS 7000	REF <a href="#">100SG1574</a>
Scrubber brush, main - 35" or 889,00 mm; polypropylene-iron wire; 6 DR; spiral	<b>Model:</b> CS 7000	REF <a href="#">100SG1576</a>
Scrubber brush, main - 35" or 889,00 mm; polypropylene-nylon; 6 DR; cylindrical	<b>Model:</b> CS 7000	REF <a href="#">100SG3916</a>
Scrubber brush, main - 35" or 889,00 mm; Union mix; 6 DR; spiral	<b>Model:</b> CS 7000	REF <a href="#">100SG1577</a>
Sweeper brush, curb - 10" or 254,00 mm; polypropylene; 3 SR	<b>Model:</b> CS 7000	REF <a href="#">100SG3167</a>



## VACUUM MOTOR

Motor, vacuum - 36 VDC	<b>Model:</b> CS 7000	REF <a href="#">100SG3161</a>
------------------------	-----------------------	-------------------------------

used for: **NILFISK** series: **SR 1301 B**



## FILTER

Filter element, dust filter - panel type; paper	<b>Model:</b> SR 1301 B	<b>REF</b> <a href="#">101SG2392</a>
---	-------------------------	--------------------------------------



## SWEEPER/BRUSH

Sweeper brush, curb - 11" or 279,40 mm; nylon-natural fiber; 3 SR	<b>Model:</b> SR 1301 B	<b>REF</b> <a href="#">100SG2204</a>
Sweeper brush, curb - 11" or 279,40 mm; polypropylene; 3 SR	<b>Model:</b> SR 1301 B	<b>REF</b> <a href="#">100SG2205</a>
Sweeper brush, curb - 11" or 279,40 mm; polypropylene-iron wire; 3 SR	<b>Model:</b> SR 1301 B	<b>REF</b> <a href="#">100SG2206</a>
Sweeper brush, main - 32" or 812,80 mm; natural fiber; 6 DR	<b>Model:</b> SR 1301 B	<b>REF</b> <a href="#">100SG2207</a>
Sweeper brush, main - 32" or 812,80 mm; polypropylene; 6 DR	<b>Model:</b> SR 1301 B	<b>REF</b> <a href="#">100SG2208</a>
Sweeper brush, main - 32" or 812,80 mm; polypropylene-iron wire; 6 DR	<b>Model:</b> SR 1301 B	<b>REF</b> <a href="#">100SG2209</a>

used for: **NILFISK** series: **SR 1301 B**



used for: **NILFISK** series: **SR 1550**



## FILTER

Filter element, dust filter - complete; oil/water resistant	<b>Model:</b> SR 1550 CB, CD, CP	<b>REF</b> <a href="#">100SG2222</a>
Filter element, dust filter - complete; pocket type	<b>Model:</b> SR 1550 CB, CD, CP	<b>REF</b> <a href="#">100SG2210</a>



## SWEEPER/BRUSH

Sweeper brush, curb - 10" or 254,00 mm; iron wire; 2 SR	<b>Model:</b> SR 1550 CB, CD, CP	<b>REF</b> <a href="#">100SG2221</a>
Sweeper brush, curb - 10" or 254,00 mm; nylon-iron wire; 2 SR	<b>Model:</b> SR 1550 CB, CD, CP	<b>REF</b> <a href="#">100SG2219</a>
Sweeper brush, curb - 10" or 254,00 mm; polypropylene; 2 SR	<b>Model:</b> SR 1550 CB, CD, CP	<b>REF</b> <a href="#">100SG2217</a>
Sweeper brush, curb - 10" or 254,00 mm; polypropylene-iron wire; 2 SR	<b>Model:</b> SR 1550 CB, CD, CP	<b>REF</b> <a href="#">100SG2220</a>
Sweeper brush, curb - 11" or 279,40 mm; nylon; 3 SR	<b>Model:</b> SR 1550 CB, CD, CP	<b>REF</b> <a href="#">100SG2218</a>
Sweeper brush, main - 35" or 889,00 mm; natural-polypropylene; 6 DR	<b>Model:</b> SR 1550 CB, CD	<b>REF</b> <a href="#">100SG2224</a>
Sweeper brush, main - 35" or 889,00 mm; polypropylene 1.2 - iron wire	<b>Model:</b> SR 1550 CB, CD	<b>REF</b> <a href="#">100SG2216</a>
Sweeper brush, main - 35" or 889,00 mm; polypropylene 1.2; 6 DR	<b>Model:</b> SR 1550 CB, CD	<b>REF</b> <a href="#">100SG2223</a>
Sweeper brush, main - 35" or 889,00 mm; polypropylene; 6 DR; cylindrical	<b>Model:</b> SR 1500 CB, CD	<b>REF</b> <a href="#">100SG2214</a>
Sweeper brush, main - 35" or 889,00 mm; polypropylene-iron wire	<b>Model:</b> SR 1550 CB, CD	<b>REF</b> <a href="#">100SG2215</a>

used for: **NILFISK** series: **SR 1601 B**



## FILTER

Filter element, dust filter - panel type; poly high flow	<b>Model:</b> SR 1601 B	<b>REF</b> <a href="#">100SG3151</a>
Filter element, dust filter - panel type; ultra-web cellulose	<b>Model:</b> SR 1601 B	<b>REF</b> <a href="#">100SG3027</a>



## SWEEPER/BRUSH

Sweeper brush, curb - 10" or 254,00 mm; nylon; 2 SR	<b>Model:</b> SR 1601 B	<b>REF</b> <a href="#">100SG1580</a>
Sweeper brush, curb - 10" or 254,00 mm; polypropylene; 2 SR	<b>Model:</b> SR 1601 B	<b>REF</b> <a href="#">100SG1572</a>
Sweeper brush, curb - 10" or 254,00 mm; polypropylene-iron wire; 2 SR	<b>Model:</b> SR 1601 B	<b>REF</b> <a href="#">100SG1579</a>
Sweeper brush, curb - 12" or 304,80 mm; polypropylene; 3 SR	<b>Model:</b> SR 1601 B	<b>REF</b> <a href="#">100SG3136</a>
Sweeper brush, main - 35" or 889,00 mm; nylon; 6 DR	<b>Model:</b> SR 1601 B	<b>REF</b> <a href="#">100SG3132</a>
Sweeper brush, main - 35" or 889,00 mm; polypropylene; 6 DR	<b>Model:</b> SR 1601 B	<b>REF</b> <a href="#">100SG3133</a>
Sweeper brush, main - 35" or 889,00 mm; polypropylene-iron wire; 6 DR	<b>Model:</b> SR 1601 B	<b>REF</b> <a href="#">100SG3134</a>
Sweeper brush, main - 35" or 889,00 mm; Union mix; 6 DR	<b>Model:</b> SR 1601 B	<b>REF</b> <a href="#">100SG3135</a>

used for: **NILFISK** series: **SR 1601 B**

used for: **NILFISK** series: **SW 700S**

used for: **NILFISK** series: **SW 700S**



## FILTER

Filter element, dust filter - paper	<b>Model:</b> SW 700S B, P	<b>REF</b> <a href="#">101SG3558</a>
-------------------------------------	----------------------------	--------------------------------------



## SWEEPER/BRUSH

Sweeper brush, curb - 7" or 177,80 mm; natural fiber; 3 SR	<b>Model:</b> SW 700S B, P	<b>REF</b> <a href="#">100SG2197</a>
Sweeper brush, curb - 7" or 177,80 mm; nylon; 3 SR	<b>Model:</b> SW 700S P	<b>REF</b> <a href="#">100SG2198</a>
Sweeper brush, curb - 7" or 177,80 mm; polypropylene; 3 SR	<b>Model:</b> SW 700S B, P	<b>REF</b> <a href="#">100SG2199</a>
Sweeper brush, curb - 7" or 177,80 mm; polypropylene-iron wire; 3 SR	<b>Model:</b> SW 700S B, P	<b>REF</b> <a href="#">100SG2200</a>
Sweeper brush, main - 20" or 508,00 mm; iron wire; 6 DR	<b>Model:</b> SW 700S B, P	<b>REF</b> <a href="#">100SG2203</a>
Sweeper brush, main - 20" or 508,00 mm; polypropylene 0,7; 6 DR	<b>Model:</b> SW 700S B	<b>REF</b> <a href="#">100SG2201</a>
Sweeper brush, main - 20" or 508,00 mm; polypropylene 0,8; 6 DR	<b>Model:</b> SW 700S B, P	<b>REF</b> <a href="#">100SG2202</a>



USED FOR  
**POWERBOSS**

used for: **POWERBOSS** series: **SW 10**



## FILTER

Filter element, dust filter	<b>Model:</b> SW 10 XV	<b>REF</b> <a href="#">100SG2503</a>
Filter element, dust filter - hepa; optional	<b>Model:</b> SW 10 XV	<b>REF</b> <a href="#">100SG2511</a>
Filter element, dust filter - paper; optional	<b>Model:</b> SW 10 X	<b>REF</b> <a href="#">100SG2483</a>



## MOTOR

Motor, main broom - hydraulic; Eaton; used for: Ford 1,6 L/GM 1,6 L/Kubota V-1505/Kubota V-1902/Perkins 104.19/Perkins 4.108/Toyota 4P	<b>Model:</b> SW 10 X, XV	<b>REF</b> <a href="#">100SG2502</a>
Motor, main broom - hydraulic; Eaton/Char Lynn; used for: Ford 1,6 L/Kubota V-1505/Kubota V-1902/Perkins 104.19/Perkins 4.108/Toyota 4P	<b>Model:</b> SW 10 X	<b>REF</b> <a href="#">100SG2462</a>



## SWEEPER/BRUSH

Sweeper brush, curb - 13" or 330,20 mm; nylon; 3 SR; inner Ø: 140,00 mm	<b>Model:</b> SW 10 X	<b>REF</b> <a href="#">100SG2450</a>
Sweeper brush, curb - 13" or 330,20 mm; nylon; 3 SR; inner Ø: 150,00 mm	<b>Model:</b> SW 10 X, XV	<b>REF</b> <a href="#">100SG2420</a>
Sweeper brush, curb - 13" or 330,20 mm; polypropylene 1,4; 3 SR	<b>Model:</b> SW 10 X, XV	<b>REF</b> <a href="#">100SG2418</a>
Sweeper brush, curb - 13" or 330,20 mm; polypropylene; 3 SR	<b>Model:</b> SW 10 X	<b>REF</b> <a href="#">100SG2449</a>
Sweeper brush, curb - 14" or 355,60 mm; flat wire; 3 SR	<b>Model:</b> SW 10 X, XV	<b>REF</b> <a href="#">100SG2422</a>
Sweeper brush, curb - 14" or 355,60 mm; nylon; 3 SR	<b>Model:</b> SW 10 X, XV	<b>REF</b> <a href="#">100SG2421</a>
Sweeper brush, curb - 14" or 355,60 mm; polypropylene; 3 SR	<b>Model:</b> SW 10 X, XV	<b>REF</b> <a href="#">100SG2419</a>
Sweeper brush, curb - 24" or 609,60 mm; flat wire; 3 SR	<b>Model:</b> SW 10 X	<b>REF</b> <a href="#">100SG2452</a>
Sweeper brush, main - 56" or 1422,40 mm; crimped wire; 8 DR	<b>Model:</b> SW 10 X, XV	<b>REF</b> <a href="#">100SG2488</a>
Sweeper brush, main - 56" or 1422,40 mm; HD nylon; 24 SR	<b>Model:</b> SW 10 X, XV	<b>REF</b> <a href="#">100SG2489</a>
Sweeper brush, main - 56" or 1422,40 mm; nylon; 8 DR	<b>Model:</b> SW 10 X, XV	<b>REF</b> <a href="#">100SG2491</a>
Sweeper brush, main - 56" or 1422,40 mm; patrol; 5 DR	<b>Model:</b> SW 10 X, XV	<b>REF</b> <a href="#">100SG2493</a>
Sweeper brush, main - 56" or 1422,40 mm; proex; 8 DR	<b>Model:</b> SW 10 X	<b>REF</b> <a href="#">100SG2490</a>
Sweeper brush, main - 56" or 1422,40 mm; proex-iron wire; 8 DR	<b>Model:</b> SW 10 X, XV	<b>REF</b> <a href="#">100SG2506</a>
Sweeper brush, main - 56" or 1422,40 mm; stiff nylon; 8 DR	<b>Model:</b> SW 10 X, XV	<b>REF</b> <a href="#">100SG2492</a>
Sweeper brush, main - 56" or 1422,40 mm; Union-iron wire; 24 SR	<b>Model:</b> SW 10 X, XV	<b>REF</b> <a href="#">100SG2494</a>

used for: **POWERBOSS** series: **SW 6 X**



## FILTER

Filter element, dust filter - panel type	<b>Model:</b> SW 6 X	<b>REF</b> <a href="#">100SG2484</a>
--	----------------------	--------------------------------------



## SWEEPER/BRUSH

Sweeper brush, curb - 13" or 330,20 mm; nylon; 3 SR	<b>Model:</b> SW 6 X	<b>REF</b> <a href="#">100SG2531</a>
Sweeper brush, curb - 13" or 330,20 mm; polypropylene; 3 SR	<b>Model:</b> SW 6 X	<b>REF</b> <a href="#">100SG2539</a>
Sweeper brush, main - 36" or 914,40 mm; crimped wire; 8 DR	<b>Model:</b> SW 6 X	<b>REF</b> <a href="#">100SG2550</a>
Sweeper brush, main - 36" or 914,40 mm; natural fiber-iron wire; 24 SR	<b>Model:</b> SW 6 X	<b>REF</b> <a href="#">100SG2541</a>
Sweeper brush, main - 36" or 914,40 mm; nylon patrol; 5 DR	<b>Model:</b> SW 6 X	<b>REF</b> <a href="#">100SG2543</a>
Sweeper brush, main - 36" or 914,40 mm; nylon; 8 DR	<b>Model:</b> SW 6 X	<b>REF</b> <a href="#">100SG2542</a>
Sweeper brush, main - 36" or 914,40 mm; polypropylene; 24 SR	<b>Model:</b> SW 6 X	<b>REF</b> <a href="#">100SG2544</a>
Sweeper brush, main - 36" or 914,40 mm; proex; 6 DR	<b>Model:</b> SW 6 X	<b>REF</b> <a href="#">100SG2538</a>
Sweeper brush, main - 36" or 914,40 mm; proex-iron wire; 8 DR	<b>Model:</b> SW 6 X	<b>REF</b> <a href="#">100SG2537</a>

used for: **POWERBOSS** series: **SW 6 X**



used for: **POWERBOSS** series: **SW 62**



## FILTER

Filter element, dust filter - hepa; optional	<b>Model:</b> SW 62	<b>REF</b> <a href="#">100SG2511</a>
Filter element, dust filter - panel type	<b>Model:</b> SW 62, 62 E	<b>REF</b> <a href="#">100SG2484</a>



## MOTOR

Motor, scrub brush - hydraulic; Eaton/Char Lynn; used for: Ford 1,6 L/Kubota V-1505/Kubota V-1902/Perkins 104.19/Perkins 4.108	<b>Model:</b> SW 62, 62 E	<b>REF</b> <a href="#">100SG2437</a>
Motor, main broom - hydraulic; Danfoss	<b>Model:</b> SW 62, 62 E	<b>REF</b> <a href="#">100SG2499</a>



## SWEEPER/BRUSH

Sweeper brush, curb - 13" or 330,20 mm; nylon; 3 SR; inner Ø: 150,00 mm	<b>Model:</b> SW 62, 62 E	<b>REF</b> <a href="#">100SG2420</a>
Sweeper brush, curb - 13" or 330,20 mm; polypropylene 1,4; 3 SR	<b>Model:</b> SW 62, 62 E	<b>REF</b> <a href="#">100SG2418</a>
Sweeper brush, curb - 17" or 431,80 mm; nylon; 2 SR	<b>Model:</b> SW 62, 62 E	<b>REF</b> <a href="#">100SG2474</a>
Sweeper brush, curb - 17" or 431,80 mm; polypropylene; 2 SR	<b>Model:</b> SW 62, 62 E	<b>REF</b> <a href="#">100SG2473</a>
Sweeper brush, main - 36" or 914,40 mm; crimped wire; 8 DR	<b>Model:</b> SW 62, 62 E	<b>REF</b> <a href="#">100SG2428</a>
Sweeper brush, main - 36" or 914,40 mm; nylon patrol; 5 DR	<b>Model:</b> SW 62, 62 E	<b>REF</b> <a href="#">100SG2425</a>
Sweeper brush, main - 36" or 914,40 mm; nylon; 24 SR	<b>Model:</b> SW 62, 62 E	<b>REF</b> <a href="#">100SG2417</a>
Sweeper brush, main - 36" or 914,40 mm; nylon; 8 DR	<b>Model:</b> SW 62, 62 E	<b>REF</b> <a href="#">100SG2424</a>
Sweeper brush, main - 36" or 914,40 mm; proex; 8 DR	<b>Model:</b> SW 62, 62 E	<b>REF</b> <a href="#">100SG2423</a>
Sweeper brush, main - 36" or 914,40 mm; proex-iron wire; 8 DR	<b>Model:</b> SW 62, 62 E	<b>REF</b> <a href="#">100SG2416</a>
Sweeper brush, main - 36" or 914,40 mm; stiff nylon; 8 DR	<b>Model:</b> SW 62, 62 E	<b>REF</b> <a href="#">100SG2487</a>
Sweeper brush, main - 36" or 914,40 mm; Union-iron wire; 24 SR	<b>Model:</b> SW 62, 62 E	<b>REF</b> <a href="#">100SG2426</a>
Sweeper brush, main - 36" or 914,40 mm; Union-iron wire; 8 DR	<b>Model:</b> SW 62, 62 E	<b>REF</b> <a href="#">100SG2427</a>



used for: **POWERBOSS** series: **SW 65 E**



## FILTER

Filter element, dust filter - panel type	<b>Model:</b> SW 65 E	<b>REF</b> <a href="#">100SG2484</a>
--	-----------------------	--------------------------------------



## MOTOR

Motor, main broom - hydraulic; Danfoss	<b>Model:</b> SW 65 E	<b>REF</b> <a href="#">100SG2499</a>
Motor, scrub brush - hydraulic; Eaton/Char Lynn; used for: Ford 1,6 L/Kubota V-1505/Kubota V-1902/Perkins 104.19/Perkins 4.108	<b>Model:</b> SW 65 E	<b>REF</b> <a href="#">100SG2437</a>



## SWEEPER/BRUSH

Sweeper brush, curb - 13" or 330,20 mm; nylon; 3 SR; inner Ø: 150,00 mm	<b>Model:</b> SW 65 E	<b>REF</b> <a href="#">100SG2420</a>
Sweeper brush, curb - 13" or 330,20 mm; polypropylene 1,4; 3 SR	<b>Model:</b> SW 65 E	<b>REF</b> <a href="#">100SG2418</a>
Sweeper brush, curb - 17" or 431,80 mm; nylon; 2 SR	<b>Model:</b> SW 65 E	<b>REF</b> <a href="#">100SG2474</a>
Sweeper brush, curb - 17" or 431,80 mm; polypropylene; 2 SR	<b>Model:</b> SW 65 E	<b>REF</b> <a href="#">100SG2473</a>
Sweeper brush, main - 36" or 914,40 mm; nylon patrol; 5 DR	<b>Model:</b> SW 65 E	<b>REF</b> <a href="#">100SG2425</a>
Sweeper brush, main - 36" or 914,40 mm; nylon; 24 SR	<b>Model:</b> SW 65 E	<b>REF</b> <a href="#">100SG2417</a>
Sweeper brush, main - 36" or 914,40 mm; nylon; 8 DR	<b>Model:</b> SW 65 E	<b>REF</b> <a href="#">100SG2424</a>
Sweeper brush, main - 36" or 914,40 mm; proex; 8 DR	<b>Model:</b> SW 65 E	<b>REF</b> <a href="#">100SG2423</a>
Sweeper brush, main - 36" or 914,40 mm; proex-iron wire; 8 DR	<b>Model:</b> SW 65 E	<b>REF</b> <a href="#">100SG2416</a>
Sweeper brush, main - 36" or 914,40 mm; stiff nylon; 8 DR	<b>Model:</b> SW 65 E	<b>REF</b> <a href="#">100SG2487</a>
Sweeper brush, main - 36" or 914,40 mm; Union-iron wire; 24 SR	<b>Model:</b> SW 65 E	<b>REF</b> <a href="#">100SG2426</a>
Sweeper brush, main - 36" or 914,40 mm; Union-iron wire; 8 DR	<b>Model:</b> SW 65 E	<b>REF</b> <a href="#">100SG2427</a>

used for: **POWERBOSS** series: **SW 7 X**



### FILTER

Filter element, dust filter - hopper; panel type; 508 x 458 x 55 mm	<b>Model:</b> SW 7 X	<b>REF</b> <a href="#">100SG2457</a>
---	----------------------	--------------------------------------



### MOTOR

Motor, main broom - hydraulic; Eaton; used for: Ford 1,6 L/GM 1,6 L/Kubota V-1505/Kubota V-1902/Perkins 104.19/Perkins 4.108/Toyota 4P	<b>Model:</b> SW 7 X	<b>REF</b> <a href="#">100SG2502</a>
--	----------------------	--------------------------------------



### SWEEPER/BRUSH

Sweeper brush, curb - 13" or 330,20 mm; nylon; 3 SR; inner Ø: 150,00 mm	<b>Model:</b> SW 7 X	<b>REF</b> <a href="#">100SG2420</a>
Sweeper brush, curb - 13" or 330,20 mm; polypropylene 1,4; 3 SR	<b>Model:</b> SW 7 X	<b>REF</b> <a href="#">100SG2418</a>
Sweeper brush, curb - 14" or 355,60 mm; flat wire; 3 SR	<b>Model:</b> SW 7 X	<b>REF</b> <a href="#">100SG2422</a>
Sweeper brush, curb - 14" or 355,60 mm; nylon; 3 SR	<b>Model:</b> SW 7 X	<b>REF</b> <a href="#">100SG2421</a>
Sweeper brush, curb - 14" or 355,60 mm; polypropylene; 3 SR	<b>Model:</b> SW 7 X	<b>REF</b> <a href="#">100SG2419</a>
Sweeper brush, main - 48" or 1219,20 mm; 8 DR; crimped wire	<b>Model:</b> SW 7 X	<b>REF</b> <a href="#">100SG2472</a>
Sweeper brush, main - 48" or 1219,20 mm; nylon patrol; 5 DR	<b>Model:</b> SW 7 X	<b>REF</b> <a href="#">100SG2468</a>
Sweeper brush, main - 48" or 1219,20 mm; nylon; 24 SR	<b>Model:</b> SW 7 X	<b>REF</b> <a href="#">100SG2461</a>
Sweeper brush, main - 48" or 1219,20 mm; nylon; 8 DR	<b>Model:</b> SW 7 X	<b>REF</b> <a href="#">100SG2466</a>
Sweeper brush, main - 48" or 1219,20 mm; nylon-iron wire; 24 SR	<b>Model:</b> SW 7 X	<b>REF</b> <a href="#">100SG2470</a>
Sweeper brush, main - 48" or 1219,20 mm; proex; 8 DR	<b>Model:</b> SW 7 X	<b>REF</b> <a href="#">100SG2464</a>
Sweeper brush, main - 48" or 1219,20 mm; proex-iron wire; 8 DR	<b>Model:</b> SW 7 X	<b>REF</b> <a href="#">100SG2459</a>
Sweeper brush, main - 48" or 1219,20 mm; stiff nylon; 8 DR	<b>Model:</b> SW 7 X	<b>REF</b> <a href="#">100SG2486</a>

used for: **POWERBOSS** series: **SW 8 XV**



## FILTER

Filter element, dust filter - hopper	<b>Model:</b> SW 8 XV	<b>REF</b> <a href="#">100SG2414</a>
--------------------------------------	-----------------------	--------------------------------------



## MOTOR

Motor, main broom - hydraulic	<b>Model:</b> SW 8 XV	<b>REF</b> <a href="#">100SG2411</a>
-------------------------------	-----------------------	--------------------------------------



## SWEEPER/BRUSH

Sweeper brush, main	<b>Model:</b> SW 8 XV	<b>REF</b> <a href="#">100SG2413</a>
---------------------	-----------------------	--------------------------------------

used for: **POWERBOSS** series: **SW 8 XV**

used for: **POWERBOSS** series: **SW 9**



## FILTER

Filter element, dust filter - hepa; optional	<b>Model:</b> SW 9 X	<b>REF</b> <a href="#">100SG2511</a>
Filter element, dust filter - paper; optional	<b>Model:</b> SW 9 X	<b>REF</b> <a href="#">100SG2483</a>
Filter element, dust filter - polyester	<b>Model:</b> SW 9 X	<b>REF</b> <a href="#">100SG2516</a>
Filter element, dust filter - synthetic	<b>Model:</b> SW 9 X	<b>REF</b> <a href="#">100SG2517</a>



## MOTOR


Motor, main broom - hydraulic; Eaton; used for: Ford 1,6 L/GM 1,6 L/Kubota V-1505/Kubota V-1902/Perkins 104.19/Perkins 4.108/Toyota 4P	<b>Model:</b> SW 9 X	<b>REF</b> <a href="#">100SG2502</a>
--	----------------------	--------------------------------------



## SWEEPER/BRUSH

Sweeper brush, curb - 13" or 330,20 mm; nylon; 3 SR	<b>Model:</b> SW 9 XV	<b>REF</b> <a href="#">100SG2531</a>
Sweeper brush, curb - 13" or 330,20 mm; polypropylene 1,4; 3 SR	<b>Model:</b> SW 9 X	<b>REF</b> <a href="#">100SG2418</a>
Sweeper brush, curb - 13" or 330,20 mm; polypropylene; 3 SR	<b>Model:</b> SW 9 XV	<b>REF</b> <a href="#">100SG2539</a>
Sweeper brush, curb - 14" or 355,60 mm; flat wire; 3 SR	<b>Model:</b> SW 9 X	<b>REF</b> <a href="#">100SG2422</a>
Sweeper brush, curb - 14" or 355,60 mm; flat wire; 3 SR	<b>Model:</b> SW 9 XV	<b>REF</b> <a href="#">100SG2540</a>
Sweeper brush, curb - 14" or 355,60 mm; nylon; 3 SR	<b>Model:</b> SW 9 X	<b>REF</b> <a href="#">100SG2421</a>
Sweeper brush, curb - 14" or 355,60 mm; nylon; 3 SR	<b>Model:</b> SW 9 XV	<b>REF</b> <a href="#">100SG2536</a>
Sweeper brush, curb - 14" or 355,60 mm; polypropylene; 3 SR	<b>Model:</b> SW 9 X	<b>REF</b> <a href="#">100SG2419</a>
Sweeper brush, curb - 14" or 355,60 mm; polypropylene; 3 SR	<b>Model:</b> SW 9 XV	<b>REF</b> <a href="#">100SG2532</a>
Sweeper brush, main - 48" or 1219,20 mm; 8 DR; crimped wire	<b>Model:</b> SW 9 X	<b>REF</b> <a href="#">100SG2472</a>
Sweeper brush, main - 48" or 1219,20 mm; 8 DR; crimped wire	<b>Model:</b> SW 9 XV	<b>REF</b> <a href="#">100SG2548</a>
Sweeper brush, main - 48" or 1219,20 mm; nylon patrol; 5 DR	<b>Model:</b> SW 9 X	<b>REF</b> <a href="#">100SG2468</a>
Sweeper brush, main - 48" or 1219,20 mm; nylon patrol; 5 DR	<b>Model:</b> SW 9 XV	<b>REF</b> <a href="#">100SG2549</a>
Sweeper brush, main - 48" or 1219,20 mm; nylon; 24 SR	<b>Model:</b> SW 9 X	<b>REF</b> <a href="#">100SG2461</a>
Sweeper brush, main - 48" or 1219,20 mm; nylon; 24 SR	<b>Model:</b> SW 9 XV	<b>REF</b> <a href="#">100SG2546</a>
Sweeper brush, main - 48" or 1219,20 mm; nylon; 8 DR	<b>Model:</b> SW 9 X	<b>REF</b> <a href="#">100SG2466</a>
Sweeper brush, main - 48" or 1219,20 mm; nylon; 8 DR	<b>Model:</b> SW 9 XV	<b>REF</b> <a href="#">100SG2533</a>
Sweeper brush, main - 48" or 1219,20 mm; nylon-iron wire; 24 SR	<b>Model:</b> SW 9 X	<b>REF</b> <a href="#">100SG2470</a>
Sweeper brush, main - 48" or 1219,20 mm; proex; 8 DR	<b>Model:</b> SW 9 X	<b>REF</b> <a href="#">100SG2464</a>
Sweeper brush, main - 48" or 1219,20 mm; proex; 8 DR	<b>Model:</b> SW 9 XV	<b>REF</b> <a href="#">100SG2535</a>
Sweeper brush, main - 48" or 1219,20 mm; proex-iron wire; 8 DR	<b>Model:</b> SW 9 X	<b>REF</b> <a href="#">100SG2459</a>
Sweeper brush, main - 48" or 1219,20 mm; proex-iron wire; 8 DR	<b>Model:</b> SW 9 XV	<b>REF</b> <a href="#">100SG2534</a>
Sweeper brush, main - 48" or 1219,20 mm; stiff nylon; 8 DR	<b>Model:</b> SW 9 X	<b>REF</b> <a href="#">100SG2486</a>
Sweeper brush, main - 48" or 1219,20 mm; stiff nylon; 8 DR	<b>Model:</b> SW 9 XV	<b>REF</b> <a href="#">100SG2547</a>
Sweeper brush, main - 48" or 1219,20 mm; Union or wire; 24 SR	<b>Model:</b> SW 9 XV	<b>REF</b> <a href="#">100SG2545</a>

used for: **POWERBOSS** series: **TSS 80**



## FILTER

Filter element, dust filter - hepa; optional	<b>Model:</b> TSS 80	<b>REF</b> <a href="#">100SG2511</a>
Filter element, dust filter - hopper; panel type; 508 x 382 x 55 mm	<b>Model:</b> TSS 80	<b>REF</b> <a href="#">100SG2456</a>
Filter element, dust filter - hopper; panel type; 508 x 458 x 55 mm	<b>Model:</b> TSS 80	<b>REF</b> <a href="#">100SG2457</a>



## HOSE

Hose, vacuum - squeegee; 2 1/2" frame tube; used for: Ford 1,6 L/Kubota V-1505/Kubota V-1902/Perkins 104.19/Perkins 4.108/Toyota 4P	<b>Model:</b> TSS 80	<b>REF</b> <a href="#">100SG2432</a>
Hose, vacuum - squeegee; 3" frame tube	<b>Model:</b> TSS 80	<b>REF</b> <a href="#">100SG2509</a>



## MOTOR

Motor, main broom - hydraulic; Eaton; used for: Ford 1,6 L/GM 1,6 L/Kubota V-1505/Kubota V-1902/Perkins 104.19/Perkins 4.108/Toyota 4P	<b>Model:</b> TSS 80	<b>REF</b> <a href="#">100SG2502</a>
Motor, main broom - hydraulic; Eaton/Char Lynn; used for: Ford 1,6 L/Kubota V-1505/Kubota V-1902/Perkins 104.19/Perkins 4.108/Toyota 4P	<b>Model:</b> TSS 80	<b>REF</b> <a href="#">100SG2462</a>
Motor, main broom - hydraulic; Sauer Danfoss; used for: Ford 1,6 L/Kubota V-1505/Kubota V-1902/Perkins 104.19/Perkins 4.108/Toyota 4P	<b>Model:</b> TSS 80	<b>REF</b> <a href="#">100SG2498</a>
Motor, scrub brush - hydraulic; Danfoss; midsize/full size	<b>Model:</b> TSS 80	<b>REF</b> <a href="#">100SG2500</a>
Motor, scrub brush - hydraulic; Eaton; used for: Ford 1,6 L/Kubota V-1505/V-1902/Perkins 104.19/4.108	<b>Model:</b> TSS 80	<b>REF</b> <a href="#">100SG2438</a>

## SQUEEGEE

Blade, squeegee front	<b>Model:</b> TSS 80	<b>REF</b> <a href="#">100SG2439</a>
Blade, squeegee inner	<b>Model:</b> TSS 80	<b>REF</b> <a href="#">100SG2495</a>
Blade, squeegee rear - inner	<b>Model:</b> TSS 80	<b>REF</b> <a href="#">100SG2440</a>
Blade, squeegee rear - outer	<b>Model:</b> TSS 80	<b>REF</b> <a href="#">100SG2441</a>
Blade, squeegee side - inner	<b>Model:</b> TSS 80	<b>REF</b> <a href="#">100SG2429</a>
Blade, squeegee side - outer; rubber	<b>Model:</b> TSS 80	<b>REF</b> <a href="#">100SG2442</a>




## SWEEPER/BRUSH

Sweeper brush, curb - 13" or 330,20 mm; nylon; 3 SR; inner Ø: 150,00 mm	<b>Model:</b> TSS 80	<b>REF</b> <a href="#">100SG2420</a>
Sweeper brush, curb - 13" or 330,20 mm; polypropylene 1,4; 3 SR	<b>Model:</b> TSS 80	<b>REF</b> <a href="#">100SG2418</a>
Sweeper brush, curb - 13" or 330,20 mm; polypropylene; 3 SR	<b>Model:</b> TSS 80	<b>REF</b> <a href="#">100SG2449</a>
Sweeper brush, curb - 14" or 355,60 mm; flat wire; 3 SR	<b>Model:</b> TSS 80	<b>REF</b> <a href="#">100SG2422</a>
Sweeper brush, curb - 14" or 355,60 mm; nylon; 3 SR	<b>Model:</b> TSS 80	<b>REF</b> <a href="#">100SG2421</a>
Sweeper brush, curb - 14" or 355,60 mm; polypropylene; 3 SR	<b>Model:</b> TSS 80	<b>REF</b> <a href="#">100SG2419</a>
Sweeper brush, curb - 24" or 609,60 mm; flat wire; 3 SR	<b>Model:</b> TSS 80	<b>REF</b> <a href="#">100SG2452</a>
Sweeper brush, main - 42" or 1066,80 mm; crimped wire; 8 DR	<b>Model:</b> TSS 80	<b>REF</b> <a href="#">100SG2471</a>
Sweeper brush, main - 42" or 1066,80 mm; nylon patrol; 5 DR	<b>Model:</b> TSS 80	<b>REF</b> <a href="#">100SG2467</a>
Sweeper brush, main - 42" or 1066,80 mm; nylon; 24 SR	<b>Model:</b> TSS 80	<b>REF</b> <a href="#">100SG2460</a>
Sweeper brush, main - 42" or 1066,80 mm; nylon; 8 DR	<b>Model:</b> TSS 80	<b>REF</b> <a href="#">100SG2465</a>
Sweeper brush, main - 42" or 1066,80 mm; nylon-iron wire; 24 SR	<b>Model:</b> TSS 80	<b>REF</b> <a href="#">100SG2469</a>
Sweeper brush, main - 42" or 1066,80 mm; polypropylene; 8 DR	<b>Model:</b> TSS 80	<b>REF</b> <a href="#">100SG2463</a>
Sweeper brush, main - 42" or 1066,80 mm; proex-iron wire; 8 DR	<b>Model:</b> TSS 80	<b>REF</b> <a href="#">100SG2458</a>
Sweeper brush, main - 42" or 1066,80 mm; stiff nylon; 8 DR	<b>Model:</b> TSS 80	<b>REF</b> <a href="#">100SG2485</a>
Sweeper brush, main - 48" or 1219,20 mm; 8 DR; crimped wire	<b>Model:</b> TSS 80	<b>REF</b> <a href="#">100SG2472</a>
Sweeper brush, main - 48" or 1219,20 mm; nylon patrol; 5 DR	<b>Model:</b> TSS 80	<b>REF</b> <a href="#">100SG2468</a>
Sweeper brush, main - 48" or 1219,20 mm; nylon; 24 SR	<b>Model:</b> TSS 80	<b>REF</b> <a href="#">100SG2461</a>
Sweeper brush, main - 48" or 1219,20 mm; nylon; 8 DR	<b>Model:</b> TSS 80	<b>REF</b> <a href="#">100SG2466</a>
Sweeper brush, main - 48" or 1219,20 mm; nylon-iron wire; 24 SR	<b>Model:</b> TSS 80	<b>REF</b> <a href="#">100SG2470</a>
Sweeper brush, main - 48" or 1219,20 mm; proex; 8 DR	<b>Model:</b> TSS 80	<b>REF</b> <a href="#">100SG2464</a>
Sweeper brush, main - 48" or 1219,20 mm; proex-iron wire; 8 DR	<b>Model:</b> TSS 80	<b>REF</b> <a href="#">100SG2459</a>
Sweeper brush, main - 48" or 1219,20 mm; stiff nylon; 8 DR	<b>Model:</b> TSS 80	<b>REF</b> <a href="#">100SG3514</a>
Sweeper brush, main - nylon herringbone	<b>Model:</b> TSS 80	<b>REF</b> <a href="#">100SG2454</a>

used for: POWERBOSS series: TSS 82

used for: **POWERBOSS** series: **TSS 82**



## FILTER

Filter element, dust filter - hopper; panel type; 508 x 382 x 55 mm	<b>Model:</b> TSS 82	<b>REF</b> <a href="#">100SG2456</a>
Filter element, dust filter - hopper; panel type; 508 x 458 x 55 mm	<b>Model:</b> TSS 82	<b>REF</b> <a href="#">100SG2457</a>



## HOSE

Hose, squeegee	<b>Model:</b> TSS 82	<b>REF</b> <a href="#">100SG2507</a>
Hose, vacuum - wand blower	<b>Model:</b> TSS 82	<b>REF</b> <a href="#">100SG2443</a>



## MOTOR

Motor, main broom - hydraulic; Eaton; used for: Ford 1,6 L/GM 1,6 L/Kubota V-1505/Kubota V-1902/Perkins 104.19/Perkins 4.108/Toyota 4P	<b>Model:</b> TSS 82	<b>REF</b> <a href="#">100SG2502</a>
Motor, scrub brush - hydraulic; Danfoss; midsize/full size	<b>Model:</b> TSS 82	<b>REF</b> <a href="#">100SG2500</a>

## SQUEEGEE

Blade kit, squeegee - squeegee wand; 6 hole	<b>Model:</b> TSS 82	<b>REF</b> <a href="#">100SG3216</a>
Blade, squeegee rear - inner; midsize; wide	<b>Model:</b> TSS 82	<b>REF</b> <a href="#">100SG2514</a>
Blade, squeegee rear - outer; midsize; wide	<b>Model:</b> TSS 82	<b>REF</b> <a href="#">100SG2480</a>
Blade, squeegee side - LH; wide	<b>Model:</b> TSS 82	<b>REF</b> <a href="#">100SG2513</a>
Blade, squeegee side - RH; wide; red gum	<b>Model:</b> TSS 82	<b>REF</b> <a href="#">100SG2479</a>

used for: **POWERBOSS** series: **TSS 90**



## FILTER

Filter assembly, fuel - inline; total height: 101,50 mm; from sn 18221069; used on: Kubota V-1505; fuel type: diesel GM 1,6 L; fuel type: gasoline/LPG	<b>Model:</b> TSS 90	REF <a href="#">100SG2477</a>
Filter assembly, fuel - inline; total height: 180,00 mm; used for: GM 1,6 L; Fuel type: gasoline/LPG Kubota V-1505 fuel type: diesel	<b>Model:</b> TSS 90	REF <a href="#">100SG2524</a>
Filter element, dust filter - hepa; optional	<b>Model:</b> TSS 90	REF <a href="#">100SG2511</a>
Filter element, dust filter - hopper; panel type; 508 x 382 x 55 mm	<b>Model:</b> TSS 90	REF <a href="#">100SG2456</a>
Filter element, dust filter - hopper; panel type; 508 x 458 x 55 mm	<b>Model:</b> TSS 90	REF <a href="#">100SG2457</a>



## HOSE

Hose, vacuum - squeegee; 2 1/2" frame tube; used for: Ford 1,6 L/Kubota V-1505/Kubota V-1902/Perkins 104.19/Perkins 4.108/Toyota 4P	<b>Model:</b> TSS 90	REF <a href="#">100SG2432</a>
Hose, vacuum - squeegee; 3" or 76,2 mm frame tube; used for: Ford 1,6 L/Kubota V-1505/Kubota V-1902/Perkins 104.19/Perkins 4.108/Toyota 4P	<b>Model:</b> TSS 90	REF <a href="#">100SG2509</a>



## MOTOR

Motor, main broom - hydraulic; Eaton/Char Lynn; used for: Ford 1,6 L/Kubota V-1505/Kubota V-1902/Perkins 104.19/Perkins 4.108/Toyota 4P	<b>Model:</b> TSS 90	REF <a href="#">100SG2462</a>
Motor, main broom - hydraulic; Eaton; used for: Ford 1,6 L/GM 1,6 L/Kubota V-1505/Kubota V-1902/Perkins 104.19/Perkins 4.108/Toyota 4P	<b>Model:</b> TSS 90	REF <a href="#">100SG2502</a>
Motor, main broom - hydraulic; Sauer Danfoss; used for: Ford 1,6 L/Kubota V-1505/Kubota V-1902/Perkins 104.19/Perkins 4.108/Toyota 4P	<b>Model:</b> TSS 90	REF <a href="#">100SG2498</a>
Motor, scrub brush - hydraulic; Eaton; used for: Ford 1,6 L/Kubota V-1505/Kubota V-1902/Perkins 104.19/Perkins 4.108	<b>Model:</b> TSS 90	REF <a href="#">100SG2438</a>
Motor, scrub brush - hydraulic; Danfoss; midsize/full size	<b>Model:</b> TSS 90	REF <a href="#">100SG2500</a>



## SQUEEGEE

Blade, squeegee front; rubber	<b>Model:</b> TSS 90	REF <a href="#">100SG2436</a>
Blade, squeegee front - inner; rubber	<b>Model:</b> TSS 90	REF <a href="#">100SG2496</a>
Blade, squeegee rear - inner; 60" or 1524,00 mm; rubber	<b>Model:</b> TSS 90	REF <a href="#">100SG2430</a>
Blade, squeegee rear - inner; 61" or 1549,00 mm; rubber	<b>Model:</b> TSS 90	REF <a href="#">100SG2482</a>
Blade, squeegee rear - outer; rubber	<b>Model:</b> TSS 90	REF <a href="#">100SG2431</a>
Blade, squeegee rear - outer; midsize; wide	<b>Model:</b> TSS 90	REF <a href="#">100SG2481</a>
Blade, squeegee side - inner; rubber	<b>Model:</b> TSS 90	REF <a href="#">100SG2429</a>
Blade, squeegee side - LH; wide; red gum	<b>Model:</b> TSS 90	REF <a href="#">100SG2513</a>
Blade, squeegee side - outer; rubber	<b>Model:</b> TSS 90	REF <a href="#">100SG2442</a>
Blade, squeegee side - RH; wide; red gum	<b>Model:</b> TSS 90	REF <a href="#">100SG2479</a>



## SWEEPER/BRUSH

Sweeper brush, curb - 13" or 330,20 mm; nylon; 3 SR; inner Ø: 150,00 mm	<b>Model:</b> TSS 90	REF <a href="#">100SG2420</a>
Sweeper brush, curb - 13" or 330,20 mm; polypropylene 1,4; 3 SR	<b>Model:</b> TSS 90	REF <a href="#">100SG2418</a>
Sweeper brush, curb - 14" or 355,60 mm; flat wire; 3 SR	<b>Model:</b> TSS 90	REF <a href="#">100SG2422</a>
Sweeper brush, curb - 14" or 355,60 mm; nylon; 3 SR	<b>Model:</b> TSS 90	REF <a href="#">100SG2421</a>
Sweeper brush, curb - 14" or 355,60 mm; polypropylene; 3 SR	<b>Model:</b> TSS 90	REF <a href="#">100SG2419</a>
Sweeper brush, curb - 24" or 609,60 mm; flat wire; 3 SR	<b>Model:</b> TSS 90	REF <a href="#">100SG2452</a>
Sweeper brush, curb - 13" or 330,20 mm; polypropylene; 3 SR	<b>Model:</b> TSS 90	REF <a href="#">100SG2449</a>
Sweeper brush, main - 42" or 1066,80 mm; crimped wire; 8 DR	<b>Model:</b> TSS 90	REF <a href="#">100SG2471</a>
Sweeper brush, main - 42" or 1066,80 mm; nylon patrol; 5 DR	<b>Model:</b> TSS 90	REF <a href="#">100SG2467</a>
Sweeper brush, main - 42" or 1066,80 mm; nylon; 24 SR	<b>Model:</b> TSS 90	REF <a href="#">100SG2460</a>
Sweeper brush, main - 42" or 1066,80 mm; nylon; 8 DR	<b>Model:</b> TSS 90	REF <a href="#">100SG2465</a>
Sweeper brush, main - 42" or 1066,80 mm; nylon-iron wire; 24 SR	<b>Model:</b> TSS 90	REF <a href="#">100SG2469</a>
Sweeper brush, main - 42" or 1066,80 mm; polypropylene; 8 DR	<b>Model:</b> TSS 90	REF <a href="#">100SG2463</a>
Sweeper brush, main - 42" or 1066,80 mm; proex-iron wire; 8 DR	<b>Model:</b> TSS 90	REF <a href="#">100SG2458</a>



used for: **POWERBOSS** series: **TSS 90**

Sweeper brush, main - 42" or 1066,80 mm; stiff nylon; 8 DR	<b>Model:</b> TSS 90	REF <a href="#">100SG2485</a>
Sweeper brush, main - 48" or 1219,20 mm; 8 DR; crimped wire	<b>Model:</b> TSS 90	REF <a href="#">100SG2472</a>
Sweeper brush, main - 48" or 1219,20 mm; nylon patrol; 5 DR	<b>Model:</b> TSS 90	REF <a href="#">100SG2468</a>
Sweeper brush, main - 48" or 1219,20 mm; nylon; 24 SR	<b>Model:</b> TSS 90	REF <a href="#">100SG2461</a>
Sweeper brush, main - 48" or 1219,20 mm; nylon; 8 DR	<b>Model:</b> TSS 90	REF <a href="#">100SG2466</a>
Sweeper brush, main - 48" or 1219,20 mm; nylon-iron wire; 24 SR	<b>Model:</b> TSS 90	REF <a href="#">100SG2470</a>
Sweeper brush, main - 48" or 1219,20 mm; proex; 8 DR	<b>Model:</b> TSS 90	REF <a href="#">100SG2464</a>
Sweeper brush, main - 48" or 1219,20 mm; proex-iron wire; 8 DR	<b>Model:</b> TSS 90	REF <a href="#">100SG2459</a>
Sweeper brush, main - 48" or 1219,20 mm; stiff nylon; 8 DR	<b>Model:</b> TSS 90	REF <a href="#">100SG3514</a>
Sweeper brush, main - nylon herringbone	<b>Model:</b> TSS 90	REF <a href="#">100SG2454</a>



USED FOR  
**RCM**

used for: RCM series: ATOM

used for: **RCM** series: **ATOM**



## FILTER

Filter element, dust filter - polyester; optional	<b>Model:</b> ATOM E, H	<b>REF</b> <a href="#">100SG3408</a>
Filter element, dust filter - standard	<b>Model:</b> ATOM E, H	<b>REF</b> <a href="#">100SG3407</a>



## MOTOR


Motor, main broom - electric	<b>Model:</b> ATOM H	<b>REF</b> <a href="#">100SG3365</a>
Motor, shaker - 12 VDC	<b>Model:</b> ATOM H	<b>REF</b> <a href="#">100SG3378</a>
Motor, shaker - 24 VDC	<b>Model:</b> ATOM E	<b>REF</b> <a href="#">100SG3379</a>



## SWEEPER/BRUSH

Sweeper brush, curb - 7" or 177,80 mm; polypropylene; 3 SR	<b>Model:</b> ATOM E, H	<b>REF</b> <a href="#">100SG3387</a>
Sweeper brush, main - 20" or 508,00 mm; polypropylene; 8 SR	<b>Model:</b> ATOM E, H	<b>REF</b> <a href="#">100SG3406</a>
Sweeper brush, main - 28" or 711,20 mm; natural fiber; 6 DR	<b>Model:</b> ATOM E, H	<b>REF</b> <a href="#">100SG3394</a>
Sweeper brush, main - nylon	<b>Model:</b> ATOM E, H	<b>REF</b> <a href="#">100SG3399</a>

used for: **RCM** series: **BOXER**



## FILTER

Filter element, dust filter	<b>Model:</b> BOXER MONO D	<b>REF</b> <a href="#">100SG3402</a>
-----------------------------	----------------------------	--------------------------------------



## MOTOR

Motor, curb broom - hydraulic	<b>Model:</b> BOXER D, E, MONO D, S, SK, SUPER D, SUPER E	<b>REF</b> <a href="#">100SG3370</a>
Motor, main broom - hydraulic	<b>Model:</b> BOXER D, E, MONO D, S, SK, SUPER D, SUPER E	<b>REF</b> <a href="#">100SG3364</a>
Motor, shaker - 12 VDC	<b>Model:</b> BOXER MONO D	<b>REF</b> <a href="#">100SG3366</a>
Motor, shaker - 12 VDC; 110 W; 3000 RPM	<b>Model:</b> BOXER D	<b>REF</b> <a href="#">100SG3376</a>
Motor, shaker - 24 VDC	<b>Model:</b> BOXER E, SUPER E	<b>REF</b> <a href="#">100SG3377</a>



## SWEEPER/BRUSH

Sweeper brush, curb - 13" or 330,20 mm; nylon; 3 SR; RH	<b>Model:</b> BOXER D, E, MONO D, S, SK, SUPER D, SUPER E	<b>REF</b> <a href="#">100SG3392</a>
Sweeper brush, curb - 13" or 330,20 mm; polypropylene-iron wire; 3 SR; LH	<b>Model:</b> BOXER D, E, MONO D, S, SK, SUPER D, SUPER E	<b>REF</b> <a href="#">100SG3393</a>
Sweeper brush, curb - 15" or 381,00 mm; polypropylene; 3 SR; third brush	<b>Model:</b> BOXER D, E, MONO D, S, SK, SUPER D, SUPER E	<b>REF</b> <a href="#">100SG3389</a>
Sweeper brush, curb - 15" or 381,00 mm; polypropylene-iron wire; 3 SR; third brush	<b>Model:</b> BOXER D, E, MONO D, S, SK, SUPER D, SUPER E	<b>REF</b> <a href="#">100SG3391</a>
Sweeper brush, main - 32" or 812,80 mm; polypropylene 1.8; 6 DR	<b>Model:</b> BOXER D, E, MONO D, S, SK, SUPER D, SUPER E	<b>REF</b> <a href="#">100SG3401</a>
Sweeper brush, main - 33" or 838,20 mm; nylon; 6 DR	<b>Model:</b> BOXER D, E, MONO D, S, SK, SUPER D, SUPER E	<b>REF</b> <a href="#">100SG3403</a>
Sweeper brush, main - 33" or 838,20 mm; polypropylene 1.2; 6 DR	<b>Model:</b> BOXER D, E, MONO D, S, SK, SUPER D, SUPER E	<b>REF</b> <a href="#">100SG3404</a>

used for: RCM series: BRAVA

used for: **RCM** series: **BRAVA**



## FILTER

Filter element, dust filter - 30 micron	<b>Model:</b> BRAVA E/1, ET/1, H/1, HT/1	<b>REF</b> <a href="#">100SG3397</a>
Filter element, dust filter - 5 micron	<b>Model:</b> BRAVA E/1, ET/1, H/1, HT/1	<b>REF</b> <a href="#">100SG3400</a>
Filter element, dust filter - standard	<b>Model:</b> BRAVA E/1, ET/1, H/1, HT/1	<b>REF</b> <a href="#">100SG3395</a>



## SWEEPER/BRUSH

Sweeper brush, curb - 7" or 177,80 mm; polypropylene; 3 SR	<b>Model:</b> BRAVA E/1, ET/1, H/1, HT/1	<b>REF</b> <a href="#">100SG3390</a>
Sweeper brush, curb - 7" or 177,80 mm; polypropylene-iron wire	<b>Model:</b> BRAVA E/1, ET/1, H/1, HT/1	<b>REF</b> <a href="#">100SG3388</a>
Sweeper brush, main - 20" or 508,00 mm; nylon; 8 SR	<b>Model:</b> BRAVA E/1, ET/1, H/1, HT/1	<b>REF</b> <a href="#">100SG3398</a>
Sweeper brush, main - 20" or 508,00 mm; polypropylene; 8 SR	<b>Model:</b> BRAVA E/1, ET/1, H/1, HT/1	<b>REF</b> <a href="#">100SG3405</a>
Sweeper brush, main - natural fiber; 6 DR	<b>Model:</b> BRAVA E/1, ET/1, H/1, HT/1	<b>REF</b> <a href="#">100SG3396</a>

used for: **RCM** series: **MARK 1**

used for: **RCM** series: **MARK 1**



## FILTER

Filter complete, solution intake filter – cartridge - from sn 000001	<b>Model:</b> MARK 1	<b>REF</b> <a href="#">100SG2569</a>
Filter complete, solution intake filter – inline filter - from sn 000001	<b>Model:</b> MARK 1	<b>REF</b> <a href="#">100SG2568</a>



## HOSE

Hose, vacuum – pipe - from sn 000001	<b>Model:</b> MARK 1	<b>REF</b> <a href="#">100SG2553</a>
Hose, vacuum - from sn 000001	<b>Model:</b> MARK 1	<b>REF</b> <a href="#">100SG2554</a>



## MOTOR

Motor, main broom – 24 VDC; 1400 RPM - from sn 000001	<b>Model:</b> MARK 1	<b>REF</b> <a href="#">100SG2563</a>
Motor, main broom – electric - from sn 153759	<b>Model:</b> MARK 1	<b>REF</b> <a href="#">100SG2566</a>
Motor, main broom – electric - from sn 154042	<b>Model:</b> MARK 1	<b>REF</b> <a href="#">100SG2564</a>
Motor, main broom – electric - up to sn 154043	<b>Model:</b> MARK 1	<b>REF</b> <a href="#">100SG2567</a>

## SQUEEGEE

Blade, squeegee front – rubber; red; optional - from sn 159779	<b>Model:</b> MARK 1	<b>REF</b> <a href="#">100SG2557</a>
Blade, squeegee front – rubber - from sn 159780	<b>Model:</b> MARK 1	<b>REF</b> <a href="#">100SG2561</a>
Blade, squeegee front – rubber - from sn 152987	<b>Model:</b> MARK 1	<b>REF</b> <a href="#">100SG2551</a>
Blade, squeegee front – rubber - from sn 159779	<b>Model:</b> MARK 1	<b>REF</b> <a href="#">100SG2556</a>
Blade, squeegee rear – 33 shore - from sn 159779	<b>Model:</b> MARK 1	<b>REF</b> <a href="#">100SG2559</a>
Blade, squeegee rear – polyurethane; optional - up to sn 159779	<b>Model:</b> MARK 1	<b>REF</b> <a href="#">100SG2558</a>
Blade, squeegee rear – rubber - from sn 159780	<b>Model:</b> MARK 1	<b>REF</b> <a href="#">100SG2560</a>
Blade, squeegee rear – rubber - from sn 152987	<b>Model:</b> MARK 1	<b>REF</b> <a href="#">100SG2552</a>
Blade, squeegee rear – rubber - from sn 159779	<b>Model:</b> MARK 1	<b>REF</b> <a href="#">100SG2555</a>



## VACUUM MOTOR

Motor, vacuum – 24 VDC; 400 W; electric - from sn 000001	<b>Model:</b> MARK 1	<b>REF</b> <a href="#">100SG2562</a>
Motor, vacuum – 36 VDC; electric; optional - from sn 000001	<b>Model:</b> MARK 1	<b>REF</b> <a href="#">100SG2565</a>





USED FOR  
**TASKI**



used for: TASKI series: COMBIMAT SWINGO 2500

used for: **TASKI** series: **COMBIMAT SWINGO 2500**



## FILTER

Filter element, solution intake filter	<b>Model:</b> COMBIMAT SWINGO 2500	<b>REF</b> <a href="#">100SG2570</a>
--	------------------------------------	--------------------------------------



## HOSE

Hose, drain	<b>Model:</b> COMBIMAT SWINGO 2500	<b>REF</b> <a href="#">100SG2577</a>
Hose, vacuum	<b>Model:</b> COMBIMAT SWINGO 2500	<b>REF</b> <a href="#">100SG2578</a>



## SQUEEGEE

Blade, squeegee inner	<b>Model:</b> COMBIMAT SWINGO 2500	<b>REF</b> <a href="#">100SG2574</a>
Blade, squeegee outer	<b>Model:</b> COMBIMAT SWINGO 2500	<b>REF</b> <a href="#">100SG2573</a>



## SWEEPER/BRUSH

Filter element – solution intake filter – 30 mesh, with guard - from sn 00001560	<b>Model:</b> COMBIMAT SWINGO 2500	<b>REF</b> <a href="#">100SG2587</a>
Scrubber brush, main - polypropylene 0.3; light blue	<b>Model:</b> COMBIMAT SWINGO 2500	<b>REF</b> <a href="#">100SG2586</a>
Scrubber brush, main - abrasive nylon 1.6; 46 grit	<b>Model:</b> COMBIMAT SWINGO 2500	<b>REF</b> <a href="#">100SG2590</a>



## VACUUM MOTOR

Motor, vacuum - 24 VDC; 650 W	<b>Model:</b> COMBIMAT SWINGO 2500	<b>REF</b> <a href="#">100SG2579</a>
-------------------------------	------------------------------------	--------------------------------------

used for: **TASKI** series: **COMBIMAT SWINGO 3500**



## FILTER

Filter element, solution intake filter	<b>Model:</b> COMBIMAT SWINGO 3500	<b>REF</b> <a href="#">100SG2570</a>
--	------------------------------------	--------------------------------------



## HOSE

Hose, drain	<b>Model:</b> COMBIMAT SWINGO 3500	<b>REF</b> <a href="#">100SG2577</a>
Hose, vacuum	<b>Model:</b> COMBIMAT SWINGO 3500	<b>REF</b> <a href="#">100SG2578</a>



## SQUEEGEE

Blade, squeegee inner	<b>Model:</b> COMBIMAT SWINGO 3500	<b>REF</b> <a href="#">100SG2576</a>
Blade, squeegee outer	<b>Model:</b> COMBIMAT SWINGO 3500	<b>REF</b> <a href="#">100SG2575</a>



## SWEEPER/BRUSH

Scrubber brush, main - 16" or 406,40 mm; polypropylene 0.3; 8 SR; light blue	<b>Model:</b> COMBIMAT SWINGO 3500	<b>REF</b> <a href="#">100SG2588</a>
Scrubber brush, main - 16" or 406,40 mm; polypropylene 0.6; 8 SR; white	<b>Model:</b> COMBIMAT SWINGO 3500	<b>REF</b> <a href="#">100SG2589</a>
Scrubber brush, main - abrasive nylon 1.6; 46 grit	<b>Model:</b> COMBIMAT SWINGO 3500	<b>REF</b> <a href="#">100SG2591</a>



## VACUUM MOTOR

Motor, vacuum - 24 VDC; 650 W	<b>Model:</b> COMBIMAT SWINGO 3500	<b>REF</b> <a href="#">100SG2579</a>
-------------------------------	------------------------------------	--------------------------------------

used for: **TASKI** series: **COMBIMAT SWINGO 3500**

used for: **TASKI** series: **SWINGO 750B**

used for: **TASKI** series: **SWINGO 750B**



## FILTER

Filter element, solution intake filter	<b>Model:</b> SWINGO 750B	<b>REF</b> <a href="#">100SG2571</a>
Filter, vacuum motor	<b>Model:</b> SWINGO 750B	<b>REF</b> <a href="#">100SG2584</a>



## HOSE

Hose, drain	<b>Model:</b> SWINGO 750B	<b>REF</b> <a href="#">100SG2577</a>
Hose, vacuum	<b>Model:</b> SWINGO 750B	<b>REF</b> <a href="#">100SG2572</a>



## SQUEEGEE

Blade, squeegee front	<b>Model:</b> SWINGO 750B	<b>REF</b> <a href="#">100SG2580</a>
Blade, squeegee rear	<b>Model:</b> SWINGO 750B	<b>REF</b> <a href="#">100SG2581</a>



## SWEEPER/BRUSH

Scrubber brush, main - 15" or 381,00 mm; Union; 10 SR	<b>Model:</b> SWINGO 750B	<b>REF</b> <a href="#">101SG3564</a>
Scrubber brush, main - 16" or 406,40 mm; polypropylene 0.4; 9 SR	<b>Model:</b> SWINGO 750B	<b>REF</b> <a href="#">101SG3563</a>
Scrubber brush, main - 16" or 406,40 mm; polypropylene 0.7; 7 SR	<b>Model:</b> SWINGO 750B	<b>REF</b> <a href="#">101SG3562</a>



## VACUUM MOTOR

Motor, vacuum - 24 VDC; 400 W	<b>Model:</b> SWINGO 750B	<b>REF</b> <a href="#">100SG2585</a>
-------------------------------	---------------------------	--------------------------------------



USED FOR  
**TENNANT**

used for: **TENNANT** series: **265**

used for: **TENNANT** series: **265**



## FILTER

Filter element, dust filter	<b>Model:</b> 265	<b>REF</b> <a href="#">100SG2930</a>
-----------------------------	-------------------	--------------------------------------



## SWEEPER/BRUSH

Sweeper brush, curb - 13" or 330,20 mm; iron wire; 3 SR	<b>Model:</b> 265	<b>REF</b> <a href="#">101SG3569</a>
Sweeper brush, curb - 13" or 330,20 mm; polypropylene; 2 SR	<b>Model:</b> 265	<b>REF</b> <a href="#">101SG3568</a>
Sweeper brush, main - 42" or 1066,80 mm; natural fiber; 8 DR	<b>Model:</b> 265	<b>REF</b> <a href="#">101SG3566</a>
Sweeper brush, main - 42" or 1066,80 mm; natural fiber-iron wire; 8 DR	<b>Model:</b> 265	<b>REF</b> <a href="#">101SG3565</a>
Sweeper brush, main - 42" or 1066,80 mm; polypropylene; 8 DR	<b>Model:</b> 265	<b>REF</b> <a href="#">101SG3567</a>

used for: **TENNANT** series: **355**



## FILTER

Filter element, dust filter - hopper; panel type; perma filter; metal; sn 00000001 - 00005639	<b>Model:</b> 355	<b>REF</b> <a href="#">100SG2937</a>
---	-------------------	--------------------------------------



## MOTOR

Motor, main broom - hydraulic; gear; total length: 198,00 mm; sn 00000001 - 00002147	<b>Model:</b> 355	<b>REF</b> <a href="#">100SG2932</a>
--	-------------------	--------------------------------------

Motor, main broom - hydraulic; gear; total length: 200,00 mm; from sn 00000001	<b>Model:</b> 355	<b>REF</b> <a href="#">100SG2984</a>
--	-------------------	--------------------------------------



## SWEEPER/BRUSH

Sweeper brush, curb - 23" or 584,20 mm; iron wire; 3 SR	<b>Model:</b> 355	<b>REF</b> <a href="#">100SG3497</a>
Sweeper brush, curb - 23" or 584,20 mm; nylon; 3 SR	<b>Model:</b> 355	<b>REF</b> <a href="#">100SG3411</a>
Sweeper brush, curb - 23" or 584,20 mm; polypropylene; 3 SR	<b>Model:</b> 355	<b>REF</b> <a href="#">100SG3496</a>
Sweeper brush, curb, main - 45" or 1143,00 mm; iron wire; 8 DR	<b>Model:</b> 355	<b>REF</b> <a href="#">100SG2949</a>
Sweeper brush, main - 45" or 1143,00 mm; natural fiber-iron wire; 24 SR	<b>Model:</b> 355	<b>REF</b> <a href="#">100SG2936</a>
Sweeper brush, main, curb - 45" or 1143,00 mm; nylon patrol; 5 DR	<b>Model:</b> 355	<b>REF</b> <a href="#">100SG2962</a>
Sweeper brush, main - 45" or 1143,00 mm; nylon; 24 SR	<b>Model:</b> 355	<b>REF</b> <a href="#">100SG3492</a>
Sweeper brush, main - 45" or 1143,00 mm; nylon; 8 DR	<b>Model:</b> 355	<b>REF</b> <a href="#">100SG3493</a>
Sweeper brush, main, curb - 45" or 1143,00 mm; polypropylene; 5 DR	<b>Model:</b> 355	<b>REF</b> <a href="#">100SG2963</a>
Sweeper brush, main - 45" or 1143,00 mm; polypropylene-iron wire; 8 DR	<b>Model:</b> 355	<b>REF</b> <a href="#">100SG3494</a>
Sweeper brush, curb; main - 45" or 1143,00 mm; sand wedge polypropylene; 30 SR	<b>Model:</b> 355	<b>REF</b> <a href="#">100SG2832</a>

used for: **TENNANT** series: **385**



### FILTER

Filter element, dust filter - hopper; panel type; perma filter; metal; sn 00000001 - 00005639	<b>Model:</b> 385	<b>REF</b> <a href="#">100SG2937</a>
---	-------------------	--------------------------------------



### MOTOR

Motor, main broom - hydraulic; gear; total length: 198,00 mm; sn 00000001 - 00002147	<b>Model:</b> 385	<b>REF</b> <a href="#">100SG2932</a>
Motor, main broom - hydraulic; gear; total length: 200,00 mm; from sn 00000001	<b>Model:</b> 385	<b>REF</b> <a href="#">100SG2984</a>



### SWEEPER/BRUSH

Sweeper brush, curb - 23" or 584,20 mm; iron wire; 3 SR	<b>Model:</b> 385	<b>REF</b> <a href="#">100SG3497</a>
Sweeper brush, curb - 23" or 584,20 mm; nylon; 3 SR	<b>Model:</b> 385	<b>REF</b> <a href="#">100SG3411</a>
Sweeper brush, curb - 23" or 584,20 mm; polypropylene; 3 SR	<b>Model:</b> 385	<b>REF</b> <a href="#">100SG3496</a>
Sweeper brush, curb, main - 45" or 1143,00 mm; iron wire; 8 DR	<b>Model:</b> 385	<b>REF</b> <a href="#">100SG2949</a>
Sweeper brush, main - 45" or 1143,00 mm; natural fiber-iron wire; 24 SR	<b>Model:</b> 385	<b>REF</b> <a href="#">100SG2936</a>
Sweeper brush, main, curb - 45" or 1143,00 mm; nylon patrol; 5 DR	<b>Model:</b> 385	<b>REF</b> <a href="#">100SG2962</a>
Sweeper brush, main - 45" or 1143,00 mm; nylon; 24 SR	<b>Model:</b> 385	<b>REF</b> <a href="#">100SG3492</a>
Sweeper brush, main - 45" or 1143,00 mm; nylon; 8 DR	<b>Model:</b> 385	<b>REF</b> <a href="#">100SG3493</a>
Sweeper brush, main, curb - 45" or 1143,00 mm; polypropylene; 5 DR	<b>Model:</b> 385	<b>REF</b> <a href="#">100SG2963</a>
Sweeper brush, main - 45" or 1143,00 mm; polypropylene-iron wire; 8 DR	<b>Model:</b> 385	<b>REF</b> <a href="#">100SG3494</a>



used for: **TENNANT** series: 515



## FILTER

Filter element, solution intake filter –from sn 00004434	<b>Model:</b> 515	<b>REF</b> <a href="#">100SG2734</a>
Filter element, dust filter - recovery tank	<b>Model:</b> 515	<b>REF</b> <a href="#">100SG2837</a>



## HOSE

Hose, vacuum - power wand; from sn 00000001	<b>Model:</b> 515	<b>REF</b> <a href="#">100SG2945</a>
Hose, vacuum – rear squeegee; recovery tank	<b>Model:</b> 515	<b>REF</b> <a href="#">100SG2730</a>
Hose, vacuum - side squeegee; from sn 00000001	<b>Model:</b> 515	<b>REF</b> <a href="#">100SG2793</a>
Hose, vacuum – from sn 00000001	<b>Model:</b> 515	<b>REF</b> <a href="#">100SG2927</a>



## MOTOR

Motor, scrub brush - 36 VDC; 28 A; 2200 RPM; max pro 1000, 2 brush system and max pro 1200, 3 brush system	<b>Model:</b> 515	<b>REF</b> <a href="#">100SG2728</a>
Motor, scrub brush - 36 VDC; 47 A; 2200 RPM; heavy-duty; max pro 1000	<b>Model:</b> 515	<b>REF</b> <a href="#">100SG2861</a>



## SQUEEGEE

Blade, squeegee front - red gum; max pro 1200, 3 brush system	<b>Model:</b> 515	<b>REF</b> <a href="#">100SG2792</a>
Blade, squeegee rear - inner; neoprene; optional; from sn 00000001	<b>Model:</b> 515	<b>REF</b> <a href="#">100SG2783</a>
Blade, squeegee rear - gasket	<b>Model:</b> 515	<b>REF</b> <a href="#">100SG2994</a>
Blade, squeegee rear - outer; rubber; from sn 00000001	<b>Model:</b> 515	<b>REF</b> <a href="#">100SG2775</a>
Blade, squeegee side - 28" or 711,20 mm; LH, RH, red gum, max pro 1000, 2 scrub brush system	<b>Model:</b> 515	<b>REF</b> <a href="#">100SG2995</a>
Blade, squeegee side - RH; max pro 1200, 3 scrub brush system	<b>Model:</b> 515	<b>REF</b> <a href="#">100SG2791</a>



## SWEEPER/BRUSH

Scrubber brush, main - 16" or 406,40 mm; polypropylene; 7 SR	<b>Model:</b> 515	<b>REF</b> <a href="#">100SG2778</a>
Scrubber brush, main - 16" or 406,40 mm; polypropylene; 8 SR	<b>Model:</b> 515	<b>REF</b> <a href="#">100SG3409</a>
Scrubber brush, main - 20" or 508,00 mm; nylon; 10 SR; max pro 1000, 2 brush system	<b>Model:</b> 515	<b>REF</b> <a href="#">100SG2727</a>
Scrubber brush, main - 20" or 508,00 mm; polypropylene; 10 SR; max pro 1000, 2 brush system	<b>Model:</b> 515	<b>REF</b> <a href="#">100SG2726</a>



## VACUUM MOTOR

Motor, vacuum - 36 VDC; 550 W; from sn 00000001	<b>Model:</b> 515	<b>REF</b> <a href="#">100SG3430</a>
---	-------------------	--------------------------------------

used for: **TENNANT** series: **800**



### FILTER

Filter element, dust filter - hopper	<b>Model:</b> 800	<b>REF</b> <a href="#">100SG2959</a>
Filter element, dust filter - shaker panel; optional	<b>Model:</b> 800, 800D rev.04	<b>REF</b> <a href="#">100SG2926</a>
Filter element, dust filter - shaker panel; standard	<b>Model:</b> 800, 800D, 800D rev.04	<b>REF</b> <a href="#">100SG2958</a>



### MOTOR

Motor, main broom - hydraulic; gear; total length: 198,00 mm; sn 00000001 - 00002147	<b>Model:</b> 800, 800D, 800D rev.04	<b>REF</b> <a href="#">100SG2932</a>
--	--------------------------------------	--------------------------------------



### SWEEPER/BRUSH

Sweeper brush, curb - 18" or 457,20 mm; nylon; 3 SR	<b>Model:</b> 800, 800D, 800D rev.04	<b>REF</b> <a href="#">101SG3570</a>
Sweeper brush, curb - 18" or 458,00 mm; polypropylene; 3 SR	<b>Model:</b> 800, 800D, 800D rev.04	<b>REF</b> <a href="#">101SG3572</a>
Sweeper brush, main - 49" or 1244,60 mm; polypropylene; 30 MR; wedge	<b>Model:</b> 800, 800D, 800D rev.04	<b>REF</b> <a href="#">101SG3574</a>
Sweeper brush, main - 49" or 1244,60 mm; polypropylene; 8 DR	<b>Model:</b> 800, 800D, 800D rev.04	<b>REF</b> <a href="#">101SG3573</a>

used for: **TENNANT** series: 5680



## FILTER

Filter element, dust filter - panel type	<b>Model:</b> 5680	<b>REF</b> <a href="#">101SG3576</a>
Filter, solution inline - screen	<b>Model:</b> 5680	<b>REF</b> <a href="#">101SG3577</a>



## HOSE

Hose, vacuum - recovery tank inlet; straight; flexible	<b>Model:</b> 5680	<b>REF</b> <a href="#">100SG2849</a>
Hose, vacuum	<b>Model:</b> 5680	<b>REF</b> <a href="#">100SG2737</a>

## SQUEEGEE

Blade, squeegee inner; front - 28" or 711,20 mm; front; oil-resistant	<b>Model:</b> 5680	<b>REF</b> <a href="#">100SG2757</a>
Blade, squeegee inner; front - 28" or 711,20 mm; tile	<b>Model:</b> 5680	<b>REF</b> <a href="#">100SG2755</a>
Blade, squeegee front - 32" or 812,80 mm; rubber	<b>Model:</b> 5680	<b>REF</b> <a href="#">100SG2738</a>
Blade, squeegee inner; front - 32" or 812,80 mm; front; oil-resistant	<b>Model:</b> 5680	<b>REF</b> <a href="#">100SG2758</a>
Blade, squeegee inner; rear - 32" or 812,80 mm; tile	<b>Model:</b> 5680	<b>REF</b> <a href="#">100SG2754</a>
Blade, squeegee inner - 36" or 914,40 mm; front	<b>Model:</b> 5680	<b>REF</b> <a href="#">100SG2760</a>
Blade, squeegee inner - 36" or 914,40 mm; front; oil-resistant	<b>Model:</b> 5680	<b>REF</b> <a href="#">100SG2762</a>
Blade, squeegee inner; front - 36" or 914,40 mm; tile	<b>Model:</b> 5680	<b>REF</b> <a href="#">100SG2761</a>
Blade, squeegee rear - 28" or 711,20 mm; gum	<b>Model:</b> 5680	<b>REF</b> <a href="#">100SG3437</a>
Blade, squeegee rear - 28" or 711,20 mm; neoprene	<b>Model:</b> 5680	<b>REF</b> <a href="#">100SG3436</a>
Blade, squeegee rear - 28" or 711,20 mm; polyurethane; oil-resistant	<b>Model:</b> 5680	<b>REF</b> <a href="#">100SG3439</a>
Blade, squeegee rear - 32" or 812,80 mm; red gum	<b>Model:</b> 5680	<b>REF</b> <a href="#">100SG3431</a>
Blade, squeegee rear - 32" or 812,80 mm; rubber; for tile	<b>Model:</b> 5680	<b>REF</b> <a href="#">100SG2756</a>
Blade, squeegee rear - 32" or 812,80 mm; rubber; oil-resistant	<b>Model:</b> 5680	<b>REF</b> <a href="#">100SG3438</a>
Blade, squeegee rear - 32" or 812,80 mm; polyurethane; oil-resistant	<b>Model:</b> 5680	<b>REF</b> <a href="#">100SG3448</a>
Blade, squeegee rear - 36" or 914,40 mm; red gum; 49.37i	<b>Model:</b> 5680	<b>REF</b> <a href="#">100SG3440</a>
Blade, squeegee rear - 36" or 914,40 mm; rubber	<b>Model:</b> 5680	<b>REF</b> <a href="#">100SG3441</a>



## SWEEPER/BRUSH

Scrubber brush, abrasive, main - 14" or 355,60 mm; nylon; 6 SR	<b>Model:</b> 5680	<b>REF</b> <a href="#">100SG3433</a>
Scrubber brush, curb, main - 14" or 355,60 mm; polypropylene; 6 SR	<b>Model:</b> 5680	<b>REF</b> <a href="#">100SG3432</a>
Scrubber brush, main - 16" or 406,40 mm; polypropylene; 7 SR	<b>Model:</b> 5680	<b>REF</b> <a href="#">100SG2778</a>
Scrubber brush, main - 16" or 406,40 mm; polypropylene; 8 SR	<b>Model:</b> 5680	<b>REF</b> <a href="#">100SG3409</a>
Sweeper brush, curb, main - 18" or 457,20 mm; nylon; 8 SR	<b>Model:</b> 5680	<b>REF</b> <a href="#">100SG3429</a>
Scrubber brush, curb, main - 18" or 457,20 mm; polypropylene; 8 SR	<b>Model:</b> 5680	<b>REF</b> <a href="#">100SG3427</a>
Scrubber brush, main - 28" or 711,20 mm; nylon; 18 SR; cylindrical	<b>Model:</b> 5680	<b>REF</b> <a href="#">100SG2741</a>
Sweeper brush, main - 28" or 711,20 mm; polypropylene; 18 SR; cylindrical	<b>Model:</b> 5680	<b>REF</b> <a href="#">100SG2846</a>
Scrubber brush, main - 32" or 812,80 mm; nylon; 18 SR; cylindrical	<b>Model:</b> 5680	<b>REF</b> <a href="#">100SG2744</a>
Sweeper brush, main - 31" or 787,40 mm; polypropylene; 18 SR; cylindrical	<b>Model:</b> 5680	<b>REF</b> <a href="#">100SG2847</a>
Scrubber brush, main - 36" or 914,40 mm; nylon; 18 SR; cylindrical	<b>Model:</b> 5680	<b>REF</b> <a href="#">100SG2747</a>
Sweeper brush, main - 36" or 914,40 mm; polypropylene 1,2; 18 SR; cylindrical	<b>Model:</b> 5680	<b>REF</b> <a href="#">100SG2848</a>



## VACUUM MOTOR

Motor, vacuum - 36 VDC	<b>Model:</b> 5680	<b>REF</b> <a href="#">101SG3575</a>
------------------------	--------------------	--------------------------------------

used for: **TENNANT** series: **5700**

used for: **TENNANT** series: **5700**



## FILTER

Filter element, solution intake filter - from sn 2492	<b>Model:</b> 5700	<b>REF</b> <a href="#">100SG3449</a>
Filter element, dust filter - recovery tank	<b>Model:</b> 5700	<b>REF</b> <a href="#">100SG2837</a>



## HOSE

Hose, drain - recovery tank	<b>Model:</b> 5700, 5700XP	<b>REF</b> <a href="#">100SG3462</a>
Hose drain - solution tank - from sn 22109	<b>Model:</b> 5700	<b>REF</b> <a href="#">100SG3416</a>
Hose, vacuum - debris tray; max pro 1000; cylindrical brush; with 1 cuff; outer diameter: 1,00"; length: 23,00"; sn 00000001 - 00003545	<b>Model:</b> 5700, 5700XP	<b>REF</b> <a href="#">100SG2765</a>
Hose, vacuum - power wand; 118" or 2997,20 mm	<b>Model:</b> 5700	<b>REF</b> <a href="#">100SG2946</a>
Hose, vacuum - recovery tank inlet; short; curved	<b>Model:</b> 5700	<b>REF</b> <a href="#">100SG2753</a>
Hose, vacuum - recovery tank inlet; straight; flexible	<b>Model:</b> 5700, 5700XP	<b>REF</b> <a href="#">100SG2849</a>
Hose, vacuum - wand	<b>Model:</b> 5700	<b>REF</b> <a href="#">100SG2941</a>



## MOTOR

Motor, scrub brush - 36 VDC; 15 A; 320 RPM; 0,36 kW; 0,45 HP; disk scrub deck - from sn 00022500	<b>Model:</b> 5700	<b>REF</b> <a href="#">100SG2863</a>
Motor, scrub brush - 36 VDC; 15 A; 320 RPM; 0,36 kW; 0,5 HP - from sn 00022499	<b>Model:</b> 5700	<b>REF</b> <a href="#">100SG2766</a>
Motor, scrub brush - 36 VDC; 17 A; 1725 RPM; cylindrical scrub deck; sn 00000001 - 00018380	<b>Model:</b> 5700	<b>REF</b> <a href="#">100SG2764</a>
Motor, scrub brush - 36 VDC; 21 A; 330 RPM; sn 00000001 - 00022498	<b>Model:</b> 5700	<b>REF</b> <a href="#">100SG2763</a>
Motor, scrub brush - 36 VDC; 28 A; disk scrub deck; heavy-duty	<b>Model:</b> 5700	<b>REF</b> <a href="#">100SG2739</a>



## SQUEEGEE

Blade kit, squeegee - 22" or 558,80 mm; oil-resistant; tight aisle group	<b>Model:</b> 5700, 5700XP	<b>REF</b> <a href="#">100SG3468</a>
Blade kit, squeegee - 22" or 558,80 mm; tile; tight aisle group	<b>Model:</b> 5700, 5700XP	<b>REF</b> <a href="#">100SG3467</a>
Blade kit, squeegee - 28" or 711,20 mm; gum rubber; tile	<b>Model:</b> 5700, 5700XP	<b>REF</b> <a href="#">100SG3442</a>
Blade kit, squeegee - 28" or 711,20 mm; polyurethane; oil-resistant	<b>Model:</b> 5700, 5700XP	<b>REF</b> <a href="#">100SG3445</a>
Blade kit, squeegee - 32" or 812,80 mm; gum rubber; tile	<b>Model:</b> 5700, 5700XP	<b>REF</b> <a href="#">100SG3443</a>
Blade kit, squeegee - 32" or 812,80 mm; polyurethane; oil-resistant	<b>Model:</b> 5700, 5700XP	<b>REF</b> <a href="#">100SG3446</a>
Blade kit, squeegee - 36" or 914,40 mm; gum rubber; tile	<b>Model:</b> 5700, 5700XP	<b>REF</b> <a href="#">100SG3444</a>
Blade kit, squeegee - 36" or 914,40 mm; polyurethane; oil-resistant	<b>Model:</b> 5700, 5700XP	<b>REF</b> <a href="#">100SG3447</a>
Blade, squeegee front - 22" or 558,80 mm; tight aisle; rubber	<b>Model:</b> 5700, 5700XP	<b>REF</b> <a href="#">100SG3459</a>
Blade, squeegee front - 22" or 558,80 mm; tight aisle; oil-resistant	<b>Model:</b> 5700, 5700XP	<b>REF</b> <a href="#">100SG3465</a>
Blade, squeegee front - 22" or 558,80 mm; tight aisle; tile	<b>Model:</b> 5700, 5700XP	<b>REF</b> <a href="#">100SG3463</a>
Blade, squeegee front - 28" or 711,20 mm; rubber	<b>Model:</b> 5700, 5700XP	<b>REF</b> <a href="#">100SG3435</a>
Blade, squeegee inner; front - 28" or 711,20 mm; front; oil-resistant	<b>Model:</b> 5700, 5700XP	<b>REF</b> <a href="#">100SG2757</a>
Blade, squeegee inner; front - 28" or 711,20 mm; tile	<b>Model:</b> 5700, 5700XP	<b>REF</b> <a href="#">100SG2755</a>
Blade, squeegee front - 32" or 812,80 mm; rubber	<b>Model:</b> 5700, 5700XP	<b>REF</b> <a href="#">100SG2738</a>
Blade, squeegee inner; front - 32" or 812,80 mm; front; oil-resistant	<b>Model:</b> 5700, 5700XP	<b>REF</b> <a href="#">100SG2758</a>
Blade, squeegee front - 32" or 812,80 mm; tile	<b>Model:</b> 5700, 5700XP	<b>REF</b> <a href="#">100SG3451</a>
Blade, squeegee inner - 36" or 914,40 mm; front	<b>Model:</b> 5700, 5700XP	<b>REF</b> <a href="#">100SG2760</a>
Blade, squeegee inner - 36" or 914,40 mm; front; oil-resistant	<b>Model:</b> 5700, 5700XP	<b>REF</b> <a href="#">100SG2762</a>
Blade, squeegee inner; front - 36" or 914,40 mm; tile	<b>Model:</b> 5700, 5700XP	<b>REF</b> <a href="#">100SG2761</a>
Blade, squeegee rear - 22" or 558,80 mm; tight aisle; neoprene	<b>Model:</b> 5700, 5700XP	<b>REF</b> <a href="#">100SG3460</a>
Blade, squeegee rear - 22" or 558,80 mm; tight aisle; oil-resistant	<b>Model:</b> 5700, 5700XP	<b>REF</b> <a href="#">100SG3466</a>
Blade, squeegee rear - 22" or 558,80 mm; tight aisle; tile	<b>Model:</b> 5700, 5700XP	<b>REF</b> <a href="#">100SG3464</a>
Blade, squeegee rear - 28" or 711,20 mm; gum	<b>Model:</b> 5700, 5700XP	<b>REF</b> <a href="#">100SG3437</a>
Blade, squeegee rear - 28" or 711,20 mm; neoprene	<b>Model:</b> 5700, 5700XP	<b>REF</b> <a href="#">100SG3436</a>
Blade, squeegee rear - 28" or 711,20 mm; polyurethane; oil-resistant	<b>Model:</b> 5700, 5700XP	<b>REF</b> <a href="#">100SG3439</a>
Blade, squeegee rear - 32" or 812,80 mm; red gum	<b>Model:</b> 5700, 5700XP	<b>REF</b> <a href="#">100SG3431</a>
Blade, squeegee rear - 32" or 812,80 mm; rubber; for tile	<b>Model:</b> 5700	<b>REF</b> <a href="#">100SG2756</a>
Blade, squeegee rear - 32" or 812,80 mm; gum	<b>Model:</b> 5700XP	<b>REF</b> <a href="#">100SG3452</a>
Blade, squeegee rear - 32" or 812,80 mm; rubber; oil-resistant	<b>Model:</b> 5700, 5700XP	<b>REF</b> <a href="#">100SG3438</a>

Blade, squeegee inner; rear - 32" or 812,80 mm; tile	<b>Model:</b> 5700	REF <a href="#">100SG2754</a>
Blade, squeegee rear - 36" or 914,40 mm; red gum; 49.37i	<b>Model:</b> 5700, 5700XP	REF <a href="#">100SG3440</a>
Blade, squeegee rear - 36" or 914,40 mm; rubber	<b>Model:</b> 5700, 5700XP	REF <a href="#">100SG3441</a>
Blade, squeegee rear - 32" or 812,80 mm; polyurethane; oil-resistant	<b>Model:</b> 5700, 5700XP	REF <a href="#">100SG3448</a>
Blade, squeegee side - 22" or 558,80 mm; tight aisle group	<b>Model:</b> 5700, 5700XP	REF <a href="#">100SG3461</a>



## SWEEPER/BRUSH

Scrubber brush, main - 14" or 355,60 mm; abrasive; 6 SR	<b>Model:</b> 5700, 5700XP	REF <a href="#">100SG3434</a>
Scrubber brush, abrasive, main - 14" or 355,60 mm; nylon; 6 SR	<b>Model:</b> 5700, 5700XP	REF <a href="#">100SG3433</a>
Scrubber brush, curb, main - 14" or 355,60 mm; polypropylene; 6 SR	<b>Model:</b> 5700, 5700XP	REF <a href="#">100SG3432</a>
Scrubber brush, main - 16" or 406,40 mm; polypropylene; 8 SR	<b>Model:</b> 5700, 5700XP	REF <a href="#">100SG3409</a>
Scrubber brush, main - 16" or 406,40 mm; Tynex; 7 SR	<b>Model:</b> 5700, 5700XP	REF <a href="#">100SG3410</a>
Scrubber brush, main - 18" or 457,20 mm; abrasive; 8 SR	<b>Model:</b> 5700, 5700XP	REF <a href="#">100SG3428</a>
Sweeper brush, curb, main - 18" or 457,20 mm; nylon; 8 SR	<b>Model:</b> 5700, 5700XP	REF <a href="#">100SG3429</a>
Scrubber brush, curb, main - 18" or 457,20 mm; polypropylene; 8 SR	<b>Model:</b> 5700, 5700XP	REF <a href="#">100SG3427</a>
Scrubber brush, main - 28" or 711,20 mm; nylon; 18 SR; cylindrical	<b>Model:</b> 5700, 5700XP	REF <a href="#">100SG2741</a>
Scrubber brush, main - 28" or 711,20 mm; polypropylene 0,7; 18 SR; cylindrical	<b>Model:</b> 5700, 5700XP	REF <a href="#">100SG2740</a>
Scrubber brush, main - 28" or 711,20 mm; polypropylene; 18 SR; cylindrical	<b>Model:</b> 5700, 5700XP	REF <a href="#">100SG2846</a>
Scrubber brush, main - 28" or 711,20 mm; Tynex; abrasive; 18 SR; cylindrical	<b>Model:</b> 5700, 5700XP	REF <a href="#">100SG2742</a>
Scrubber brush, main - 32" or 812,80 mm; nylon; 18 SR; cylindrical	<b>Model:</b> 5700, 5700XP	REF <a href="#">100SG2744</a>
Scrubber brush, main - 32" or 812,80 mm; polypropylene; 18 SR; grout; cylindrical	<b>Model:</b> 5700, 5700XP	REF <a href="#">100SG2743</a>
Scrubber brush, main - 16" or 406,40 mm; polypropylene; 7 SR	<b>Model:</b> 5700, 5700XP	REF <a href="#">100SG2778</a>
Scrubber brush, main - 32" or 812,80 mm; Tynex; 18 SR; abrasive; cylindrical	<b>Model:</b> 5700, 5700XP	REF <a href="#">100SG2745</a>
Scrubber brush, main - 36" or 914,40 mm; nylon; 18 SR; cylindrical	<b>Model:</b> 5700, 5700XP	REF <a href="#">100SG2747</a>
Scrubber brush, main - 36" or 914,40 mm; polypropylene 0,6; 18 SR; cylindrical	<b>Model:</b> 5700, 5700XP	REF <a href="#">100SG2746</a>
Scrubber brush, main - 36" or 914,40 mm; polypropylene 1,2; 18 SR; cylindrical	<b>Model:</b> 5700, 5700XP	REF <a href="#">100SG2848</a>
Scrubber brush, main - 36" or 914,40 mm; Tynex; 18 SR; abrasive; cylindrical	<b>Model:</b> 5700, 5700XP	REF <a href="#">100SG2748</a>
Sweeper brush, main - 31" or 787,40 mm; polypropylene; 18 SR; cylindrical	<b>Model:</b> 5700, 5700XP	REF <a href="#">100SG2847</a>



## VACUUM MOTOR

Motor, vacuum - 36 VDC; 550 W; 3 stage; fan and motor; fan and motor; squeegee; from sn 00003390	<b>Model:</b> 5700	REF <a href="#">100SG3486</a>
Motor, vacuum - 36 VDC; 550 W; from sn 00000001	<b>Model:</b> 5700XP	REF <a href="#">100SG3430</a>

used for: **TENNANT** series: **6100**



## FILTER

Filter element, dust filter	<b>Model:</b> 6100E	<b>REF</b> <a href="#">100SG3426</a>
Filter element, dust filter - 64 pleats; used for: Robin EH34; fuel type: gasoline/LPG	<b>Model:</b> 6100	<b>REF</b> <a href="#">100SG2854</a>
Filter element, dust filter - used for: Robin EH34; fuel type: gasoline/LPG	<b>Model:</b> 6100	<b>REF</b> <a href="#">100SG3506</a>



## HOSE

Hose, vacuum - inner diameter: 0,16"; length: 15"; used for: Robin EH34; fuel type: gasoline/LPG	<b>Model:</b> 6100	<b>REF</b> <a href="#">100SG2733</a>
Hose, vacuum - inner diameter: 0,16"; length: 19" or 483 mm; used for: Robin EH34; fuel type: gasoline/type	<b>Model:</b> 6100	<b>REF</b> <a href="#">100SG2985</a>



## MOTOR

Motor, curb broom LH - 12 VDC; used for: Robin EH34; fuel type: gasoline/LPG	<b>Model:</b> 6100	<b>REF</b> <a href="#">100SG3471</a>
Motor, curb broom LH - 36 VDC; 80 RPM	<b>Model:</b> 6100E	<b>REF</b> <a href="#">100SG3412</a>
Motor, curb broom RH - 12 VDC; 80 RPM; used for: Robin EH34; fuel type: gasoline/LPG	<b>Model:</b> 6100	<b>REF</b> <a href="#">100SG3472</a>
Motor, curb broom RH - 36 VDC; 80 RPM	<b>Model:</b> 6100E	<b>REF</b> <a href="#">100SG3502</a>
Motor, main broom - 36 VDC; 1800 RPM; 0,60 HP; electric - from sn 2819	<b>Model:</b> 6100E	<b>REF</b> <a href="#">100SG3469</a>
Motor, main broom - 36 VDC; 1800 RPM; 0,60 HP; electric - from sn 2818	<b>Model:</b> 6100E	<b>REF</b> <a href="#">100SG3504</a>
Motor, shaker - 12 VDC; used for: Robin EH34; fuel type: gasoline/LPG	<b>Model:</b> 6100	<b>REF</b> <a href="#">100SG3476</a>
Motor, shaker - 36 VDC	<b>Model:</b> 6100E	<b>REF</b> <a href="#">100SG3477</a>



## SWEEPER/BRUSH

Sweeper brush, curb - 7" or 177,80 mm; polypropylene; 2 SR	<b>Model:</b> 6100, 6100E	<b>REF</b> <a href="#">100SG3501</a>
Sweeper brush, curb - 7" or 177,80 mm; polypropylene; 3 SR	<b>Model:</b> 6100, 6100E	<b>REF</b> <a href="#">100SG3484</a>
Sweeper brush, curb - 7" or 177,80 mm; stiff polypropylene; 2 SR	<b>Model:</b> 6100, 6100E	<b>REF</b> <a href="#">100SG3470</a>
Sweeper brush, main - 22" or 558,80 mm; natural fiber; 8 SR	<b>Model:</b> 6100, 6100E	<b>REF</b> <a href="#">100SG3505</a>
Sweeper brush, main - 22" or 558,80 mm; polypropylene; 8 SR	<b>Model:</b> 6100, 6100E	<b>REF</b> <a href="#">100SG3503</a>

used for: **TENNANT** series: **6200**



## FILTER

Filter element, dust filter	<b>Model:</b> 6200	REF <a href="#">100SG3482</a>
Filter element, outer air filter	<b>Model:</b> 6200	REF <a href="#">100SG2844</a>



## SWEEPER/BRUSH

Sweeper brush, curb - 11" or 279,40 mm; polypropylene; 2 SR	<b>Model:</b> 6200	REF <a href="#">100SG3479</a>
Sweeper brush, curb - 11" or 279,40 mm; polypropylene; 3 SR	<b>Model:</b> 6200	REF <a href="#">100SG3485</a>
Sweeper brush, curb - 11" or 279,40 mm; stiff polypropylene; 2 SR	<b>Model:</b> 6200	REF <a href="#">100SG3483</a>
Sweeper brush, main - 28" or 711,20 mm; polypropylene; 8 SR	<b>Model:</b> 6200	REF <a href="#">100SG3478</a>
Sweeper brush, main - 28" or 711,20 mm; Union mix; 8 SR	<b>Model:</b> 6200	REF <a href="#">100SG3481</a>
Sweeper brush, main - 28" or 711,20 mm; wedge polypropylene	<b>Model:</b> 6200	REF <a href="#">100SG3480</a>
Sweeper brush, main - 28" or 711,20 mm; window polypropylene; SPL	<b>Model:</b> 6200	REF <a href="#">100SG3458</a>

used for: **TENNANT** series: **6200**



used for: **TENNANT** series: **6400**

used for: **TENNANT** series: **6400**



## FILTER

Filter element, dust filter - 760 x 506 x 80 mm	<b>Model:</b> 6400	<b>REF</b> <a href="#">100SG2790</a>
Filter element, dust filter - 762 x 508 x 105 mm	<b>Model:</b> 6400	<b>REF</b> <a href="#">100SG2839</a>



## SWEEPER/BRUSH

Sweeper brush, curb - 23" or 584,20 mm; iron wire; 3 SR	<b>Model:</b> 6400	<b>REF</b> <a href="#">100SG3497</a>
Sweeper brush, curb - 23" or 584,20 mm; nylon; 3 SR	<b>Model:</b> 6400	<b>REF</b> <a href="#">100SG3411</a>
Sweeper brush, curb - 23" or 584,20 mm; polypropylene; 3 SR	<b>Model:</b> 6400	<b>REF</b> <a href="#">100SG3496</a>
Sweeper brush, main - 36" or 914,40 mm; polyester; 24 SR	<b>Model:</b> 6400	<b>REF</b> <a href="#">100SG2998</a>
Sweeper brush, main - 36" or 914,40 mm; polyester; 8 DR	<b>Model:</b> 6400	<b>REF</b> <a href="#">100SG2999</a>
Sweeper brush, main - 36" or 914,40 mm; polypropylene; 8 DR	<b>Model:</b> 6400	<b>REF</b> <a href="#">100SG2997</a>
Sweeper brush, main - 36" or 914,40 mm; polypropylene-iron wire; 8 DR	<b>Model:</b> 6400	<b>REF</b> <a href="#">100SG2996</a>

used for: **TENNANT** series: **6500**



## FILTER

Filter element, dust filter - hopper; 94 pleats; sn 00000001 - 00005639	<b>Model:</b> 6500	<b>REF</b> <a href="#">100SG2853</a>
Filter element, dust filter - hopper; panel type; perma filter; metal; sn 00000001 - 00005639	<b>Model:</b> 6500	<b>REF</b> <a href="#">100SG2937</a>



## SWEEPER/BRUSH

Sweeper brush, curb - 18" or 457,20 mm; iron wire; 3 SR	<b>Model:</b> 6500	<b>REF</b> <a href="#">100SG3489</a>
Sweeper brush, curb - 18" or 457,20 mm; nylon; 3 SR	<b>Model:</b> 6500	<b>REF</b> <a href="#">100SG3488</a>
Sweeper brush, curb - 26" or 660,40 mm; polypropylene; 3 SR	<b>Model:</b> 6500	<b>REF</b> <a href="#">100SG2966</a>
Sweeper brush, curb, main - 45" or 1143,00 mm; iron wire; 8 DR	<b>Model:</b> 6500	<b>REF</b> <a href="#">100SG2949</a>
Sweeper brush, main - 45" or 1143,00 mm; natural fiber-iron wire; 24 SR	<b>Model:</b> 6500	<b>REF</b> <a href="#">100SG2936</a>
Sweeper brush, main, curb - 45" or 1143,00 mm; nylon patrol; 5 DR	<b>Model:</b> 6500	<b>REF</b> <a href="#">100SG2962</a>
Sweeper brush, main - 45" or 1143,00 mm; nylon; 24 SR	<b>Model:</b> 6500	<b>REF</b> <a href="#">100SG3492</a>
Sweeper brush, main - 45" or 1143,00 mm; nylon; 8 DR	<b>Model:</b> 6500	<b>REF</b> <a href="#">100SG3493</a>
Sweeper brush, main, curb - 45" or 1143,00 mm; polypropylene; 5 DR	<b>Model:</b> 6500	<b>REF</b> <a href="#">100SG2963</a>
Sweeper brush, main - 45" or 1143,00 mm; polypropylene-iron wire; 8 DR	<b>Model:</b> 6500	<b>REF</b> <a href="#">100SG3494</a>
Sweeper brush, curb; main - 45" or 1143,00 mm; sand wedge polypropylene; 30 SR	<b>Model:</b> 6500	<b>REF</b> <a href="#">100SG2832</a>
Sweeper brush, main - 45" or 1143,00 mm; window polypropylene; 5 TR	<b>Model:</b> 6500	<b>REF</b> <a href="#">100SG3457</a>

used for: **TENNANT** series: **6500**

used for: **TENNANT** series: **6550**

used for: **TENNANT** series: **6550**



## FILTER

Filter element, dust filter - hopper; 94 pleats; sn 00000001 - 00005639	<b>Model:</b> 6550	<b>REF</b> <a href="#">100SG2853</a>
Filter element, dust filter - optional; synthetic	<b>Model:</b> 6550	<b>REF</b> <a href="#">100SG2864</a>
Filter element, dust filter - hopper; panel type; perma filter; metal; sn 00000001 - 00005639	<b>Model:</b> 6550	<b>REF</b> <a href="#">100SG2937</a>
Filter element, dust filter - surface load; 98 pleats; optional	<b>Model:</b> 6550	<b>REF</b> <a href="#">100SG2856</a>



## MOTOR

Motor, main broom - hydraulic; gear; total length: 200,00 mm; from sn 00000001	<b>Model:</b> 6550	<b>REF</b> <a href="#">100SG2984</a>
Motor, main broom - hydraulic; internal, from sn 00008248	<b>Model:</b> 6550	<b>REF</b> <a href="#">100SG3474</a>



## SWEEPER/BRUSH

Sweeper brush, curb - 18" or 457,20 mm; iron wire; 3 SR	<b>Model:</b> 6550	<b>REF</b> <a href="#">100SG3489</a>
Sweeper brush, curb - 18" or 457,20 mm; nylon; 3 SR	<b>Model:</b> 6550	<b>REF</b> <a href="#">100SG3488</a>
Sweeper brush, curb - 23" or 584,20 mm; iron wire; 3 SR	<b>Model:</b> 6550	<b>REF</b> <a href="#">100SG3497</a>
Sweeper brush, curb - 23" or 584,20 mm; nylon; 3 SR	<b>Model:</b> 6550	<b>REF</b> <a href="#">100SG3411</a>
Sweeper brush, curb - 23" or 584,20 mm; polypropylene; 3 SR	<b>Model:</b> 6550	<b>REF</b> <a href="#">100SG3496</a>
Sweeper brush, curb - 26" or 660,40 mm; polypropylene; 3 SR	<b>Model:</b> 6550	<b>REF</b> <a href="#">100SG2966</a>
Sweeper brush, curb, main - 45" or 1143,00 mm; iron wire; 8 DR	<b>Model:</b> 6550	<b>REF</b> <a href="#">100SG2949</a>
Sweeper brush, main, curb - 45" or 1143,00 mm; nylon patrol; 5 DR	<b>Model:</b> 6550	<b>REF</b> <a href="#">100SG2962</a>
Sweeper brush, main, curb - 45" or 1143,00 mm; polypropylene; 5 DR	<b>Model:</b> 6550	<b>REF</b> <a href="#">100SG2963</a>
Sweeper brush, curb; main - 45" or 1143,00 mm; sand wedge polypropylene; 30 SR	<b>Model:</b> 6550	<b>REF</b> <a href="#">100SG2832</a>

used for: **TENNANT** series: **6600**



## FILTER

Filter assembly, fuel - panel; from sn 010000; fuel type: gasoline	<b>Model:</b> 6600	REF <a href="#">101SG3579</a>
--	--------------------	-------------------------------



## SWEEPER/BRUSH

Sweeper brush, curb - 18" or 457,20 mm; iron wire; 3 SR	<b>Model:</b> 6600	REF <a href="#">100SG3489</a>
Sweeper brush, curb - 18" or 457,20 mm; nylon; 3 SR	<b>Model:</b> 6600	REF <a href="#">100SG3488</a>
Sweeper brush, curb - 26" or 660,40 mm; polypropylene; 3 SR	<b>Model:</b> 6600	REF <a href="#">100SG2966</a>
Sweeper brush, curb, main - 45" or 1143,00 mm; iron wire; 8 DR	<b>Model:</b> 6600	REF <a href="#">100SG2949</a>
Sweeper brush, main - 45" or 1143,00 mm; natural fiber-iron wire; 24 SR	<b>Model:</b> 6600	REF <a href="#">100SG2936</a>
Sweeper brush, main, curb - 45" or 1143,00 mm; nylon patrol; 5 DR	<b>Model:</b> 6600	REF <a href="#">100SG2962</a>
Sweeper brush, main - 45" or 1143,00 mm; nylon; 24 SR	<b>Model:</b> 6600	REF <a href="#">100SG3492</a>
Sweeper brush, main - 45" or 1143,00 mm; nylon; 8 DR	<b>Model:</b> 6600	REF <a href="#">100SG3493</a>
Sweeper brush, main, curb - 45" or 1143,00 mm; polypropylene; 5 DR	<b>Model:</b> 6600	REF <a href="#">100SG2963</a>
Sweeper brush, main - 45" or 1143,00 mm; polypropylene-iron wire; 8 DR	<b>Model:</b> 6600	REF <a href="#">100SG3494</a>
Sweeper brush, curb; main - 45" or 1143,00 mm; sand wedge polypropylene; 30 SR	<b>Model:</b> 6600	REF <a href="#">100SG2832</a>
Sweeper brush, main - 45" or 1143,00 mm; window polypropylene; 5 TR	<b>Model:</b> 6600	REF <a href="#">100SG3457</a>

used for: **TENNANT** series: **6600**

used for: **TENNANT** series: **6650**

used for: **TENNANT** series: **6650**



## FILTER

Filter assembly, fuel - panel; from sn 010000; fuel type: gasoline	<b>Model:</b> 6650	<b>REF</b> <a href="#">101SG3579</a>
--	--------------------	--------------------------------------



## MOTOR

Motor, curb broom - hydraulic; Eaton	<b>Model:</b> 6650	<b>REF</b> <a href="#">100SG3473</a>
Motor, main broom - hydraulic; internal, from sn 00008248	<b>Model:</b> 6650	<b>REF</b> <a href="#">100SG3474</a>



## SWEEPER/BRUSH

Sweeper brush, curb - 18" or 457,20 mm; iron wire; 3 SR	<b>Model:</b> 6650	<b>REF</b> <a href="#">100SG3489</a>
Sweeper brush, curb - 18" or 457,20 mm; nylon; 3 SR	<b>Model:</b> 6650	<b>REF</b> <a href="#">100SG3488</a>
Sweeper brush, curb - 18" or 457,20 mm; polypropylene; 3 SR	<b>Model:</b> 6650	<b>REF</b> <a href="#">100SG3490</a>
Sweeper brush, curb - 23" or 584,20 mm; iron wire; 3 SR	<b>Model:</b> 6650	<b>REF</b> <a href="#">100SG3497</a>
Sweeper brush, curb - 23" or 584,20 mm; nylon; 3 SR	<b>Model:</b> 6650	<b>REF</b> <a href="#">100SG3411</a>
Sweeper brush, curb - 23" or 584,20 mm; polypropylene; 3 SR	<b>Model:</b> 6650	<b>REF</b> <a href="#">100SG3496</a>
Sweeper brush, curb, main - 45" or 1143,00 mm; iron wire; 8 DR	<b>Model:</b> 6650	<b>REF</b> <a href="#">100SG2949</a>
Sweeper brush, main, curb - 45" or 1143,00 mm; nylon patrol; 5 DR	<b>Model:</b> 6650	<b>REF</b> <a href="#">100SG2962</a>
Sweeper brush, main - 45" or 1143,00 mm; nylon; 24 SR	<b>Model:</b> 6650	<b>REF</b> <a href="#">100SG3492</a>
Sweeper brush, main - 45" or 1143,00 mm; nylon; 8 DR	<b>Model:</b> 6650	<b>REF</b> <a href="#">100SG3493</a>
Sweeper brush, main - 45" or 1143,00 mm; polypropylene-iron wire; 8 DR	<b>Model:</b> 6650	<b>REF</b> <a href="#">100SG3494</a>
Sweeper brush, main - 45" or 1143,00 mm; proex; 8 DR	<b>Model:</b> 6650	<b>REF</b> <a href="#">100SG3499</a>
Sweeper brush, curb; main - 45" or 1143,00 mm; sand wedge polypropylene; 30 SR	<b>Model:</b> 6650	<b>REF</b> <a href="#">100SG2832</a>
Sweeper brush, main - 45" or 1143,00 mm; Union-iron wire; 24 SR	<b>Model:</b> 6650	<b>REF</b> <a href="#">100SG3498</a>
Sweeper brush, main - 45" or 1143,00 mm; window polypropylene; 5 TR	<b>Model:</b> 6650	<b>REF</b> <a href="#">100SG3457</a>

used for: **TENNANT** series: 7100


## FILTER

Filter, vacuum motor - recovery tank	<b>Model:</b> 7100	<b>REF</b> <a href="#">100SG2883</a>
Filter element, solution intake filter - 30 mesh; with guard	<b>Model:</b> 7100	<b>REF</b> <a href="#">100SG2857</a>



## HOSE

Hose, vacuum - recovery tank	<b>Model:</b> 7100	<b>REF</b> <a href="#">100SG2909</a>
------------------------------	--------------------	--------------------------------------



## MOTOR

Motor, scrub brush - 36 VDC; 17 A; 1725 RPM	<b>Model:</b> 7100	<b>REF</b> <a href="#">100SG2663</a>
Motor, scrub brush - 36 VDC; 330 RPM	<b>Model:</b> 7100	<b>REF</b> <a href="#">100SG2769</a>



## SQUEEGEE

Blade, squeegee front - 28" or 711,20 mm; rubber	<b>Model:</b> 7100	<b>REF</b> <a href="#">100SG2908</a>
Blade, squeegee front - 32" or 812,80 mm; rubber	<b>Model:</b> 7100	<b>REF</b> <a href="#">100SG2904</a>
Blade, squeegee rear - 28" or 711,20 mm; CI	<b>Model:</b> 7100	<b>REF</b> <a href="#">100SG2910</a>
Blade, squeegee rear - 28" or 711,20 mm; rubber	<b>Model:</b> 7100	<b>REF</b> <a href="#">100SG2907</a>
Blade, squeegee rear - 32" or 812,80 mm; rubber	<b>Model:</b> 7100	<b>REF</b> <a href="#">100SG2903</a>
Blade, squeegee side - 28" or 711,20 mm; LH, RH, red gum, max pro 1000, 2 scrub brush system	<b>Model:</b> 7100	<b>REF</b> <a href="#">100SG2995</a>



## SWEEPER/BRUSH

Scrubber brush, main - 28" or 711,20 mm; polypropylene 0,7; 18 SR; cylindrical	<b>Model:</b> 7100	<b>REF</b> <a href="#">100SG2740</a>
Scrubber brush, main - 28" or 711,20 mm; nylon; 18 SR; cylindrical	<b>Model:</b> 7100	<b>REF</b> <a href="#">100SG2741</a>
Sweeper brush, main - 28" or 711,20 mm; polypropylene; 18 SR; cylindrical	<b>Model:</b> 7100	<b>REF</b> <a href="#">100SG2846</a>
Scrubber brush, main - 28" or 711,20 mm; Tynex; abrasive; 18 SR; cylindrical	<b>Model:</b> 7100	<b>REF</b> <a href="#">100SG2742</a>
Sweeper brush, main - 31" or 787,40 mm; polypropylene; 18 SR; cylindrical	<b>Model:</b> 7100	<b>REF</b> <a href="#">100SG2847</a>
Scrubber brush, main - 32" or 812,80 mm; nylon; 18 SR; cylindrical	<b>Model:</b> 7100	<b>REF</b> <a href="#">100SG2744</a>
Scrubber brush, main - 32" or 812,80 mm; polypropylene; 18 SR; grout; cylindrical	<b>Model:</b> 7100	<b>REF</b> <a href="#">100SG2743</a>
Scrubber brush, main - 32" or 812,80 mm; Tynex; 18 SR; abrasive; cylindrical	<b>Model:</b> 7100	<b>REF</b> <a href="#">100SG2745</a>



## VACUUM MOTOR

Motor, vacuum - 36 VDC; 550 W	<b>Model:</b> 7100	<b>REF</b> <a href="#">101SG3580</a>
-------------------------------	--------------------	--------------------------------------

used for: **TENNANT** series: **7200**



## FILTER

Filter element, dust filter	<b>Model:</b> 7200	<b>REF</b> <a href="#">100SG2768</a>
Filter element, solution intake filter –from sn 00004434	<b>Model:</b> 7200	<b>REF</b> <a href="#">100SG2734</a>



## HOSE

Hose, vacuum	<b>Model:</b> 7200	<b>REF</b> <a href="#">100SG2767</a>
--------------	--------------------	--------------------------------------



## MOTOR

Motor, scrub brush - 36 VDC; 17 A; 1725 RPM; cylindrical scrub deck; sn 00000001 - 00018380	<b>Model:</b> 7200	<b>REF</b> <a href="#">100SG2764</a>
Motor, scrub brush - 36 VDC; 17 A; 1725 RPM; from sn 00007862	<b>Model:</b> 7200	<b>REF</b> <a href="#">100SG2850</a>
Motor, scrub brush - 36 VDC; 330 RPM	<b>Model:</b> 7200	<b>REF</b> <a href="#">100SG2769</a>



## SQUEEGEE

Blade, squeegee front - 28" or 711,20 mm; rubber	<b>Model:</b> 7200	<b>REF</b> <a href="#">100SG3435</a>
Blade, squeegee front - 36" or 914,40 mm; red gum	<b>Model:</b> 7200	<b>REF</b> <a href="#">100SG2770</a>
Blade, squeegee inner - 36" or 914,40 mm; front; oil-resistant	<b>Model:</b> 7200	<b>REF</b> <a href="#">100SG2762</a>
Blade, squeegee rear - 28" or 711,20 mm; gum	<b>Model:</b> 7200	<b>REF</b> <a href="#">100SG3437</a>
Blade, squeegee rear - 36" or 914,40 mm; red gum; 49.37i	<b>Model:</b> 7200	<b>REF</b> <a href="#">100SG3440</a>
Blade, squeegee rear - 32" or 812,80 mm; polyurethane; oil-resistant	<b>Model:</b> 7200	<b>REF</b> <a href="#">100SG3448</a>
Blade, squeegee side - 28" or 711,20 mm; LH, RH, red gum, max pro 1000, 2 scrub brush system	<b>Model:</b> 7200	<b>REF</b> <a href="#">100SG2995</a>



## SWEEPER/BRUSH

Scrubber brush, main - 28" or 711,20 mm; polypropylene 0,7; 18 SR; cylindrical	<b>Model:</b> 7200	<b>REF</b> <a href="#">100SG2740</a>
Sweeper brush, curb - 8" or 203,20 mm; polypropylene; 2 SR; pre-sweep	<b>Model:</b> 7200	<b>REF</b> <a href="#">100SG2776</a>
Scrubber brush, main - 28" or 711,20 mm; nylon; 18 SR; cylindrical	<b>Model:</b> 7200	<b>REF</b> <a href="#">100SG2741</a>
Sweeper brush, main - 28" or 711,20 mm; polypropylene; 18 SR; cylindrical	<b>Model:</b> 7200	<b>REF</b> <a href="#">100SG2846</a>
Scrubber brush, main - 28" or 711,20 mm; Tynex; abrasive; 18 SR; cylindrical	<b>Model:</b> 7200	<b>REF</b> <a href="#">100SG2742</a>
Sweeper brush, main - 32" or 812,80 mm; polypropylene; pre-sweep option; 6 DR	<b>Model:</b> 7200	<b>REF</b> <a href="#">100SG2919</a>
Scrubber brush, main - 36" or 914,40 mm; nylon; 18 SR; cylindrical	<b>Model:</b> 7200	<b>REF</b> <a href="#">100SG2747</a>
Sweeper brush, main - 36" or 914,40 mm; polypropylene 0,6; 18 SR; cylindrical	<b>Model:</b> 7200	<b>REF</b> <a href="#">100SG2746</a>
Sweeper brush, main - 36" or 914,40 mm; polypropylene 1,2; 18 SR; cylindrical	<b>Model:</b> 7200	<b>REF</b> <a href="#">100SG2848</a>
Scrubber brush, main - 36" or 914,40 mm; Tynex; 18 SR; abrasive; cylindrical	<b>Model:</b> 7200	<b>REF</b> <a href="#">100SG2748</a>



## VACUUM MOTOR

Motor, vacuum - 36 VDC; 550 W; from sn 00000001	<b>Model:</b> 7200	<b>REF</b> <a href="#">100SG3430</a>
---	--------------------	--------------------------------------



used for: **TENNANT** series: 7300



## FILTER

Filter, vacuum motor - recovery tank	<b>Model:</b> 7300	<b>REF</b> <a href="#">100SG2883</a>
--------------------------------------	--------------------	--------------------------------------



## HOSE

Hose, vacuum - fuel type: electric	<b>Model:</b> 7300	<b>REF</b> <a href="#">100SG2895</a>
Hose, vacuum - length: 91,00"; tank to squeegee	<b>Model:</b> 7300	<b>REF</b> <a href="#">100SG2880</a>



## MOTOR

Motor, scrub brush - 36 VDC; 1,5 HP; 300 RPM; sn 00000001 - 00003244	<b>Model:</b> 7300	<b>REF</b> <a href="#">100SG2885</a>
Motor, scrub brush - 36 VDC; 30 A; 300 RPM; 0,73 kW max pro	<b>Model:</b> 7300	<b>REF</b> <a href="#">100SG2886</a>
Motor, scrub brush - 36 VDC; 40 A; 300 RPM; 1,1 kw; from sn 00003245	<b>Model:</b> 7300	<b>REF</b> <a href="#">100SG2899</a>

## SQUEEGEE

Blade, squeegee rear - front	<b>Model:</b> 7300	<b>REF</b> <a href="#">100SG2881</a>
Blade, squeegee rear - front; 48,0l; max pro 1200	<b>Model:</b> 7300	<b>REF</b> <a href="#">100SG2888</a>
Blade, squeegee rear - outer	<b>Model:</b> 7300	<b>REF</b> <a href="#">100SG2882</a>
Blade, squeegee side - disc brush	<b>Model:</b> 7300	<b>REF</b> <a href="#">100SG2879</a>
Blade kit, squeegee - rear; rubber; max pro 1000	<b>Model:</b> 7300	<b>REF</b> <a href="#">100SG2890</a>



## SWEEPER/BRUSH

Sweeper brush, curb - 16" or 406,40 mm; nylon; 8 SR	<b>Model:</b> 7300	<b>REF</b> <a href="#">100SG2673</a>
Sweeper brush, curb - 16" or 406,40 mm; Tynex; 7 SR	<b>Model:</b> 7300	<b>REF</b> <a href="#">100SG2675</a>
Sweeper brush, main - 38" or 965,20 mm; nylon; 20 SR; max pro 1000	<b>Model:</b> 7300	<b>REF</b> <a href="#">100SG2877</a>
Sweeper brush, main - 38" or 965,20 mm; polypropylene; 20 SR; max pro 1000	<b>Model:</b> 7300	<b>REF</b> <a href="#">100SG2873</a>
Sweeper brush, main - 38" or 965,20 mm; Tynex; 20 SR; max pro 1000	<b>Model:</b> 7300	<b>REF</b> <a href="#">100SG2875</a>
Sweeper brush, main - 47" or 1193,80 mm; nylon; 20 SR; max pro 1200	<b>Model:</b> 7300	<b>REF</b> <a href="#">100SG2878</a>
Sweeper brush, main - 47" or 1193,80 mm; polypropylene; 20 SR; max pro 1200	<b>Model:</b> 7300	<b>REF</b> <a href="#">100SG2874</a>
Sweeper brush, main - 47" or 1193,80 mm; Tynex; 20 SR; max pro 1200	<b>Model:</b> 7300	<b>REF</b> <a href="#">100SG2876</a>



## VACUUM MOTOR

Motor, vacuum - 36 VDC; 550 W; from sn 00000001	<b>Model:</b> 7300	<b>REF</b> <a href="#">100SG3430</a>
---	--------------------	--------------------------------------

used for: **TENNANT** series: **7400**

used for: **TENNANT** series: **7400**



## FILTER

Filter element, solution intake filter –from sn 00004434	<b>Model:</b> 7400	<b>REF</b> <a href="#">100SG2734</a>
--	--------------------	--------------------------------------



## HOSE

Hose, vacuum – 30" or 755 mm	<b>Model:</b> 7400	<b>REF</b> <a href="#">100SG2735</a>
Hose, vacuum – recovery tank; 57" or 1450 mm	<b>Model:</b> 7400	<b>REF</b> <a href="#">100SG2969</a>



## MOTOR

Motor, scrub brush - hydraulic; used for: GM 1,6 L; fuel type: gasoline/LPG; Kubota; fuel type: Diesel	<b>Model:</b> 7400	<b>REF</b> <a href="#">100SG2974</a>
--	--------------------	--------------------------------------



## SQUEEGEE

Blade kit, squeegee – polyurethane	<b>Model:</b> 7400	<b>REF</b> <a href="#">100SG2972</a>
Blade, squeegee front	<b>Model:</b> 7400	<b>REF</b> <a href="#">100SG2970</a>
Blade, squeegee rear	<b>Model:</b> 7400	<b>REF</b> <a href="#">100SG2971</a>
Blade, squeegee side – 28" or 711,20 mm; LH, RH, red gum, max pro 1000, 2 scrub brush system	<b>Model:</b> 7400	<b>REF</b> <a href="#">100SG2995</a>
Squeegee assembly, side	<b>Model:</b> 7400	<b>REF</b> <a href="#">100SG2975</a>



## SWEEPER/BRUSH

Sweeper brush, main - 45" or 1143,00 mm; nylon; 24 SR	<b>Model:</b> 7400	<b>REF</b> <a href="#">100SG2968</a>
Sweeper brush, main - 45" or 1143,00 mm; polypropylene; 24 SR	<b>Model:</b> 7400	<b>REF</b> <a href="#">100SG2967</a>
Sweeper brush, main - 45" or 1143,00 mm; Tynex; 24 SR	<b>Model:</b> 7400	<b>REF</b> <a href="#">100SG2973</a>



## VACUUM MOTOR

Motor, vacuum – hydraulic; for vacuum system group; for scrubber	<b>Model:</b> 7400	<b>REF</b> <a href="#">100SG2980</a>
--	--------------------	--------------------------------------

used for: **TENNANT** series: 8010



## FILTER

Filter element, dust filter - recovery tank	<b>Model:</b> 8010	<b>REF</b> <a href="#">100SG2837</a>
Filter element, dust filter - hopper; synthetic; 75 pleats	<b>Model:</b> 8010	<b>REF</b> <a href="#">100SG2838</a>
Filter element, dust filter - panel	<b>Model:</b> 8010	<b>REF</b> <a href="#">100SG2795</a>
Filter element, solution intake filter -from sn 00004434	<b>Model:</b> 8010	<b>REF</b> <a href="#">100SG2734</a>



## HOSE

Hose, vacuum - side squeegee; from sn 00000001	<b>Model:</b> 8010	<b>REF</b> <a href="#">100SG2793</a>
Hose, vacuum - from sn 00000001	<b>Model:</b> 8010	<b>REF</b> <a href="#">100SG2927</a>



## MOTOR

Motor, main broom - 36 VDC; 20 A; 320 RPM; hydraulic	<b>Model:</b> 8010	<b>REF</b> <a href="#">100SG2928</a>
Motor, scrub brush - 36 VDC; 28 A; 2200 RPM; max pro 1000, 2 brush system and max pro 1200, 3 brush system	<b>Model:</b> 8010	<b>REF</b> <a href="#">100SG2728</a>



## SQUEEGEE

Blade, squeegee front	<b>Model:</b> 8010	<b>REF</b> <a href="#">100SG2724</a>
Blade, squeegee rear - outer; rubber; from sn 00000001	<b>Model:</b> 8010	<b>REF</b> <a href="#">100SG2775</a>
Blade, squeegee side - 28" or 711,20 mm; LH, RH, red gum, max pro 1000, 2 scrub brush system	<b>Model:</b> 8010	<b>REF</b> <a href="#">100SG2995</a>
Blade, squeegee side - RH; max pro 1200, 3 scrub brush system	<b>Model:</b> 8010	<b>REF</b> <a href="#">100SG2791</a>



## SWEEPER/BRUSH

Sweeper brush, curb - 8" or 203,20 mm; polypropylene; 2 SR; max-pro 1200, 3 brush system	<b>Model:</b> 8010	<b>REF</b> <a href="#">100SG3000</a>
Sweeper brush, main - 36" or 914,40 mm; polypropylene; 8 SR; max pro 1000, 2 brush system	<b>Model:</b> 8010	<b>REF</b> <a href="#">100SG2796</a>



## VACUUM MOTOR

Motor, vacuum - 36 VDC; 2500 RPM; sn 00000001 - 00003581	<b>Model:</b> 8010	<b>REF</b> <a href="#">100SG2759</a>
Motor, vacuum - 36 VDC; 550 W; from sn 00000001	<b>Model:</b> 8010	<b>REF</b> <a href="#">100SG3430</a>

used for: **TENNANT** series: **8200**



## FILTER

Filter element, dust filter - hopper; 97 pleats	<b>Model:</b> 8200	REF <a href="#">100SG2813</a>
Filter element, dust filter - hopper; synthetic	<b>Model:</b> 8200	REF <a href="#">100SG2814</a>
Filter element, engine oil filter - spin-on	<b>Model:</b> 8200	REF <a href="#">100SG3217</a>
Filter element, solution intake filter -from sn 00004434	<b>Model:</b> 8200	REF <a href="#">100SG2734</a>



## HOSE

Hose, vacuum	<b>Model:</b> 8200	REF <a href="#">100SG2805</a>
Hose, vacuum - rear squeegee; HP; bottom	<b>Model:</b> 8200	REF <a href="#">100SG2808</a>
Hose, vacuum - side squeegee; from sn 00000001	<b>Model:</b> 8200	REF <a href="#">100SG2793</a>
Hose, vacuum - to recovery tank; HP; top	<b>Model:</b> 8200	REF <a href="#">100SG2807</a>
Hose, vacuum - with cuff	<b>Model:</b> 8200	REF <a href="#">100SG2811</a>



## MOTOR

Motor, main broom - hydraulic; cylindrical	<b>Model:</b> 8200	REF <a href="#">100SG2797</a>
--	--------------------	-------------------------------

## SQUEEGEE

Blade, squeegee rear - front; sn 00000001 - 00001176	<b>Model:</b> 8200	REF <a href="#">100SG2803</a>
Blade, squeegee rear - outer; sn 00000001 - 00001176	<b>Model:</b> 8200	REF <a href="#">100SG2804</a>
Blade, squeegee side - LH; max pro 1200, 3 brush system	<b>Model:</b> 8200	REF <a href="#">100SG2815</a>
Blade, squeegee side - max pro 1000, 2 brush system	<b>Model:</b> 8200	REF <a href="#">100SG2802</a>
Blade, squeegee side - RH; outer; neoprene; max pro 1200	<b>Model:</b> 8200	REF <a href="#">100SG2809</a>



## SWEEPER/BRUSH

Sweeper brush, curb - 23" or 584,20 mm; iron wire; 3 SR	<b>Model:</b> 8200	REF <a href="#">100SG3497</a>
Sweeper brush, curb - 23" or 584,20 mm; nylon; 3 SR	<b>Model:</b> 8200	REF <a href="#">100SG3411</a>
Sweeper brush, curb - 23" or 584,20 mm; polypropylene; 3 SR	<b>Model:</b> 8200	REF <a href="#">100SG3496</a>
Sweeper brush, main - 36" or 914,40 mm; polyester; 24 SR	<b>Model:</b> 8200	REF <a href="#">100SG2998</a>
Sweeper brush, main - 36" or 914,40 mm; polyester; 8 DR	<b>Model:</b> 8200	REF <a href="#">100SG2999</a>
Sweeper brush, main - 36" or 914,40 mm; polypropylene; 8 DR	<b>Model:</b> 8200	REF <a href="#">100SG2997</a>
Sweeper brush, main - 36" or 914,40 mm; polypropylene-iron wire; 8 DR	<b>Model:</b> 8200	REF <a href="#">100SG2996</a>
Sweeper brush, main - 36" or 914,40 mm; sand wedge polypropylene; 30 SR	<b>Model:</b> 8200	REF <a href="#">100SG2834</a>
Sweeper brush, main - 36" or 914,40 mm; window polypropylene; 35 SR	<b>Model:</b> 8200	REF <a href="#">100SG2833</a>



## VACUUM MOTOR

Motor, vacuum - hydraulic; scrubbing vacuum; ex 0.13 b 3000	<b>Model:</b> 8200	REF <a href="#">100SG2799</a>
Motor, vacuum - hydraulic; sweeping vacuum; ex 0.23 b 3000	<b>Model:</b> 8200	REF <a href="#">100SG2801</a>

used for: **TENNANT** series: **8210**



## FILTER

Filter assembly, fuel - inline- from sn 00000001	<b>Model:</b> 8210	REF <a href="#">100SG2785</a>
Filter assembly, fuel - inline- from sn 00010000	<b>Model:</b> 8210	REF <a href="#">100SG2842</a>
Filter element, dust filter - hopper; 97 pleats	<b>Model:</b> 8210	REF <a href="#">100SG2813</a>
Filter element, dust filter - hopper; synthetic	<b>Model:</b> 8210	REF <a href="#">100SG2814</a>
Filter element, dust filter - perma; sn 00000001 - 00001099	<b>Model:</b> 8210	REF <a href="#">100SG2818</a>
Filter element, solution intake filter -from sn 00004434	<b>Model:</b> 8210	REF <a href="#">100SG2734</a>
Filter element, solution intake filter - 20 mesh - from sn 00001454	<b>Model:</b> 8210	REF <a href="#">100SG2858</a>
Filter element, solution intake filter - 30 mesh; with guard	<b>Model:</b> 8210	REF <a href="#">100SG2857</a>



## HOSE

Hose, vacuum - with cuff	<b>Model:</b> 8210	REF <a href="#">100SG2811</a>
Hose, vacuum - flex; outer diameter: 2.00"; length: 19.00" or 483 mm	<b>Model:</b> 8210	REF <a href="#">100SG2812</a>
Hose, vacuum - inner diameter: 0.16"; length: 5.00"; from sn 00010030	<b>Model:</b> 8210	REF <a href="#">100SG2723</a>
Hose, vacuum - inner diameter: 0.16"; length: 54.0" or 1323 mm	<b>Model:</b> 8210	REF <a href="#">100SG3219</a>
Hose, vacuum - inner diameter: 0.16"; length: 8.0"	<b>Model:</b> 8210	REF <a href="#">100SG2944</a>
Hose, vacuum - rear squeegee; HP; bottom	<b>Model:</b> 8210	REF <a href="#">100SG2808</a>
Hose, vacuum - rear squeegee; with 2 cuff	<b>Model:</b> 8210	REF <a href="#">100SG2806</a>
Hose, vacuum - rubber - from sn 00000001	<b>Model:</b> 8210	REF <a href="#">100SG3218</a>
Hose, vacuum - side squeegee; from sn 00000001	<b>Model:</b> 8210	REF <a href="#">100SG2793</a>
Hose, vacuum - inner diameter: 0,16"; length: 15"; used for: Robin EH34; fuel type: gasoline/LPG	<b>Model:</b> 8210	REF <a href="#">100SG2733</a>
Hose, vacuum - to recovery tank; HP; top	<b>Model:</b> 8210	REF <a href="#">100SG2807</a>
Hose, vacuum - with cuff; wand; option	<b>Model:</b> 8210	REF <a href="#">100SG2993</a>



## MOTOR

Motor, main broom - hydraulic; cylindrical	<b>Model:</b> 8210	REF <a href="#">100SG2797</a>
Motor, scrub brush - hydraulic; disk; in 07.3 b 1500	<b>Model:</b> 8210	REF <a href="#">100SG2798</a>
Motor, scrub brush - hydraulic; disk; in 14.1 b 1500	<b>Model:</b> 8210	REF <a href="#">100SG2800</a>



## SQUEEGEE

Blade kit, squeegee - rear; rubber	<b>Model:</b> 8210	REF <a href="#">100SG2816</a>
Blade, squeegee rear - front tile; red gum; 1 SL - from sn 00001177	<b>Model:</b> 8210	REF <a href="#">100SG2821</a>
Blade, squeegee rear - front tile; red gum - sn 00000001 - 00001176	<b>Model:</b> 8210	REF <a href="#">100SG2817</a>
Blade, squeegee rear - front; red gum; 5 SL - from sn 00001177	<b>Model:</b> 8210	REF <a href="#">100SG2819</a>
Blade, squeegee rear - front; sn 00000001 - 00001176	<b>Model:</b> 8210	REF <a href="#">100SG2803</a>
Blade, squeegee rear - front; polyurethane; 1 SL	<b>Model:</b> 8210	REF <a href="#">100SG2824</a>
Blade, squeegee rear - front; polyurethane; 5 SL; 55.86l	<b>Model:</b> 8210	REF <a href="#">100SG2822</a>
Blade, squeegee rear - outer; red gum - from sn 00001177	<b>Model:</b> 8210	REF <a href="#">100SG2820</a>
Blade, squeegee rear - outer; sn 00000001 - 00001176	<b>Model:</b> 8210	REF <a href="#">100SG2804</a>
Blade, squeegee rear - outer; polyurethane; 64.13l	<b>Model:</b> 8210	REF <a href="#">100SG2823</a>
Blade, squeegee side - max pro 1000, 2 brush system	<b>Model:</b> 8210	REF <a href="#">100SG2802</a>
Blade, squeegee side - LH; max pro 1200, 3 brush system	<b>Model:</b> 8210	REF <a href="#">100SG2815</a>
Blade, squeegee side - LH; polyurethane; max pro 1000	<b>Model:</b> 8210	REF <a href="#">100SG2827</a>
Blade, squeegee side - LH; polyurethane; max pro 1200	<b>Model:</b> 8210	REF <a href="#">100SG2829</a>
Blade, squeegee side - RH; inner; neoprene; max pro 1200	<b>Model:</b> 8210	REF <a href="#">100SG2810</a>
Blade, squeegee side - RH; outer; neoprene; max pro 1200	<b>Model:</b> 8210	REF <a href="#">100SG2809</a>
Blade, squeegee side - RH; outer; polyurethane; max pro 1200	<b>Model:</b> 8210	REF <a href="#">100SG2828</a>

used for: **TENNANT** series: **8210**



## VACUUM MOTOR

Motor, vacuum - hydraulic; scrubbing vacuum; ex 0.13 b 3000	<b>Model:</b> 8210	REF <a href="#">100SG2799</a>
Motor, vacuum - hydraulic; sweeping vacuum; ex 0.23 b 3000	<b>Model:</b> 8210	REF <a href="#">100SG2801</a>

used for: **TENNANT** series: **8300**



## FILTER

Filter element, dust filter - 81 pleats	<b>Model:</b> 8300	REF <a href="#">100SG2855</a>
Filter element, hydraulic filter	<b>Model:</b> 8300	REF <a href="#">100SG2901</a>
Filter element, solution intake filter - 30 mesh; with guard	<b>Model:</b> 8300	REF <a href="#">100SG2857</a>
Filter element, solution intake filter - extended scrub system	<b>Model:</b> 8300	REF <a href="#">100SG2891</a>
Filter, vacuum motor - recovery tank	<b>Model:</b> 8300	REF <a href="#">100SG2883</a>



## HOSE

Hose, vacuum - debris tray; length: 58,50"; max pro 1200; cylindrical brush; sn 00000001 - 00003545	<b>Model:</b> 8300	REF <a href="#">100SG2884</a>
Hose, vacuum - debris tray; max pro 1000; cylindrical brush; length: 35,00"; sn 00000001 - 00003545	<b>Model:</b> 8300	REF <a href="#">100SG2892</a>
Hose, vacuum - debris tray; max pro 1000; cylindrical brush; with 1 cuff; outer diameter: 1,00"; length: 23,00"; sn 00000001 - 00003545	<b>Model:</b> 8300	REF <a href="#">100SG2765</a>
Hose, vacuum - debris tray; max pro 1000; cylindrical brush; with 1 cuff; outer diameter: 2,00" or 50,8 mm; length: 26,00" or 660,4 mm - from sn 00003546	<b>Model:</b> 8300	REF <a href="#">100SG2594</a>
Hose, vacuum - debris tray; max pro 1000; cylindrical brush; with 1 cuff; outer diameter: 1,00"; length: 41,00" or 1041 mm	<b>Model:</b> 8300	REF <a href="#">100SG2896</a>
Hose, vacuum - debris tray; max pro 1000; cylindrical brush; with 2 cuff; outer diameter: 2,00"; length: 75,00" or 1905 mm - from sn 00003546	<b>Model:</b> 8300	REF <a href="#">100SG2593</a>
Hose, vacuum - fuel type: electric	<b>Model:</b> 8300	REF <a href="#">100SG2895</a>
Hose, vacuum - inner diameter: 0.16"; length: 5.00"; from sn 00010030	<b>Model:</b> 8300	REF <a href="#">100SG2723</a>
Hose, vacuum - length: 91,00"; tank to squeegee	<b>Model:</b> 8300	REF <a href="#">100SG2880</a>
Hose, vacuum - power wand; 118" or 2997,20 mm	<b>Model:</b> 8300	REF <a href="#">100SG2946</a>
Hose, vacuum - power wand; 124" or 3150,00 mm	<b>Model:</b> 8300	REF <a href="#">100SG2961</a>



## MOTOR


Motor, main broom - 36 VDC; 1800 RPM; 0,9 HP	<b>Model:</b> 8300	REF <a href="#">100SG2866</a>
Motor, scrub brush - 36 VDC; 1,5 HP; 300 RPM; sn 00000001 - 00003244	<b>Model:</b> 8300	REF <a href="#">100SG2885</a>
Motor, scrub brush - 36 VDC; 1500 RPM; 1,5 HP; cylindrical; sn 00000001 - 00003887	<b>Model:</b> 8300	REF <a href="#">100SG2872</a>
Motor, scrub brush - 36 VDC; 30 A; 300 RPM; 0,73 kW	<b>Model:</b> 8300	REF <a href="#">100SG2887</a>
Motor, scrub brush - 36 VDC; 40 A; 300 RPM; 1,1 kw; from sn 00003245	<b>Model:</b> 8300	REF <a href="#">100SG2899</a>
Motor, scrub brush - 36 VDC; 40 A; 300 RPM; 1,1 kW; disc brush; heavy-duty; from sn 00003245	<b>Model:</b> 8300	REF <a href="#">100SG2900</a>
Motor, scrub brush - 36 VDC; 43 A; 1500 RPM; 1,1 kw; cylindrical - from sn 00003888	<b>Model:</b> 8300	REF <a href="#">100SG2862</a>

## SQUEEGEE

Blade kit, squeegee - rear; rubber; max pro 1000	<b>Model:</b> 8300	REF <a href="#">100SG2890</a>
Blade kit, squeegee - rear; polyurethane; max pro 1000	<b>Model:</b> 8300	REF <a href="#">100SG3007</a>
Blade kit, squeegee - rear; polyurethane; max pro 1200	<b>Model:</b> 8300	REF <a href="#">100SG3008</a>
Blade kit, squeegee - RH; disc brush; max pro 1200; vacuumised	<b>Model:</b> 8300	REF <a href="#">100SG2897</a>
Blade, squeegee front - inner; polyurethane; max pro 1000	<b>Model:</b> 8300	REF <a href="#">100SG2619</a>
Blade, squeegee front - inner; polyurethane; max pro 1200	<b>Model:</b> 8300	REF <a href="#">100SG2616</a>
Blade, squeegee front - rear; polyurethane; max pro 1000	<b>Model:</b> 8300	REF <a href="#">100SG2618</a>
Blade, squeegee front - rear; polyurethane; max pro 1200	<b>Model:</b> 8300	REF <a href="#">100SG2617</a>
Blade, squeegee rear - front	<b>Model:</b> 8300	REF <a href="#">100SG2881</a>
Blade, squeegee rear - front; 48,0l; max pro 1200	<b>Model:</b> 8300	REF <a href="#">100SG2888</a>
Blade, squeegee rear - front; max pro 1000; tile	<b>Model:</b> 8300	REF <a href="#">100SG2893</a>
Blade, squeegee rear - front; max pro 1200; tile	<b>Model:</b> 8300	REF <a href="#">100SG2894</a>
Blade, squeegee rear - outer	<b>Model:</b> 8300	REF <a href="#">100SG2882</a>
Blade, squeegee rear - outer; max pro 1200	<b>Model:</b> 8300	REF <a href="#">100SG2889</a>
Blade, squeegee side - disc brush	<b>Model:</b> 8300	REF <a href="#">100SG2879</a>
Blade, squeegee side - RH; disc brush; max pro 1200; vacuumized	<b>Model:</b> 8300	REF <a href="#">100SG2898</a>



used for: **TENNANT** series: **8300**

Blade, squeegee side - polyurethane	<b>Model:</b> 8300	<b>REF</b> <a href="#">100SG2610</a>
 <b>VACUUM MOTOR</b>		
Motor, vacuum - 36 VDC; 2500 RPM; sn 00000001 - 00003581	<b>Model:</b> 8300	<b>REF</b> <a href="#">100SG2759</a>
Motor, vacuum - 36 VDC; 2500 RPM; sweeper; 0,75 HP - from sn 00003582	<b>Model:</b> 8300	<b>REF</b> <a href="#">100SG2851</a>
Motor, vacuum - 36 VDC; 550 W; 3 stage; fan and motor; fan and motor; squeegee; from sn 00003390	<b>Model:</b> 8300	<b>REF</b> <a href="#">100SG3486</a>
Motor, vacuum - 36 VDC; 550 W; from sn 00000001	<b>Model:</b> 8300	<b>REF</b> <a href="#">100SG3430</a>

used for: **TENNANT** series: 8400



## FILTER

Filter element, dust filter	<b>Model:</b> 8400	<b>REF</b> <a href="#">100SG2701</a>
-----------------------------	--------------------	--------------------------------------



## HOSE

Hose, vacuum - 24" or 609,60 mm	<b>Model:</b> 8400	<b>REF</b> <a href="#">100SG3500</a>
Hose, vacuum - 93" or 2362,00 mm	<b>Model:</b> 8400	<b>REF</b> <a href="#">100SG2976</a>



## MOTOR

Motor, main broom - hydraulic; gear; total length: 200,00 mm; from sn 00000001	<b>Model:</b> 8400	<b>REF</b> <a href="#">100SG2984</a>
Motor, scrub brush - center, LH, RH; Eaton	<b>Model:</b> 8400	<b>REF</b> <a href="#">100SG2979</a>



## SQUEEGEE

Blade, squeegee rear - inner	<b>Model:</b> 8400	<b>REF</b> <a href="#">100SG2982</a>
Blade, squeegee rear - outer	<b>Model:</b> 8400	<b>REF</b> <a href="#">100SG2981</a>
Blade, squeegee side - LH	<b>Model:</b> 8400	<b>REF</b> <a href="#">100SG2977</a>
Blade, squeegee side - RH	<b>Model:</b> 8400	<b>REF</b> <a href="#">100SG2978</a>



## SWEEPER/BRUSH

Sweeper brush, curb - 23" or 584,20 mm; iron wire; 3 SR	<b>Model:</b> 8400	<b>REF</b> <a href="#">100SG3497</a>
Sweeper brush, curb - 23" or 584,20 mm; nylon; 3 SR	<b>Model:</b> 8400	<b>REF</b> <a href="#">100SG3411</a>
Sweeper brush, curb - 23" or 584,20 mm; polypropylene; 3 SR	<b>Model:</b> 8400	<b>REF</b> <a href="#">100SG3496</a>
Sweeper brush, curb, main - 45" or 1143,00 mm; iron wire; 8 DR	<b>Model:</b> 8400	<b>REF</b> <a href="#">100SG2949</a>
Sweeper brush, main - 45" or 1143,00 mm; natural fiber-iron wire; 24 SR	<b>Model:</b> 8400	<b>REF</b> <a href="#">100SG2936</a>
Sweeper brush, main, curb - 45" or 1143,00 mm; nylon patrol; 5 DR	<b>Model:</b> 8400	<b>REF</b> <a href="#">100SG2962</a>
Sweeper brush, main - 45" or 1143,00 mm; nylon; 24 SR	<b>Model:</b> 8400	<b>REF</b> <a href="#">100SG3492</a>
Sweeper brush, main - 45" or 1143,00 mm; nylon; 8 DR	<b>Model:</b> 8400	<b>REF</b> <a href="#">100SG3493</a>
Sweeper brush, main, curb - 45" or 1143,00 mm; polypropylene; 5 DR	<b>Model:</b> 8400	<b>REF</b> <a href="#">100SG2963</a>
Sweeper brush, main - 45" or 1143,00 mm; polypropylene-iron wire; 8 DR	<b>Model:</b> 8400	<b>REF</b> <a href="#">100SG3494</a>



## VACUUM MOTOR

Motor, vacuum - hydraulic; for vacuum fan group	<b>Model:</b> 8400	<b>REF</b> <a href="#">100SG3491</a>
Motor, vacuum - hydraulic; for vacuum system group; for scrubber	<b>Model:</b> 8400	<b>REF</b> <a href="#">100SG2980</a>

used for: **TENNANT** series: **8410**



## FILTER

Filter element, dust filter	<b>Model:</b> 8410	<b>REF</b> <a href="#">100SG2722</a>
Filter element, solution intake filter –from sn 00004434	<b>Model:</b> 8410	<b>REF</b> <a href="#">100SG2734</a>



## HOSE

Hose, vacuum - 100" or 2540,00 mm	<b>Model:</b> 8410	<b>REF</b> <a href="#">100SG2991</a>
Hose, vacuum - 24" or 609,60 mm	<b>Model:</b> 8410	<b>REF</b> <a href="#">100SG3500</a>



## MOTOR

Motor, main broom - hydraulic; gear; total length: 200,00 mm; from sn 00000001	<b>Model:</b> 8410	<b>REF</b> <a href="#">100SG2984</a>
Motor, scrub brush – center, LH, RH; Eaton	<b>Model:</b> 8410	<b>REF</b> <a href="#">100SG2979</a>

## SQUEEGEE

Blade, squeegee rear - inner	<b>Model:</b> 8410	<b>REF</b> <a href="#">100SG2989</a>
Blade, squeegee rear - outer	<b>Model:</b> 8410	<b>REF</b> <a href="#">100SG2990</a>
Blade, squeegee side - RH	<b>Model:</b> 8410	<b>REF</b> <a href="#">100SG2978</a>



## SWEEPER/BRUSH


Sweeper brush, curb - 23" or 584,20 mm; iron wire; 3 SR	<b>Model:</b> 8410	<b>REF</b> <a href="#">100SG3497</a>
Sweeper brush, curb - 23" or 584,20 mm; nylon; 3 SR	<b>Model:</b> 8410	<b>REF</b> <a href="#">100SG3411</a>
Sweeper brush, curb - 23" or 584,20 mm; polypropylene; 3 SR	<b>Model:</b> 8410	<b>REF</b> <a href="#">100SG3496</a>
Sweeper brush, curb, main - 45" or 1143,00 mm; iron wire; 8 DR	<b>Model:</b> 8410	<b>REF</b> <a href="#">100SG2949</a>
Sweeper brush, main - 45" or 1143,00 mm; natural fiber-iron wire; 24 SR	<b>Model:</b> 8410	<b>REF</b> <a href="#">100SG2936</a>
Sweeper brush, main, curb - 45" or 1143,00 mm; nylon patrol; 5 DR	<b>Model:</b> 8410	<b>REF</b> <a href="#">100SG2962</a>
Sweeper brush, main - 45" or 1143,00 mm; nylon; 24 SR	<b>Model:</b> 8410	<b>REF</b> <a href="#">100SG3492</a>
Sweeper brush, main - 45" or 1143,00 mm; nylon; 8 DR	<b>Model:</b> 8410	<b>REF</b> <a href="#">100SG3493</a>
Sweeper brush, main, curb - 45" or 1143,00 mm; polypropylene; 5 DR	<b>Model:</b> 8410	<b>REF</b> <a href="#">100SG2963</a>
Sweeper brush, main - 45" or 1143,00 mm; polypropylene-iron wire; 8 DR	<b>Model:</b> 8410	<b>REF</b> <a href="#">100SG3494</a>



## VACUUM MOTOR

Motor, vacuum – hydraulic; with valve	<b>Model:</b> 8410	<b>REF</b> <a href="#">100SG2992</a>
Motor, vacuum – hydraulic; for vacuum system group; for scrubber	<b>Model:</b> 8410	<b>REF</b> <a href="#">100SG2980</a>

used for: **TENNANT** series: **215E**



## FILTER

Filter element, dust filter	<b>Model:</b> 215E	<b>REF</b> <a href="#">100SG3507</a>
-----------------------------	--------------------	--------------------------------------



## SWEEPER/BRUSH

Sweeper brush, curb - 8" or 203,20 mm; Perlon; 2 SR	<b>Model:</b> 215E	<b>REF</b> <a href="#">100SG3454</a>
Sweeper brush, curb - 8" or 203,20 mm; polypropylene; 2 SR	<b>Model:</b> 215E	<b>REF</b> <a href="#">100SG3453</a>
Sweeper brush, main - 36" or 914,40 mm; polypropylene; 8 SR	<b>Model:</b> 215E	<b>REF</b> <a href="#">100SG3455</a>
Sweeper brush, main - 36" or 914,40 mm; proex and wire; 8 SR	<b>Model:</b> 215E	<b>REF</b> <a href="#">100SG3456</a>

used for: **TENNANT** series: **215E**

used for: **TENNANT** series: **515SS**



## FILTER

Filter element, dust filter - recovery tank	<b>Model:</b> 515SS	<b>REF</b> <a href="#">100SG2837</a>
---	---------------------	--------------------------------------



## HOSE

Hose, vacuum - power wand; from sn 00000001	<b>Model:</b> 515SS	<b>REF</b> <a href="#">100SG2945</a>
Hose, vacuum - rear squeegee; recovery tank	<b>Model:</b> 515SS	<b>REF</b> <a href="#">100SG2730</a>
Hose, vacuum - side squeegee; from sn 00000001	<b>Model:</b> 515SS	<b>REF</b> <a href="#">100SG2793</a>
Hose, vacuum - from sn 00000001	<b>Model:</b> 515SS	<b>REF</b> <a href="#">100SG2927</a>



## MOTOR

Motor, scrub brush - 36 VDC; 28 A; 2200 RPM; max pro 1000, 2 brush system and max pro 1200, 3 brush system	<b>Model:</b> 515SS	<b>REF</b> <a href="#">100SG2728</a>
Electromotor, scrub brush - heavy-duty	<b>Model:</b> 515SS	<b>REF</b> <a href="#">100SG2729</a>



## SQUEEGEE

Blade, squeegee front - red gum; max pro 1200, 3 brush system	<b>Model:</b> 515SS	<b>REF</b> <a href="#">100SG2792</a>
Blade, squeegee rear - inner; neoprene; optional; from sn 00000001	<b>Model:</b> 515SS	<b>REF</b> <a href="#">100SG2783</a>
Blade, squeegee rear - outer; rubber; from sn 00000001	<b>Model:</b> 515SS	<b>REF</b> <a href="#">100SG2775</a>
Blade, squeegee side - RH; max pro 1200, 3 scrub brush system	<b>Model:</b> 515SS	<b>REF</b> <a href="#">100SG2791</a>



## SWEEPER/BRUSH

Pad assembly, main scrubber brush - 16" or 406,40 mm; polypropylene; max pro 1200, 3 brush system	<b>Model:</b> 515SS	<b>REF</b> <a href="#">100SG2777</a>
Scrubber brush, main - 16" or 406,40 mm; nylon; 8 SR; max pro 1200, 3 brush system	<b>Model:</b> 515SS	<b>REF</b> <a href="#">100SG2942</a>
Scrubber brush, main - 16" or 406,40 mm; super arbasive; 7 SR; max pro 1200, 3 brush system	<b>Model:</b> 515SS	<b>REF</b> <a href="#">100SG2943</a>
Scrubber brush, main - 20" or 508,00 mm; nylon; 10 SR; max pro 1000, 2 brush system	<b>Model:</b> 515SS	<b>REF</b> <a href="#">100SG2727</a>
Scrubber brush, main - 20" or 508,00 mm; polypropylene; 10 SR; max pro 1000, 2 brush system	<b>Model:</b> 515SS	<b>REF</b> <a href="#">100SG2726</a>
Scrubber brush, main - 20" or 508,00 mm; Tynex; 9 SR; max pro 1000, 2 brush system	<b>Model:</b> 515SS	<b>REF</b> <a href="#">100SG2725</a>
Scrubber brush, main - 16" or 406,40 mm; polypropylene; 7 SR	<b>Model:</b> 515SS	<b>REF</b> <a href="#">100SG2778</a>
Sweeper brush, curb - 8" or 203,20 mm; polypropylene; 2 SR; max-pro 1200, 3 brush system	<b>Model:</b> 515SS	<b>REF</b> <a href="#">100SG3000</a>
Sweeper brush, main - 36" or 914,40 mm; polypropylene; 6 DR; max pro 1200 system	<b>Model:</b> 515SS	<b>REF</b> <a href="#">100SG2794</a>



## VACUUM MOTOR

Motor, vacuum - 36 VDC; 550 W; from sn 00000001	<b>Model:</b> 515SS	<b>REF</b> <a href="#">100SG3430</a>
---	---------------------	--------------------------------------

used for: **TENNANT** series: **M20**


## FILTER

Filter element, dust filter - hopper; replaced by 9003774; sn 00000001 - 00002280; used for: GM 1,6 L; fuel type: gasoline/LPG	<b>Model:</b> M20	REF <a href="#">100SG2609</a>
Filter element, dust filter - hopper; used for: Kubota; fuel type: diesel	<b>Model:</b> M20	REF <a href="#">100SG2685</a>



## HOSE

Hose, squeegee - to recovery tank	<b>Model:</b> M20	REF <a href="#">100SG2649</a>
Hose, vacuum - 12" or 304,80 mm	<b>Model:</b> M20	REF <a href="#">100SG2647</a>
Hose, vacuum - 36" or 914,40 mm	<b>Model:</b> M20	REF <a href="#">100SG2648</a>
Hose, vacuum - inner diameter: 0.22"; length: 3.0"; from sn 00002000; used for: GM 1,6 L; fuel type: gasoline/LPG	<b>Model:</b> M20	REF <a href="#">100SG2871</a>
Hose, vacuum - rear squeegee; used for: Kubota; fuel type: diesel	<b>Model:</b> M20	REF <a href="#">100SG2613</a>
Hose, vacuum - with 2 cuff; wand; sn 00000001 - 00002406; used for: Kubota; fuel type: diesel	<b>Model:</b> M20	REF <a href="#">100SG2965</a>



## MOTOR

Motor, scrub brush - hydraulic; used for: GM 1,6 L; fuel type: gasoline/LPG; Kubota; fuel type: Diesel	<b>Model:</b> M20	REF <a href="#">100SG2974</a>
--	-------------------	-------------------------------



## SQUEEGEE

Blade, squeegee rear, front - inner; rubber	<b>Model:</b> M20	REF <a href="#">100SG2608</a>
Blade, squeegee rear - inner; polyurethane; 49.59l	<b>Model:</b> M20	REF <a href="#">100SG2643</a>
Blade, squeegee rear - outer; red gum	<b>Model:</b> M20	REF <a href="#">100SG2646</a>
Blade, squeegee rear - outer; polyurethane; 53.78l	<b>Model:</b> M20	REF <a href="#">100SG2651</a>
Blade, squeegee side - 24" or 609,60 mm; red gum - from sn 0179	<b>Model:</b> M20	REF <a href="#">100SG2684</a>
Blade, squeegee side - 24" or 609,60 mm; rubber - from sn 0179	<b>Model:</b> M20	REF <a href="#">100SG2683</a>
Blade, squeegee side - 24" or 609,60 mm; polyurethane; thickness: 5,00 mm - from sn 0179	<b>Model:</b> M20	REF <a href="#">100SG2700</a>
Blade, squeegee side - 24" or 609,60 mm; polyurethane; thickness: 9,60 mm - from sn 0179	<b>Model:</b> M20	REF <a href="#">100SG2699</a>
Blade, squeegee side - rubber; 37.08l	<b>Model:</b> M20	REF <a href="#">100SG2645</a>
Blade, squeegee side - polyurethane; 38.3l; optional	<b>Model:</b> M20	REF <a href="#">100SG2650</a>



## SWEEPER/BRUSH

Sweeper brush, curb - 16" or 406,40 mm; nylon; 8 SR	<b>Model:</b> M20	REF <a href="#">100SG2673</a>
Sweeper brush, curb - 16" or 406,40 mm; polypropylene; 6 SR	<b>Model:</b> M20	REF <a href="#">100SG2640</a>
Sweeper brush, curb - 16" or 406,40 mm; polypropylene; 8 SR	<b>Model:</b> M20	REF <a href="#">100SG2674</a>
Sweeper brush, curb - 16" or 406,40 mm; Tynex; 7 SR	<b>Model:</b> M20	REF <a href="#">100SG2675</a>
Sweeper brush, curb - 40" or 1016,00 mm; Tynex; 10 TR; window	<b>Model:</b> M20	REF <a href="#">100SG2703</a>



## VACUUM MOTOR

Motor, vacuum - hydraulic; scrubbing	<b>Model:</b> M20	REF <a href="#">100SG3010</a>
Motor, vacuum - hydraulic; for vacuum fan group	<b>Model:</b> M20	REF <a href="#">100SG3491</a>

used for: **TENNANT** series: **M30**



## FILTER

Filter element, dust filter - hopper; used for: Kubota; fuel type: diesel	<b>Model:</b> M30	<b>REF</b> <a href="#">100SG2685</a>
---	-------------------	--------------------------------------



## HOSE

Hose, squeegee - to recovery tank	<b>Model:</b> M30	<b>REF</b> <a href="#">100SG2649</a>
Hose, vacuum - 12" or 304,80 mm	<b>Model:</b> M30	<b>REF</b> <a href="#">100SG2647</a>
Hose, vacuum - 36" or 914,40 mm	<b>Model:</b> M30	<b>REF</b> <a href="#">100SG2648</a>
Hose, vacuum - inner diameter: 0.22"; length: 3.0"; from sn 00002000; used for: GM 1,6 L; fuel type: gasoline/LPG	<b>Model:</b> M30	<b>REF</b> <a href="#">100SG2871</a>
Hose, vacuum - rear squeegee; used for: Kubota; fuel type: diesel	<b>Model:</b> M30	<b>REF</b> <a href="#">100SG2613</a>



## MOTOR

Motor, scrub brush - hydraulic; used for: GM 1,6 L; fuel type: gasoline/LPG; Kubota; fuel type: Diesel	<b>Model:</b> M30	<b>REF</b> <a href="#">100SG2974</a>
--	-------------------	--------------------------------------



## SQUEEGEE

Blade, squeegee front - inner; red gum	<b>Model:</b> M30	<b>REF</b> <a href="#">100SG2655</a>
Blade, squeegee front - inner; polyurethane; optional	<b>Model:</b> M30	<b>REF</b> <a href="#">100SG2665</a>
Blade, squeegee rear - outer; red gum	<b>Model:</b> M30	<b>REF</b> <a href="#">100SG2654</a>
Blade, squeegee rear - outer; polyurethane; optional	<b>Model:</b> M30	<b>REF</b> <a href="#">100SG2664</a>
Blade, squeegee side - rubber; 37.08l	<b>Model:</b> M30	<b>REF</b> <a href="#">100SG2645</a>
Blade, squeegee side - red gum; sn 00000001 - 00001278	<b>Model:</b> M30	<b>REF</b> <a href="#">100SG2624</a>
Blade, squeegee side - polyurethane; 38.3l; optional	<b>Model:</b> M30	<b>REF</b> <a href="#">100SG2650</a>
Blade, squeegee side - polyurethane; sn 00000001 - 00001278	<b>Model:</b> M30	<b>REF</b> <a href="#">100SG2642</a>



## SWEEPER/BRUSH

Sweeper brush, curb - 16" or 406,40 mm; nylon; 8 SR	<b>Model:</b> M30	<b>REF</b> <a href="#">100SG2673</a>
Sweeper brush, curb - 16" or 406,40 mm; polypropylene; 6 SR	<b>Model:</b> M30	<b>REF</b> <a href="#">100SG2640</a>
Sweeper brush, curb - 16" or 406,40 mm; polypropylene; 8 SR	<b>Model:</b> M30	<b>REF</b> <a href="#">100SG2674</a>
Sweeper brush, curb - 16" or 406,40 mm; Tynex; 7 SR	<b>Model:</b> M30	<b>REF</b> <a href="#">100SG2675</a>




## VACUUM MOTOR

Motor, vacuum - hydraulic; scrubbing	<b>Model:</b> M30	<b>REF</b> <a href="#">100SG3010</a>
Motor, vacuum - hydraulic; for vacuum fan group	<b>Model:</b> M30	<b>REF</b> <a href="#">100SG3491</a>



used for: **TENNANT** series: **S10**



## FILTER

Filter element, dust filter - panel type	<b>Model:</b> S10	<b>REF</b> <a href="#">100SG2681</a>
Filter element, dust filter - panel type; 406 x 660	<b>Model:</b> S10	<b>REF</b> <a href="#">100SG2657</a>



## SWEEPER/BRUSH

Sweeper brush, curb - 8" or 203,20 mm; polypropylene; 2 SR; pre-sweep	<b>Model:</b> S10	<b>REF</b> <a href="#">100SG2776</a>
Sweeper brush, main - 26" or 660,40 mm; natural fiber-iron wire; 6 DR	<b>Model:</b> S10	<b>REF</b> <a href="#">101SG3583</a>
Sweeper brush, main - 26" or 660,40 mm; nylon; 6 DR	<b>Model:</b> S10	<b>REF</b> <a href="#">101SG3585</a>
Sweeper brush, main - 26" or 660,40 mm; polypropylene; 6 DR	<b>Model:</b> S10	<b>REF</b> <a href="#">101SG3584</a>

used for: **TENNANT** series: **S10**

used for: **TENNANT** series: **S12**

used for: **TENNANT** series: **S12**



### FILTER

Filter element, dust filter	<b>Model:</b> S12	<b>REF</b> <a href="#">100SG2867</a>
-----------------------------	-------------------	--------------------------------------



### MOTOR

Motor, main broom - 24 VDC; 220 VAC	<b>Model:</b> S12	<b>REF</b> <a href="#">100SG2870</a>
-------------------------------------	-------------------	--------------------------------------



### SWEEPER/BRUSH

Sweeper brush, curb - 7" or 177,80 mm; polypropylene; 3 SR; standard	<b>Model:</b> S12	<b>REF</b> <a href="#">101SG3587</a>
Sweeper brush, main - 28" or 711,20 mm; natural fiber; 8 SR	<b>Model:</b> S12	<b>REF</b> <a href="#">101SG3588</a>
Sweeper brush, main - 28" or 711,20 mm; polypropylene; 8 SR	<b>Model:</b> S12	<b>REF</b> <a href="#">101SG3586</a>

used for: **TENNANT** series: **S20**



## FILTER

Filter element, dust filter - panel type	<b>Model:</b> S20	<b>REF</b> <a href="#">101SG3589</a>
--	-------------------	--------------------------------------



## MOTOR

Motor, main broom - hydraulic	<b>Model:</b> S20	<b>REF</b> <a href="#">100SG2786</a>
-------------------------------	-------------------	--------------------------------------



## SWEEPER/BRUSH

Sweeper brush, curb - 23" or 584,20 mm; iron wire; 3 SR	<b>Model:</b> S20	<b>REF</b> <a href="#">100SG3497</a>
Sweeper brush, curb - 23" or 584,20 mm; nylon; 3 SR	<b>Model:</b> S20	<b>REF</b> <a href="#">100SG3411</a>
Sweeper brush, curb - 23" or 584,20 mm; polypropylene; 3 SR	<b>Model:</b> S20	<b>REF</b> <a href="#">100SG3496</a>
Sweeper brush, curb - dual	<b>Model:</b> S20	<b>REF</b> <a href="#">100SG3015</a>

used for: **TENNANT** series: **S20**

used for: **TENNANT** series: **S30**

used for: **TENNANT** series: **S30**



## FILTER

Filter element, dust filter	<b>Model:</b> S30	<b>REF</b> <a href="#">101SG3590</a>
-----------------------------	-------------------	--------------------------------------



## MOTOR

Motor, main broom - hydraulic; internal, from sn 00008248	<b>Model:</b> S30	<b>REF</b> <a href="#">100SG3474</a>
Motor, main broom - hydraulic; internal - from sn 00002134	<b>Model:</b> S30	<b>REF</b> <a href="#">100SG2698</a>



## SWEEPER/BRUSH

Sweeper brush, curb - 13" or 330,20 mm; iron wire; 3 SR	<b>Model:</b> S30	<b>REF</b> <a href="#">100SG2671</a>
Sweeper brush, curb - 14" or 355,60 mm; nylon; 3 SR	<b>Model:</b> S30	<b>REF</b> <a href="#">100SG2670</a>
Sweeper brush, curb - 14" or 355,60 mm; polypropylene; 3 SR	<b>Model:</b> S30	<b>REF</b> <a href="#">100SG2639</a>
Sweeper brush, curb - LH; CI	<b>Model:</b> S30	<b>REF</b> <a href="#">100SG3011</a>
Sweeper brush, curb, main - 45" or 1143,00 mm; iron wire; 8 DR	<b>Model:</b> S30	<b>REF</b> <a href="#">100SG2949</a>
Sweeper brush, main - 45" or 1143,00 mm; natural fiber-iron wire; 24 SR	<b>Model:</b> S30	<b>REF</b> <a href="#">100SG2936</a>
Sweeper brush, main, curb - 45" or 1143,00 mm; nylon patrol; 5 DR	<b>Model:</b> S30	<b>REF</b> <a href="#">100SG2962</a>
Sweeper brush, main - 45" or 1143,00 mm; nylon; 24 SR	<b>Model:</b> S30	<b>REF</b> <a href="#">100SG3492</a>
Sweeper brush, main - 45" or 1143,00 mm; nylon; 8 DR	<b>Model:</b> S30	<b>REF</b> <a href="#">100SG3493</a>
Sweeper brush, main, curb - 45" or 1143,00 mm; polypropylene; 5 DR	<b>Model:</b> S30	<b>REF</b> <a href="#">100SG2963</a>
Sweeper brush, main - 45" or 1143,00 mm; polypropylene-iron wire; 8 DR	<b>Model:</b> S30	<b>REF</b> <a href="#">100SG3494</a>
Sweeper brush, curb; main - 45" or 1143,00 mm; sand wedge polypropylene; 30 SR	<b>Model:</b> S30	<b>REF</b> <a href="#">100SG2832</a>
Sweeper brush, main - 45" or 1143,00 mm; window polypropylene; 5 TR	<b>Model:</b> S30	<b>REF</b> <a href="#">100SG3457</a>

used for: **TENNANT** series: **S8**




## FILTER

Filter element, dust filter – pre-filter kit	<b>Model:</b> S8	<b>REF</b> <a href="#">100SG2957</a>
Filter element, dust filter - standard; hospital grade	<b>Model:</b> S8	<b>REF</b> <a href="#">100SG2954</a>



## MOTOR

Elektromotor, main broom – with gearbox; 12 V; Europe	<b>Model:</b> S8	<b>REF</b> <a href="#">100SG2950</a>
Elektromotor, main broom – with gearbox; USA, Japan	<b>Model:</b> S8	<b>REF</b> <a href="#">100SG2952</a>



## SWEEPER/BRUSH

Sweeper brush, curb - 7" or 177,80 mm; polypropylene; 2 SR	<b>Model:</b> S8	<b>REF</b> <a href="#">101SG3582</a>
Sweeper brush, main - 20" or 508,00 mm; polypropylene; 8 SR	<b>Model:</b> S8	<b>REF</b> <a href="#">101SG3581</a>

used for: **TENNANT** series: **S8**

used for: **TENNANT** series: **T1**

used for: **TENNANT** series: **T1**



## HOSE

Hose, vacuum - from squeegee; from sn 10000000 - 20000000; from sn 60000000 - 70000000	<b>Model:</b> T1	REF <a href="#">100SG2661</a>
Hose, vacuum - to tank; from sn 10000000 - 20000000; from sn 60000000 - 70000000	<b>Model:</b> T1	REF <a href="#">100SG2662</a>



## MOTOR

Motor, scrub brush - 115 VDC; 2,5 A; 25 HP; 2400 RPM; model 120v; from sn 10507590 - 20000000; from sn 60012391 - 70000000	<b>Model:</b> T1	REF <a href="#">100SG2653</a>
Motor, scrub brush - 115 VDC; sn 10000000 - 10507589; sn 60000000 - 60012390	<b>Model:</b> T1	REF <a href="#">100SG3017</a>
Motor, scrub brush - 230 VDC; 1,3 A; 25 HP; 2400 RPM; model 230v; from sn 10507590 - 20000000; from sn 60012391 - 70000000	<b>Model:</b> T1	REF <a href="#">100SG2656</a>
Motor, scrub brush - 230 VDC - sn 10000000 - 10507589 - sn 60000000 - 60012390	<b>Model:</b> T1	REF <a href="#">100SG3018</a>



## SQUEEGEE

Blade, squeegee front - inner; polyurethane; from sn 10000000 - 20000000; from sn 60000000 - 70000000	<b>Model:</b> T1	REF <a href="#">100SG2697</a>
Blade, squeegee front - outer; polyurethane; from sn 10000000 - 20000000; from sn 60000000 - 70000000	<b>Model:</b> T1	REF <a href="#">100SG2686</a>



## SWEEPER/BRUSH

Scrubber brush, main - 15" or 381,00 mm; nylon; 12 SR; standard; cylindrical	<b>Model:</b> T1	REF <a href="#">101SG3591</a>
Scrubber brush, main - 15" or 381,00 mm; polypropylene; 12 SR; cylindrical	<b>Model:</b> T1	REF <a href="#">101SG3592</a>



## VACUUM MOTOR

Motor, vacuum - 120 VAC; from sn 10000000 - 20000000; from sn 60000000 - 70000000	<b>Model:</b> T1	REF <a href="#">100SG2658</a>
Motor, vacuum - 240 VAC; from sn 10000000 - 20000000; from sn 60000000 - 70000000	<b>Model:</b> T1	REF <a href="#">100SG2660</a>

used for: **TENNANT** series: **T15**



## FILTER

Filter element, dust filter	<b>Model:</b> T15	<b>REF</b> <a href="#">100SG2768</a>
Filter element, solution intake filter –from sn 00004434	<b>Model:</b> T15	<b>REF</b> <a href="#">100SG2734</a>
Filter element, solution intake filter - 40 mesh	<b>Model:</b> T15	<b>REF</b> <a href="#">100SG2595</a>



## MOTOR

Motor, scrub brush - 36 VDC; 17 A; 1725 RPM; from sn 00007862	<b>Model:</b> T15	<b>REF</b> <a href="#">100SG2850</a>
---	-------------------	--------------------------------------



## SQUEEGEE

Blade kit, squeegee - 36" or 914,40 mm; rubber	<b>Model:</b> T15	<b>REF</b> <a href="#">100SG2772</a>
Blade kit, squeegee - 36" or 914,40 mm; polyurethane; oil-resistant	<b>Model:</b> T15	<b>REF</b> <a href="#">100SG3447</a>
Blade, squeegee front - 36" or 914,40 mm; red gum	<b>Model:</b> T15	<b>REF</b> <a href="#">100SG2770</a>
Blade, squeegee front - 36" or 914,40 mm; red gum; 1 SL	<b>Model:</b> T15	<b>REF</b> <a href="#">100SG2771</a>
Blade, squeegee inner - 36" or 914,40 mm; front; oil-resistant	<b>Model:</b> T15	<b>REF</b> <a href="#">100SG2762</a>
Blade, squeegee rear - 36" or 914,40 mm; rubber	<b>Model:</b> T15	<b>REF</b> <a href="#">100SG3441</a>
Blade, squeegee rear - 36" or 914,40 mm; red gum; 49.37i	<b>Model:</b> T15	<b>REF</b> <a href="#">100SG3440</a>
Blade, squeegee rear - 32" or 812,80 mm; polyurethane; oil-resistant	<b>Model:</b> T15	<b>REF</b> <a href="#">100SG3448</a>
Blade, squeegee side – 28" or 711,20 mm; LH, RH, red gum, max pro 1000, 2 scrub brush system	<b>Model:</b> T15	<b>REF</b> <a href="#">100SG2995</a>



## SWEEPER/BRUSH

Sweeper brush, curb - 8" or 203,20 mm; polypropylene; 2 SR	<b>Model:</b> T15	<b>REF</b> <a href="#">101SG3604</a>
Sweeper brush, curb - 8" or 203,20 mm; polypropylene; 2 SR; pre-sweep	<b>Model:</b> T15	<b>REF</b> <a href="#">100SG2776</a>
Sweeper brush, main - 32" or 812,80 mm; polypropylene; pre-sweep option; 6 DR	<b>Model:</b> T15	<b>REF</b> <a href="#">100SG2919</a>



## VACUUM MOTOR

Motor, vacuum - 36 VDC; 550 W; 3 stage; fan and motor; fan and motor; squeegee; from sn 00003390	<b>Model:</b> T15	<b>REF</b> <a href="#">100SG3486</a>
--	-------------------	--------------------------------------



used for: **TENNANT** series: **T16**



## FILTER

Filter element, dust filter - 2.0 x 6.1 x 7.6	<b>Model:</b> T16	<b>REF</b> <a href="#">100SG2659</a>
---	-------------------	--------------------------------------



## HOSE

Hose, drain; solution - black	<b>Model:</b> T16	<b>REF</b> <a href="#">100SG2704</a>
Hose, squeegee	<b>Model:</b> T16	<b>REF</b> <a href="#">100SG2717</a>



## SQUEEGEE

Blade, squeegee front - gum; optional	<b>Model:</b> T16	<b>REF</b> <a href="#">100SG2714</a>
Blade, squeegee front - red gum; standard	<b>Model:</b> T16	<b>REF</b> <a href="#">100SG2695</a>
Blade, squeegee front - polyurethane; optional	<b>Model:</b> T16	<b>REF</b> <a href="#">100SG2713</a>
Blade, squeegee inner - gum	<b>Model:</b> T16	<b>REF</b> <a href="#">100SG2707</a>
Blade, squeegee inner - red gum	<b>Model:</b> T16	<b>REF</b> <a href="#">100SG2693</a>
Blade, squeegee inner - polyurethane 50D	<b>Model:</b> T16	<b>REF</b> <a href="#">100SG2705</a>
Blade, squeegee outer - gum	<b>Model:</b> T16	<b>REF</b> <a href="#">100SG2708</a>
Blade, squeegee outer - red gum dual	<b>Model:</b> T16	<b>REF</b> <a href="#">100SG2702</a>
Blade, squeegee outer - polyurethane 50D	<b>Model:</b> T16	<b>REF</b> <a href="#">100SG2706</a>
Blade, squeegee rear - gum; optional	<b>Model:</b> T16	<b>REF</b> <a href="#">100SG2712</a>
Blade, squeegee rear - red gum; standard	<b>Model:</b> T16	<b>REF</b> <a href="#">100SG2689</a>
Blade, squeegee rear - polyurethane; optional	<b>Model:</b> T16	<b>REF</b> <a href="#">100SG2711</a>
Blade, squeegee side - gum	<b>Model:</b> T16	<b>REF</b> <a href="#">100SG2709</a>
Blade, squeegee side - red gum	<b>Model:</b> T16	<b>REF</b> <a href="#">100SG2694</a>
Blade, squeegee side - polyurethane	<b>Model:</b> T16	<b>REF</b> <a href="#">100SG2710</a>



## SWEEPER/BRUSH

Pad assembly, main scrubber brush - 13" or 330,20 mm; black; single piece; stripping	<b>Model:</b> T16	<b>REF</b> <a href="#">100SG3002</a>
Pad assembly, main scrubber brush - 13" or 330,20 mm; blue; single piece; scrubber	<b>Model:</b> T16	<b>REF</b> <a href="#">100SG3003</a>
Pad assembly, main scrubber brush - 13" or 330,20 mm; brown; single piece; stripping	<b>Model:</b> T16	<b>REF</b> <a href="#">100SG3001</a>
Pad assembly, main scrubber brush - 13" or 330,20 mm; single piece; surf prep	<b>Model:</b> T16	<b>REF</b> <a href="#">100SG2687</a>
Pad assembly, main scrubber brush - 13" or 330,20 mm; white; single piece; polishing	<b>Model:</b> T16	<b>REF</b> <a href="#">100SG3004</a>
Pad assembly, main scrubber brush - 18" or 457,20 mm; black; single piece; stripping	<b>Model:</b> T16	<b>REF</b> <a href="#">100SG2836</a>
Pad assembly, main scrubber brush - 18" or 457,20 mm; blue; single piece; scrubber	<b>Model:</b> T16	<b>REF</b> <a href="#">100SG2719</a>
Pad assembly, main scrubber brush - 18" or 457,20 mm; brown; single piece; stripping	<b>Model:</b> T16	<b>REF</b> <a href="#">100SG2718</a>
Pad assembly, main scrubber brush - 18" or 457,20 mm; red; single piece; buff	<b>Model:</b> T16	<b>REF</b> <a href="#">100SG2720</a>
Pad assembly, main scrubber brush - 18" or 457,20 mm; single piece; surf prep	<b>Model:</b> T16	<b>REF</b> <a href="#">100SG2688</a>
Pad assembly, main scrubber brush - 18" or 457,20 mm; white; single piece; polishing	<b>Model:</b> T16	<b>REF</b> <a href="#">100SG2721</a>
Scrubber brush, main - 34" or 863,60 mm; polyester; 20 SR; cylindrical	<b>Model:</b> T16	<b>REF</b> <a href="#">100SG2692</a>
Scrubber brush, main - 34" or 863,60 mm; super abrasive; 20 SR; cylindrical	<b>Model:</b> T16	<b>REF</b> <a href="#">100SG2715</a>
Scrubber brush, main - 35" or 889,00 mm; heavy-duty polypropylene; 20 SR; cylindrical	<b>Model:</b> T16	<b>REF</b> <a href="#">100SG2691</a>
Scrubber brush, main - 35" or 889,00 mm; polypropylene; 20 SR; cylindrical	<b>Model:</b> T16	<b>REF</b> <a href="#">100SG2690</a>



## VACUUM MOTOR

Motor, vacuum - 36 VDC; 550 W; 3 stage	<b>Model:</b> T16	<b>REF</b> <a href="#">100SG2696</a>
--	-------------------	--------------------------------------

used for: **TENNANT** series: **T2**



## FILTER

Filter element, solution intake filter - from sn mt2xxx00001	<b>Model:</b> T2	REF <a href="#">100SG2596</a>
--	------------------	-------------------------------



## HOSE

Hose, vacuum - from sn mt2xxx00001	<b>Model:</b> T2	REF <a href="#">100SG2672</a>
------------------------------------	------------------	-------------------------------



## MOTOR

Motor, scrub brush - 24 VDC; 200 RPM - from sn mt2xxx00001	<b>Model:</b> T2	REF <a href="#">100SG2669</a>
--	------------------	-------------------------------

## SQUEEGEE

Blade, squeegee front - gum; optional - from sn mt 2xxx00001	<b>Model:</b> T2	REF <a href="#">100SG2677</a>
Blade, squeegee front - red gum; optional - from sn mt2xxx00001	<b>Model:</b> T2	REF <a href="#">100SG2668</a>
Blade, squeegee front - polyurethane; standard - from sn mt2xxx00001	<b>Model:</b> T2	REF <a href="#">100SG2678</a>
Blade, squeegee rear - red gum; optional - from sn mt2xxx00001	<b>Model:</b> T2	REF <a href="#">100SG2667</a>
Blade, squeegee rear - rubber; optional - from sn mt2xxx00001	<b>Model:</b> T2	REF <a href="#">100SG2679</a>
Blade, squeegee rear - polyurethane; standard - from sn mt2xxx00001	<b>Model:</b> T2	REF <a href="#">100SG2680</a>



## SWEEPER/BRUSH

Scrubber brush, main - 16" or 406,40 mm; nylon; 8 SR; white - from sn mt2xxx00001	<b>Model:</b> T2	REF <a href="#">101SG3594</a>
Scrubber brush, main - 16" or 406,40 mm; polypropylene; 8 SR; black - from sn mt2xxx00001	<b>Model:</b> T2	REF <a href="#">101SG3593</a>
Scrubber brush, main - abrasive; gray; from sn mt2xxx00001	<b>Model:</b> T2	REF <a href="#">100SG3423</a>



## VACUUM MOTOR

Motor, vacuum - 24 VDC - from sn mt2xxx00001	<b>Model:</b> T2	REF <a href="#">100SG3013</a>
--	------------------	-------------------------------

used for: **TENNANT** series: **T20**



### FILTER

Filter assembly, hydraulic - 10 micron	<b>Model:</b> T20	REF <a href="#">100SG2614</a>
Filter element, air filter	<b>Model:</b> T20	REF <a href="#">100SG2831</a>
Filter element, fuel filter - fuel type: diesel	<b>Model:</b> T20	REF <a href="#">100SG2607</a>
Filter element, solution intake filter - 40 mesh	<b>Model:</b> T20	REF <a href="#">100SG2595</a>



### HOSE

Hose, drain	<b>Model:</b> T20	REF <a href="#">100SG2611</a>
Hose, vacuum - power wand; 118" or 2997,20 mm	<b>Model:</b> T20	REF <a href="#">100SG2946</a>



### SQUEEGEE

Blade, squeegee rear, front - inner; rubber	<b>Model:</b> T20	REF <a href="#">100SG2608</a>
Blade, squeegee rear - inner; polyurethane; 49.59l	<b>Model:</b> T20	REF <a href="#">100SG2643</a>
Blade, squeegee rear - outer; red gum	<b>Model:</b> T20	REF <a href="#">100SG2646</a>
Blade, squeegee rear - outer; polyurethane; 53.78l	<b>Model:</b> T20	REF <a href="#">100SG2651</a>



### SWEEPER/BRUSH

Scrubber brush, main - 16" or 406,40 mm; super arbasive; 7 SR; max pro 1200, 3 brush system	<b>Model:</b> T20	REF <a href="#">100SG2943</a>
Scrubber brush, main - 40" or 1016,00 mm; heavy-duty polypropylene; 24 SR; cylindrical	<b>Model:</b> T20	REF <a href="#">100SG2644</a>
Scrubber brush, main - 40" or 1016,00 mm; polyester; 12 DR; cylindrical	<b>Model:</b> T20	REF <a href="#">100SG2641</a>
Scrubber brush, main - 40" or 1016,00 mm; polypropylene; 24 SR; cylindrical	<b>Model:</b> T20	REF <a href="#">100SG2638</a>
Scrubber brush, main - 40" or 1016,00 mm; super abrasive; 24 SR; cylindrical	<b>Model:</b> T20	REF <a href="#">100SG2637</a>
Sweeper brush, curb - 16" or 406,40 mm; polypropylene; 6 SR	<b>Model:</b> T20	REF <a href="#">100SG2640</a>

used for: **TENNANT** series: **T3**



## HOSE

Hose, drain - recovery tank	<b>Model:</b> T3	<b>REF</b> <a href="#">100SG3422</a>
Hose, drain - solution tank	<b>Model:</b> T3	<b>REF</b> <a href="#">100SG3418</a>
Hose, vacuum	<b>Model:</b> T3	<b>REF</b> <a href="#">100SG3419</a>



## MOTOR

Motor, curb broom - 24 VDC; 430,00 mm - from sn 04135	<b>Model:</b> T3	<b>REF</b> <a href="#">100SG3424</a>
Motor, curb broom - 24 VDC; 430,00 mm - from sn 04134	<b>Model:</b> T3	<b>REF</b> <a href="#">100SG3508</a>
Motor, curb broom - 24 VDC; head group; 500,00 mm	<b>Model:</b> T3	<b>REF</b> <a href="#">100SG3413</a>



## SQUEEGEE

Blade, squeegee front - gum; optional	<b>Model:</b> T3	<b>REF</b> <a href="#">100SG3420</a>
Blade, squeegee front - 20" or 508,00 mm; red gum; standard	<b>Model:</b> T3	<b>REF</b> <a href="#">100SG3417</a>
Blade, squeegee front - 20" or 508,00 mm; oil-resistant; optional	<b>Model:</b> T3	<b>REF</b> <a href="#">100SG3421</a>
Blade, squeegee rear - 20" or 508,00 mm; gum; optional	<b>Model:</b> T3	<b>REF</b> <a href="#">100SG2602</a>
Blade, squeegee rear - 20" or 508,00 mm; red gum; standard	<b>Model:</b> T3	<b>REF</b> <a href="#">100SG2600</a>
Blade, squeegee rear - 20" or 508,00 mm; polyurethane; oil-resistant; optional	<b>Model:</b> T3	<b>REF</b> <a href="#">100SG2603</a>



## SWEEPER/BRUSH

Pad assembly, main scrubber brush - 10" or 254,00 mm; hard face	<b>Model:</b> T3	<b>REF</b> <a href="#">100SG3415</a>
Scrubber brush, main - 10" or 254,00 mm; super abrasive; 5 SR; grey	<b>Model:</b> T3	<b>REF</b> <a href="#">100SG3414</a>
Scrubber brush, main - abrasive; gray; from sn mt2xxx00001	<b>Model:</b> T3	<b>REF</b> <a href="#">100SG3423</a>



## VACUUM MOTOR

Motor, vacuum - 24 VDC	<b>Model:</b> T3	<b>REF</b> <a href="#">100SG3425</a>
Motor, vacuum - up to sn mt3...3054	<b>Model:</b> T3	<b>REF</b> <a href="#">100SG3509</a>

used for: **TENNANT** series: **T3**

used for: **TENNANT** series: **T5**

used for: **TENNANT** series: **T5**



## FILTER

Filter element, solution intake filter - 80 mesh	<b>Model:</b> T5	<b>REF</b> <a href="#">100SG2604</a>
--	------------------	--------------------------------------



## HOSE

Hose, vacuum	<b>Model:</b> T5	<b>REF</b> <a href="#">100SG3419</a>
--------------	------------------	--------------------------------------



## MOTOR

Motor, main broom; scrub brush - 24 VDC; 23 A; 1500 RPM; cylindrical	<b>Model:</b> T5	<b>REF</b> <a href="#">100SG2953</a>
--	------------------	--------------------------------------

## SQUEEGEE

Blade, squeegee front - 20" or 508,00 mm; gum; optional	<b>Model:</b> T5	<b>REF</b> <a href="#">100SG3420</a>
Blade, squeegee front - 20" or 508,00 mm; red gum; standard	<b>Model:</b> T5	<b>REF</b> <a href="#">100SG3417</a>
Blade, squeegee front - 20" or 508,00 mm; oil-resistant; optional	<b>Model:</b> T5	<b>REF</b> <a href="#">100SG3421</a>
Blade, squeegee front - 24" or 609,60 mm; gum; optional	<b>Model:</b> T5	<b>REF</b> <a href="#">100SG2625</a>
Blade, squeegee front - 24" or 609,60 mm; red gum; standard	<b>Model:</b> T5	<b>REF</b> <a href="#">100SG2615</a>
Blade, squeegee front - 24" or 609,60 mm; polyurethane; optional	<b>Model:</b> T5	<b>REF</b> <a href="#">100SG2626</a>
Blade, squeegee front - 28" or 711,20 mm; gum; optional	<b>Model:</b> T5	<b>REF</b> <a href="#">100SG2629</a>
Blade, squeegee front - 28" or 711,20 mm; red gum; standard	<b>Model:</b> T5	<b>REF</b> <a href="#">100SG2620</a>
Blade, squeegee front - 28" or 711,20 mm; polyurethane; optional	<b>Model:</b> T5	<b>REF</b> <a href="#">100SG2630</a>
Blade, squeegee front - 32" or 812,80 mm; gum; optional	<b>Model:</b> T5	<b>REF</b> <a href="#">100SG2633</a>
Blade, squeegee front - 32" or 812,80 mm; red gum; standard	<b>Model:</b> T5	<b>REF</b> <a href="#">100SG2622</a>
Blade, squeegee front - 32" or 812,80 mm; polyurethane; optional	<b>Model:</b> T5	<b>REF</b> <a href="#">100SG2634</a>
Blade, squeegee rear - 20" or 508,00 mm; gum; optional	<b>Model:</b> T5	<b>REF</b> <a href="#">100SG2602</a>
Blade, squeegee rear - 20" or 508,00 mm; red gum; standard	<b>Model:</b> T5	<b>REF</b> <a href="#">100SG2600</a>
Blade, squeegee rear - 20" or 508,00 mm; polyurethane; oil-resistant; optional	<b>Model:</b> T5	<b>REF</b> <a href="#">100SG2603</a>
Blade, squeegee rear - 24" or 609,60 mm; gum; optional	<b>Model:</b> T5	<b>REF</b> <a href="#">100SG2627</a>
Blade, squeegee rear - 24" or 609,60 mm; red gum; standard	<b>Model:</b> T5	<b>REF</b> <a href="#">100SG2612</a>
Blade, squeegee rear - 24" or 609,60 mm; polyurethane; optional	<b>Model:</b> T5	<b>REF</b> <a href="#">100SG2628</a>
Blade, squeegee rear - 28" or 711,20 mm; gum; optional	<b>Model:</b> T5	<b>REF</b> <a href="#">100SG2631</a>
Blade, squeegee rear - 28" or 711,20 mm; red gum; standard	<b>Model:</b> T5	<b>REF</b> <a href="#">100SG2621</a>
Blade, squeegee rear - 28" or 711,20 mm; polyurethane; optional	<b>Model:</b> T5	<b>REF</b> <a href="#">100SG2632</a>
Blade, squeegee rear - 32" or 812,80 mm; gum; optional	<b>Model:</b> T5	<b>REF</b> <a href="#">100SG2635</a>
Blade, squeegee rear - 32" or 812,80 mm; red gum; standard	<b>Model:</b> T5	<b>REF</b> <a href="#">100SG2623</a>
Blade, squeegee rear - 32" or 812,80 mm; polyurethane; optional	<b>Model:</b> T5	<b>REF</b> <a href="#">100SG2636</a>

## SWEEPER/BRUSH

Sweeper brush, curb - 11" or 279,40 mm; nylon; 4 SR	<b>Model:</b> T5	<b>REF</b> <a href="#">101SG3602</a>
Sweeper brush, curb - 11" or 279,40 mm; nylon; 5 SR	<b>Model:</b> T5	<b>REF</b> <a href="#">101SG3598</a>
Sweeper brush, curb - 11" or 279,40 mm; polypropylene; 5 SR	<b>Model:</b> T5	<b>REF</b> <a href="#">101SG3599</a>
Sweeper brush, curb - 13" or 330,20 mm; polypropylene; 7 SR	<b>Model:</b> T5	<b>REF</b> <a href="#">101SG3603</a>
Sweeper brush, curb - 15" or 381,00 mm; polypropylene; 7 SR	<b>Model:</b> T5	<b>REF</b> <a href="#">101SG3601</a>
Sweeper brush, curb - 16" or 406,40 mm; nylon; 8 SR	<b>Model:</b> T5	<b>REF</b> <a href="#">101SG3600</a>
Sweeper brush, main - 26" or 660,40 mm; nylon; 9 DR	<b>Model:</b> T5	<b>REF</b> <a href="#">101SG3596</a>
Sweeper brush, main - 26" or 660,40 mm; polypropylene; 18 SR	<b>Model:</b> T5	<b>REF</b> <a href="#">101SG3597</a>
Scrubber brush, main - 32" or 812,80 mm; nylon; 18 SR; cylindrical	<b>Model:</b> T5	<b>REF</b> <a href="#">100SG2744</a>
Sweeper brush, main - 31" or 787,40 mm; polypropylene; 18 SR; cylindrical	<b>Model:</b> T5	<b>REF</b> <a href="#">100SG2847</a>



## VACUUM MOTOR

Motor, vacuum - 24 VDC; 550 W	<b>Model:</b> T5	<b>REF</b> <a href="#">100SG3009</a>
-------------------------------	------------------	--------------------------------------

used for: **TENNANT** series: **T7**


## FILTER

Filter element, dust filter - recovery tank	<b>Model:</b> T7	<b>REF</b> <a href="#">100SG2837</a>
Filter element, solution intake filter - 80 mesh; strainer	<b>Model:</b> T7	<b>REF</b> <a href="#">100SG2925</a>



## HOSE

Hose, squeegee - fuel type: electric	<b>Model:</b> T7	<b>REF</b> <a href="#">100SG2605</a>
Hose, vacuum - fuel type: electric	<b>Model:</b> T7	<b>REF</b> <a href="#">100SG2599</a>



## MOTOR

Motor, scrub brush - 24 VDC; 19 A; 260 RPM; disk	<b>Model:</b> T7	<b>REF</b> <a href="#">100SG2592</a>
Motor, main broom; scrub brush - 24 VDC; 23 A; 1500 RPM; cylindrical	<b>Model:</b> T7	<b>REF</b> <a href="#">100SG2953</a>

## SQUEEGEE

Blade kit, squeegee - 26" or 650,00 mm; polyurethane; oil-resistant; rear	<b>Model:</b> T7	<b>REF</b> <a href="#">100SG2916</a>
Blade kit, squeegee - 26" or 660,40 mm; CI	<b>Model:</b> T7	<b>REF</b> <a href="#">100SG3005</a>
Blade kit, squeegee - 26" or 660,40 mm; tile	<b>Model:</b> T7	<b>REF</b> <a href="#">100SG2918</a>
Blade kit, squeegee - 32" or 812,80 mm; CI	<b>Model:</b> T7	<b>REF</b> <a href="#">100SG3006</a>
Blade kit, squeegee - 32" or 812,80 mm; tile; rear	<b>Model:</b> T7	<b>REF</b> <a href="#">100SG2917</a>
Blade kit, squeegee - 32" or 812,80 mm; polyurethane; oil-resistant; rear	<b>Model:</b> T7	<b>REF</b> <a href="#">100SG2915</a>
Blade, squeegee front - 28" or 711,20 mm; rubber	<b>Model:</b> T7	<b>REF</b> <a href="#">100SG2908</a>
Blade, squeegee front - 28" or 711,20 mm; oil-resistant; 35.0l	<b>Model:</b> T7	<b>REF</b> <a href="#">100SG2911</a>
Blade, squeegee front - 32" or 812,80 mm; rubber	<b>Model:</b> T7	<b>REF</b> <a href="#">100SG2904</a>
Blade, squeegee front - 32" or 812,80 mm; oil-resistant; 41.5l	<b>Model:</b> T7	<b>REF</b> <a href="#">100SG2913</a>
Blade, squeegee rear - 28" or 711,20 mm; gum rubber; 37.5l	<b>Model:</b> T7	<b>REF</b> <a href="#">100SG2906</a>
Blade, squeegee rear - 28" or 711,20 mm; rubber	<b>Model:</b> T7	<b>REF</b> <a href="#">100SG2907</a>
Blade, squeegee rear - 28" or 711,20 mm; oil-resistant; 37.0l	<b>Model:</b> T7	<b>REF</b> <a href="#">100SG2912</a>
Blade, squeegee rear - 32" or 812,80 mm; gum rubber; 44l	<b>Model:</b> T7	<b>REF</b> <a href="#">100SG2905</a>
Blade, squeegee rear - 32" or 812,80 mm; rubber	<b>Model:</b> T7	<b>REF</b> <a href="#">100SG2903</a>
Blade, squeegee rear - 32" or 812,80 mm; oil-resistant; 44l	<b>Model:</b> T7	<b>REF</b> <a href="#">100SG2914</a>
Blade, squeegee side - 28" or 711,20 mm; LH, RH, red gum, max pro 1000, 2 scrub brush system	<b>Model:</b> T7	<b>REF</b> <a href="#">100SG2995</a>



## SWEEPER/BRUSH

Scrubber brush, main - 28" or 711,20 mm; nylon; 18 SR; cylindrical	<b>Model:</b> T7	<b>REF</b> <a href="#">100SG2741</a>
Sweeper brush, main - 28" or 711,20 mm; polypropylene; 18 SR; cylindrical	<b>Model:</b> T7	<b>REF</b> <a href="#">100SG2846</a>
Scrubber brush, main - 28" or 711,20 mm; Tynex; abrasive; 18 SR; cylindrical	<b>Model:</b> T7	<b>REF</b> <a href="#">100SG2742</a>



## VACUUM MOTOR

Motor, vacuum - 24 VDC; with fan	<b>Model:</b> T7	<b>REF</b> <a href="#">100SG2601</a>
----------------------------------	------------------	--------------------------------------





USED FOR  
**WETROK**

used for: **WETROK** series: **DUOMATIC 500**

used for: **WETROK** series: **DUOMATIC 500**



### FILTER

Filter, solution inline	<b>Model:</b> DUOMATIC 500	<b>REF</b> <a href="#">100SG3225</a>
-------------------------	----------------------------	--------------------------------------



### HOSE

Hose, drain	<b>Model:</b> DUOMATIC 500	<b>REF</b> <a href="#">100SG3021</a>
Hose, vacuum	<b>Model:</b> DUOMATIC 500	<b>REF</b> <a href="#">100SG3020</a>

### SQUEEGEE

Blade, squeegee inner - 27" or 685,80 mm; rubber	<b>Model:</b> DUOMATIC 500	<b>REF</b> <a href="#">100SG3231</a>
Blade, squeegee outer - 27" or 685,80 mm; polyurethane	<b>Model:</b> DUOMATIC 500	<b>REF</b> <a href="#">100SG3230</a>
Blade, squeegee rear - 27" or 685,80 mm; polyurethane	<b>Model:</b> DUOMATIC 500	<b>REF</b> <a href="#">100SG3229</a>
Blade, squeegee side - 11" or 279,40 mm; rubber	<b>Model:</b> DUOMATIC 500	<b>REF</b> <a href="#">100SG3233</a>
Blade, squeegee side - 19" or 482,60 mm; rubber	<b>Model:</b> DUOMATIC 500	<b>REF</b> <a href="#">100SG3232</a>



### SWEEPER/BRUSH

Scrubber brush, main - 9" or 228,60 mm; natural fiber; 4 SR	<b>Model:</b> DUOMATIC 500	<b>REF</b> <a href="#">100SG3228</a>
Scrubber brush, main - 9" or 228,60 mm; polypropylene 0,3; 4 SR	<b>Model:</b> DUOMATIC 500	<b>REF</b> <a href="#">100SG3227</a>
Scrubber brush, main - 9" or 228,60 mm; polypropylene 0,6; 4 SR	<b>Model:</b> DUOMATIC 500	<b>REF</b> <a href="#">100SG3226</a>



### VACUUM MOTOR

Motor, vacuum	<b>Model:</b> DUOMATIC 500	<b>REF</b> <a href="#">101SG3605</a>
---------------	----------------------------	--------------------------------------



used for: **WETROK** series: **TORNADO**



## FILTER

Filter element, air filter	<b>Model:</b> TORNADO	<b>REF</b> <a href="#">100SG3240</a>
Filter element, dust filter	<b>Model:</b> TORNADO	<b>REF</b> <a href="#">100SG3239</a>



## SQUEEGEE

Blade kit, squeegee	<b>Model:</b> TORNADO	<b>REF</b> <a href="#">100SG3238</a>
---------------------	-----------------------	--------------------------------------



## SWEEPER/BRUSH

Sweeper brush, curb - polypropylene	<b>Model:</b> TORNADO	<b>REF</b> <a href="#">100SG3234</a>
Sweeper brush, curb - standard; tornado	<b>Model:</b> TORNADO	<b>REF</b> <a href="#">100SG3236</a>
Sweeper brush, main - premium	<b>Model:</b> TORNADO	<b>REF</b> <a href="#">100SG3235</a>
Sweeper brush, main - tampico	<b>Model:</b> TORNADO	<b>REF</b> <a href="#">100SG3237</a>

used for: **WETROK** series: **TORNADO**

used for: **WETROK** series: **TORNADO B/PX**

used for: **WETROK** series: **TORNADO B/PX**



## FILTER

Filter element, air filter	<b>Model:</b> TORNADO B/PX	<b>REF</b> <a href="#">100SG3240</a>
Filter element, dust filter	<b>Model:</b> TORNADO B/PX	<b>REF</b> <a href="#">100SG3239</a>



## SQUEEGEE

Blade kit, squeegee	<b>Model:</b> TORNADO B/PX	<b>REF</b> <a href="#">100SG3238</a>
---------------------	----------------------------	--------------------------------------



## SWEEPER/BRUSH

Sweeper brush, curb - polypropylene	<b>Model:</b> TORNADO B/PX	<b>REF</b> <a href="#">100SG3234</a>
Sweeper brush, curb - standard; tornado	<b>Model:</b> TORNADO B/PX	<b>REF</b> <a href="#">100SG3236</a>
Sweeper brush, main - premium	<b>Model:</b> TORNADO B/PX	<b>REF</b> <a href="#">100SG3235</a>
Sweeper brush, main - tampico	<b>Model:</b> TORNADO B/PX	<b>REF</b> <a href="#">100SG3237</a>









# UNIVERSAL PARTS & WORKSHOP ACCESSORIES

STANDARD FLOOR PADS			
	Color	Type	Description
	White	Polishing Buffing	'Wet look' -finish Suitable for any floor type
	Pink	Buffing Cleaning	Removes light markings Suitable for any floor type
	Red	Cleaning	Used for spray-cleaning Removes light markings High-gloss effect Suitable for any floor type
	Blue	Heavy-duty cleaning	For use with detergents
	Green	Scrubbing	Removes heavy markings For wet use and use on heavily contaminated floors
	Brown	Stripping	Restores heavily contaminated floors Suitable for any floor type
	Black	Stripping	Classic stripping For use with detergents Restores contaminated floors Removes emulsion coating

## STANDARD FLOOR PADS

Ø	REF White	REF Red	REF Blue	REF Green	REF Brown	REF Black	REF Nat grey	REF Tan
152 mm - 06"	<a href="#">101SG5000</a>	<a href="#">101SG5022</a>	<a href="#">101SG5044</a>	<a href="#">101SG5066</a>	<a href="#">101SG5088</a>	<a href="#">101SG5111</a>		<a href="#">101SG5146</a>
165 mm - 6,5"	<a href="#">101SG5001</a>	<a href="#">101SG5023</a>	<a href="#">101SG5045</a>	<a href="#">101SG5067</a>	<a href="#">101SG5089</a>	<a href="#">101SG5112</a>		<a href="#">101SG5023</a>
180 mm - 07"	<a href="#">101SG5002</a>	<a href="#">101SG5024</a>	<a href="#">101SG5046</a>	<a href="#">101SG5068</a>	<a href="#">101SG5090</a>	<a href="#">101SG5113</a>		<a href="#">101SG5024</a>
203 mm - 08"	<a href="#">101SG5003</a>	<a href="#">101SG5025</a>	<a href="#">101SG5047</a>	<a href="#">101SG5069</a>	<a href="#">101SG5091</a>	<a href="#">101SG5114</a>		<a href="#">101SG5025</a>
230 mm - 09"	<a href="#">101SG5004</a>	<a href="#">101SG5026</a>	<a href="#">101SG5048</a>	<a href="#">101SG5070</a>	<a href="#">101SG5092</a>	<a href="#">101SG5115</a>		<a href="#">101SG5026</a>
254 mm - 10"	<a href="#">101SG5005</a>	<a href="#">101SG5027</a>	<a href="#">101SG5049</a>	<a href="#">101SG5071</a>	<a href="#">101SG5093</a>	<a href="#">101SG5105</a>		<a href="#">101SG5147</a>
280 mm - 11"	<a href="#">101SG5006</a>	<a href="#">101SG5028</a>	<a href="#">101SG5050</a>	<a href="#">101SG5072</a>	<a href="#">101SG5094</a>	<a href="#">101SG5116</a>		<a href="#">101SG5148</a>
305 mm - 12"	<a href="#">101SG5007</a>	<a href="#">101SG5029</a>	<a href="#">101SG5051</a>	<a href="#">101SG5073</a>	<a href="#">101SG5095</a>	<a href="#">101SG5117</a>		<a href="#">101SG5149</a>
330 mm - 13"	<a href="#">101SG5008</a>	<a href="#">101SG5030</a>	<a href="#">101SG5052</a>	<a href="#">101SG5074</a>	<a href="#">101SG5096</a>	<a href="#">101SG5118</a>	<a href="#">101SG5132</a>	<a href="#">101SG5150</a>
356 mm - 14"	<a href="#">101SG5009</a>	<a href="#">101SG5031</a>	<a href="#">101SG5053</a>	<a href="#">101SG5075</a>	<a href="#">101SG5097</a>	<a href="#">101SG5119</a>	<a href="#">101SG5133</a>	<a href="#">101SG5151</a>
381 mm - 15"	<a href="#">101SG5010</a>	<a href="#">101SG5032</a>	<a href="#">101SG5054</a>	<a href="#">101SG5076</a>	<a href="#">101SG5098</a>	<a href="#">101SG5120</a>	<a href="#">101SG5134</a>	<a href="#">101SG5152</a>
406 mm - 16"	<a href="#">101SG5011</a>	<a href="#">101SG5033</a>	<a href="#">101SG5055</a>	<a href="#">101SG5077</a>	<a href="#">101SG5099</a>	<a href="#">101SG5121</a>	<a href="#">101SG5135</a>	<a href="#">101SG5153</a>
432 mm - 17"	<a href="#">101SG5012</a>	<a href="#">101SG5034</a>	<a href="#">101SG5056</a>	<a href="#">101SG5078</a>	<a href="#">101SG5100</a>	<a href="#">101SG5122</a>	<a href="#">101SG5136</a>	<a href="#">101SG5154</a>
457 mm - 18"	<a href="#">101SG5013</a>	<a href="#">101SG5035</a>	<a href="#">101SG5057</a>	<a href="#">101SG5079</a>	<a href="#">101SG5101</a>	<a href="#">101SG5123</a>	<a href="#">101SG5137</a>	<a href="#">101SG5155</a>
483 mm - 19"	<a href="#">101SG5014</a>	<a href="#">101SG5036</a>	<a href="#">101SG5058</a>	<a href="#">101SG5080</a>	<a href="#">101SG5102</a>	<a href="#">101SG5124</a>	<a href="#">101SG5138</a>	<a href="#">101SG5156</a>
508 mm - 20"	<a href="#">101SG5015</a>	<a href="#">101SG5037</a>	<a href="#">101SG5059</a>	<a href="#">101SG5081</a>	<a href="#">101SG5103</a>	<a href="#">101SG5125</a>	<a href="#">101SG5139</a>	<a href="#">101SG5157</a>
533 mm - 21"	<a href="#">101SG5016</a>	<a href="#">101SG5038</a>	<a href="#">101SG5060</a>	<a href="#">101SG5082</a>	<a href="#">101SG5104</a>	<a href="#">101SG5126</a>	<a href="#">101SG5140</a>	<a href="#">101SG5158</a>
559 mm - 22"	<a href="#">101SG5017</a>	<a href="#">101SG5039</a>	<a href="#">101SG5061</a>	<a href="#">101SG5083</a>	<a href="#">101SG5106</a>	<a href="#">101SG5127</a>	<a href="#">101SG5141</a>	<a href="#">101SG5159</a>
584 mm - 23"	<a href="#">101SG5018</a>	<a href="#">101SG5040</a>	<a href="#">101SG5062</a>	<a href="#">101SG5084</a>	<a href="#">101SG5107</a>	<a href="#">101SG5128</a>	<a href="#">101SG5142</a>	<a href="#">101SG5160</a>
610 mm - 24"	<a href="#">101SG5019</a>	<a href="#">101SG5041</a>	<a href="#">101SG5063</a>	<a href="#">101SG5085</a>	<a href="#">101SG5108</a>	<a href="#">101SG5129</a>	<a href="#">101SG5143</a>	<a href="#">101SG5161</a>
685 mm - 27"	<a href="#">101SG5020</a>	<a href="#">101SG5042</a>	<a href="#">101SG5064</a>	<a href="#">101SG5086</a>	<a href="#">101SG5109</a>	<a href="#">101SG5130</a>	<a href="#">101SG5144</a>	<a href="#">101SG5162</a>
711 mm - 28"	<a href="#">101SG5021</a>	<a href="#">101SG5043</a>	<a href="#">101SG5065</a>	<a href="#">101SG5087</a>	<a href="#">101SG5110</a>	<a href="#">101SG5131</a>	<a href="#">101SG5145</a>	<a href="#">101SG5163</a>

Send us a list of your common references and we will send you a personalised offer!








HIGH-SPEED PADS			
	Color	Type	Description
	Ivory	Polishing	Soft finish For use on dry floors
	Light blue	Polishing Buffing	Super polyvalent finishing disc Extremely qualitative finish
	Natural grey	Polishing Buffing	High-gloss finish The natural and durable fibres are perfect for harder finishes
	Peach	Polishing Buffing	Removes light markings and restores gloss in one go
	Turquoise	Buffing	High-gloss finish Soft or medium finish Frequent use
	Natural white	Buffing	High-gloss finish More flexible disc than the natural grey version

HIGH-SPEED PADS

Ø	REF White	REF Red	REF Blue	REF Green	REF Brown	REF Black	REF Nat grey	REF Tan
152 mm - 06"	<a href="#">101SG5164</a>	<a href="#">101SG5185</a>	<a href="#">101SG5207</a>	<a href="#">101SG5229</a>	<a href="#">101SG5251</a>	<a href="#">101SG5274</a>		<a href="#">101SG5309</a>
165 mm - 6,5"	<a href="#">101SG5165</a>	<a href="#">101SG5186</a>	<a href="#">101SG5208</a>	<a href="#">101SG5230</a>	<a href="#">101SG5252</a>	<a href="#">101SG5275</a>		<a href="#">101SG5310</a>
180 mm - 07"	<a href="#">101SG5166</a>	<a href="#">101SG5187</a>	<a href="#">101SG5209</a>	<a href="#">101SG5231</a>	<a href="#">101SG5253</a>	<a href="#">101SG5276</a>		<a href="#">101SG5311</a>
203 mm - 08"	<a href="#">101SG5167</a>	<a href="#">101SG5188</a>	<a href="#">101SG5210</a>	<a href="#">101SG5232</a>	<a href="#">101SG5254</a>	<a href="#">101SG5277</a>		<a href="#">101SG5312</a>
230 mm - 09"	<a href="#">101SG5168</a>	<a href="#">101SG5189</a>	<a href="#">101SG5211</a>	<a href="#">101SG5233</a>	<a href="#">101SG5255</a>	<a href="#">101SG5278</a>		<a href="#">101SG5313</a>
254 mm - 10"	<a href="#">101SG5169</a>	<a href="#">101SG5190</a>	<a href="#">101SG5212</a>	<a href="#">101SG5234</a>	<a href="#">101SG5256</a>	<a href="#">101SG5268</a>		<a href="#">101SG5314</a>
280 mm - 11"	<a href="#">101SG5170</a>	<a href="#">101SG5191</a>	<a href="#">101SG5213</a>	<a href="#">101SG5235</a>	<a href="#">101SG5257</a>	<a href="#">101SG5279</a>		<a href="#">101SG5315</a>
305 mm - 12"	<a href="#">101SG5171</a>	<a href="#">101SG5192</a>	<a href="#">101SG5214</a>	<a href="#">101SG5236</a>	<a href="#">101SG5258</a>	<a href="#">101SG5280</a>		<a href="#">101SG5316</a>
330 mm - 13"	<a href="#">101SG5172</a>	<a href="#">101SG5193</a>	<a href="#">101SG5215</a>	<a href="#">101SG5237</a>	<a href="#">101SG5259</a>	<a href="#">101SG5281</a>	<a href="#">101SG5295</a>	<a href="#">101SG5317</a>
356 mm - 14"	<a href="#">101SG5173</a>	<a href="#">101SG5194</a>	<a href="#">101SG5216</a>	<a href="#">101SG5238</a>	<a href="#">101SG5260</a>	<a href="#">101SG5282</a>	<a href="#">101SG5296</a>	<a href="#">101SG5318</a>
381 mm - 15"	<a href="#">101SG5409</a>	<a href="#">101SG5195</a>	<a href="#">101SG5217</a>	<a href="#">101SG5239</a>	<a href="#">101SG5261</a>	<a href="#">101SG5283</a>	<a href="#">101SG5297</a>	<a href="#">101SG5319</a>
406 mm - 16"	<a href="#">101SG5174</a>	<a href="#">101SG5196</a>	<a href="#">101SG5218</a>	<a href="#">101SG5240</a>	<a href="#">101SG5262</a>	<a href="#">101SG5284</a>	<a href="#">101SG5298</a>	<a href="#">101SG5320</a>
432 mm - 17"	<a href="#">101SG5175</a>	<a href="#">101SG5197</a>	<a href="#">101SG5219</a>	<a href="#">101SG5241</a>	<a href="#">101SG5263</a>	<a href="#">101SG5285</a>	<a href="#">101SG5299</a>	<a href="#">101SG5321</a>
457 mm - 18"	<a href="#">101SG5176</a>	<a href="#">101SG5198</a>	<a href="#">101SG5220</a>	<a href="#">101SG5242</a>	<a href="#">101SG5264</a>	<a href="#">101SG5286</a>	<a href="#">101SG5300</a>	<a href="#">101SG5322</a>
483 mm - 19"	<a href="#">101SG5177</a>	<a href="#">101SG5199</a>	<a href="#">101SG5221</a>	<a href="#">101SG5243</a>	<a href="#">101SG5265</a>	<a href="#">101SG5287</a>	<a href="#">101SG5301</a>	<a href="#">101SG5323</a>
508 mm - 20"	<a href="#">101SG5178</a>	<a href="#">101SG5200</a>	<a href="#">101SG5222</a>	<a href="#">101SG5244</a>	<a href="#">101SG5266</a>	<a href="#">101SG5288</a>	<a href="#">101SG5302</a>	<a href="#">101SG5324</a>
533 mm - 21"	<a href="#">101SG5179</a>	<a href="#">101SG5201</a>	<a href="#">101SG5223</a>	<a href="#">101SG5245</a>	<a href="#">101SG5267</a>	<a href="#">101SG5289</a>	<a href="#">101SG5303</a>	<a href="#">101SG5325</a>
559 mm - 22"	<a href="#">101SG5180</a>	<a href="#">101SG5202</a>	<a href="#">101SG5224</a>	<a href="#">101SG5246</a>	<a href="#">101SG5269</a>	<a href="#">101SG5290</a>	<a href="#">101SG5304</a>	<a href="#">101SG5326</a>
584 mm - 23"	<a href="#">101SG5181</a>	<a href="#">101SG5203</a>	<a href="#">101SG5225</a>	<a href="#">101SG5247</a>	<a href="#">101SG5270</a>	<a href="#">101SG5291</a>	<a href="#">101SG5305</a>	<a href="#">101SG5327</a>
610 mm - 24"	<a href="#">101SG5182</a>	<a href="#">101SG5204</a>	<a href="#">101SG5226</a>	<a href="#">101SG5248</a>	<a href="#">101SG5271</a>	<a href="#">101SG5292</a>	<a href="#">101SG5306</a>	<a href="#">101SG5328</a>
685 mm - 27"	<a href="#">101SG5183</a>	<a href="#">101SG5205</a>	<a href="#">101SG5227</a>	<a href="#">101SG5249</a>	<a href="#">101SG5272</a>	<a href="#">101SG5293</a>	<a href="#">101SG5307</a>	<a href="#">101SG5329</a>
711 mm - 28"	<a href="#">101SG5184</a>	<a href="#">101SG5206</a>	<a href="#">101SG5228</a>	<a href="#">101SG5250</a>	<a href="#">101SG5273</a>	<a href="#">101SG5294</a>	<a href="#">101SG5308</a>	<a href="#">101SG5330</a>



Ø	REF Pink	REF Ivory	REF Peach	REF Light blue	REF Nat grey light
152 mm - 06"	<a href="#">101SG5331</a>				
165 mm - 6,5"	<a href="#">101SG5332</a>				
180 mm - 07"	<a href="#">101SG5333</a>				
203 mm - 08"	<a href="#">101SG5334</a>				
230 mm - 09"	<a href="#">101SG5335</a>				
254 mm - 10"	<a href="#">101SG5336</a>				
280 mm - 11"	<a href="#">101SG5337</a>				
305 mm - 12"	<a href="#">101SG5338</a>				
330 mm - 13"	<a href="#">101SG5339</a>	<a href="#">101SG5353</a>	<a href="#">101SG5367</a>	<a href="#">101SG5381</a>	<a href="#">101SG5395</a>
356 mm - 14"	<a href="#">101SG5340</a>	<a href="#">101SG5354</a>	<a href="#">101SG5368</a>	<a href="#">101SG5382</a>	<a href="#">101SG5396</a>
381 mm - 15"	<a href="#">101SG5341</a>	<a href="#">101SG5355</a>	<a href="#">101SG5369</a>	<a href="#">101SG5383</a>	<a href="#">101SG5397</a>
406 mm - 16"	<a href="#">101SG5342</a>	<a href="#">101SG5356</a>	<a href="#">101SG5370</a>	<a href="#">101SG5384</a>	<a href="#">101SG5398</a>
432 mm - 17"	<a href="#">101SG5343</a>	<a href="#">101SG5357</a>	<a href="#">101SG5371</a>	<a href="#">101SG5385</a>	<a href="#">101SG5399</a>
457 mm - 18"	<a href="#">101SG5344</a>	<a href="#">101SG5358</a>	<a href="#">101SG5372</a>	<a href="#">101SG5386</a>	<a href="#">101SG5400</a>
483 mm - 19"	<a href="#">101SG5345</a>	<a href="#">101SG5359</a>	<a href="#">101SG5373</a>	<a href="#">101SG5387</a>	<a href="#">101SG5401</a>
508 mm - 20"	<a href="#">101SG5346</a>	<a href="#">101SG5360</a>	<a href="#">101SG5374</a>	<a href="#">101SG5388</a>	<a href="#">101SG5402</a>
533 mm - 21"	<a href="#">101SG5347</a>	<a href="#">101SG5361</a>	<a href="#">101SG5375</a>	<a href="#">101SG5389</a>	<a href="#">101SG5403</a>
559 mm - 22"	<a href="#">101SG5348</a>	<a href="#">101SG5362</a>	<a href="#">101SG5376</a>	<a href="#">101SG5390</a>	<a href="#">101SG5404</a>
584 mm - 23"	<a href="#">101SG5349</a>	<a href="#">101SG5363</a>	<a href="#">101SG5377</a>	<a href="#">101SG5391</a>	<a href="#">101SG5405</a>
610 mm - 24"	<a href="#">101SG5350</a>	<a href="#">101SG5364</a>	<a href="#">101SG5378</a>	<a href="#">101SG5392</a>	<a href="#">101SG5406</a>
685 mm - 27"	<a href="#">101SG5351</a>	<a href="#">101SG5365</a>	<a href="#">101SG5379</a>	<a href="#">101SG5393</a>	<a href="#">101SG5407</a>
711 mm - 28"	<a href="#">101SG5352</a>	<a href="#">101SG5366</a>	<a href="#">101SG5380</a>	<a href="#">101SG5394</a>	<a href="#">101SG5408</a>




ROLLERS				
	Material	Outer diameter x width mm	Suitable for	REF
	Nylon	34 x 34	Tennant	<a href="#">101SG3665</a>
	Rubber	48,5 x 17,8	Dulevo Hako Minuteman Powerboss	<a href="#">101SG3666</a>
	Polyurethane	50 x 20	Tennant	<a href="#">101SG3667</a>
	Polyurethane	75 x 24	Hako	<a href="#">101SG3668</a>
	Nylon	75 x 63	Minuteman Powerboss	<a href="#">101SG3669</a>
	Rubber	76 x 25	Dulevo Tennant	<a href="#">101SG3670</a>
	Plastic	81 x 20	Hako Minuteman Powerboss	<a href="#">101SG3671</a>


LOAD WHEELS					
	Material	Material rim	Outer diameter x width rim mm	Suitable for	REF
	Nylon		102 x 25	Advance American lincoln Nilfisk	<a href="#">101SG3672</a>
	Rubber	Nylon	150 x 32	Hako Minuteman	<a href="#">101SG3673</a>
	Rubber	Plastic	200 x 50	Hako	<a href="#">101SG3674</a>
	Rubber	Nylon	203 x 51	Tennant	<a href="#">101SG3675</a>
	Rubber	Plastic	205 x 43	Advance Nilfisk	<a href="#">101SG3676</a>


LOAD WHEELS					
	Material	Material rim	Outer diameter x width rim mm	Suitable for	REF
	Polyurethane	Aluminium	213 x 52	Tennant	<a href="#">101SG3677</a>
	Rubber	Aluminium	250 x 60	Advance Nilfisk	<a href="#">101SG3678</a>
	Rubber	Steel	250 x 60	Kärcher	<a href="#">101SG3680</a>
	Rubber	Cast iron	305 x 89	Tennant	<a href="#">101SG3681</a>
	Rubber	Steel	310 x 100	Advance Nilfisk	<a href="#">101SG3682</a>
	Polyurethane	Cast iron	310 x 120	Hako Minuteman Powerboss	<a href="#">101SG3683</a>
	Polyurethane	Cast iron	310 x 120	Hako Powerboss	<a href="#">101SG3684</a>
	Rubber	Steel	355 x 88	Advance Nilfisk	<a href="#">101SG3685</a>
	Rubber	Steel	406 x 82	Advance American lincoln Nilfisk	<a href="#">101SG3686</a>
	Rubber	Cast iron	406 x 89	Tennant	<a href="#">101SG3687</a>
	Rubber	Cast iron	408 x 127	Tennant	<a href="#">101SG3688</a>
	Rubber	Cast iron	413 x 152	Tennant	<a href="#">101SG3689</a>
	Rubber	Cast iron	413 x 152,4	Tennant	<a href="#">101SG3690</a>

LOAD WHEELS					
	Material	Material rim	Outer diameter x width rim mm	Suitable for	REF
	Rubber	Cast iron	457 x 127	Tennant	<a href="#">101SG3691</a>
	Rubber		77 x 22	Tennant	<a href="#">101SG3692</a>

PRESS-ON WHEELS					
	Material	Material rim	Outer diameter x width x inner diameter mm	Suitable for	REF
	Soft polyurethane	Steel cylindrical	412 x 152 x 284	Advance Nilfisk	<a href="#">101SG3693</a>

### SEATS





**For Seats & accessories, please consult our catalogue**  
REF 27506014

View our catalogues on:  
[www.tvh.com/catalogue/](http://www.tvh.com/catalogue/)

**We have a complete range of seats and accessories for all major brands of sweepers and scrubbers.**

SUCTION PIPES



Sold per meter

Inner diameter mm	Outer diameter mm	REF
32	38	<a href="#">101SG5410</a>
38	44	<a href="#">101SG5411</a>
51	57	<a href="#">101SG5412</a>

FITTINGS



Diameter mm	REF
32	<a href="#">101SG5413</a>
38	<a href="#">101SG5414</a>
51	<a href="#">101SG5415</a>

CABLES



With plug

Cable	Length m	REF
2 cores x 1 mm <sup>2</sup>	15	<a href="#">101SG5416</a>
3 cores x 1,5 mm <sup>2</sup>	15	<a href="#">101SG5417</a>

MAGNETIC SWEEPER



**Eliminate nails  
Eliminate scrap steel  
Prevent flat tyres**

**Properties:**

- High-quality magnets that are built to last
- Designed for all purposes and heavy-duty use
- Eliminate iron objects and steel trash from service/maintenance areas, lots, ramps and loading docks
- Designed for easy mounting on tow tractors, forklifts, etc.
- Used where steel waste causes costly damage to tyres, equipment and/or can injure employees
- Constructed from quality permanent magnets encased in an aluminium housing
- Exclusive insulation process used to prevent internal damage on impact



REF [101SG5418](#)



REF [101SG5420](#)

**2 available types: one designed to fit onto the forks and the other to be attached under the counterweight.**

Type 1: To attach under the counterweight.

Length x width x height mm	Ground clearance mm	REF
127 x 915 x 45	25-75	<a href="#">101SG5418</a>
127 x 915 x 78	25-125	<a href="#">101SG5419</a>

Type 2: To fit onto the forks.

Width x height mm	Max fork section mm	REF
1200 x 80	170 x 60	<a href="#">101SG5420</a>

LAZY SWEEPER® BROOM

Sweep your way through dust and dirt!



UNIVERSAL PARTS & WORKSHOP ACCESSORIES



**Properties:**

- Highly durable – no moving parts that can break down
- Low cost of ownership: low bristle wear for a long lifespan – sweep up to 700 km before changing bristles
- Simple to use: can be fitted onto the vehicle in a few seconds
- Sweeps large areas efficiently: high output with low running costs
- Able to push bulk wares: mulch, timber scraps, plastic, granules, aggregates, etc. (Type M and L)
- Easy to change the bristles

**Available in different types:**

**Lazy Sweeper S:**

- A lightweight, yet high-performance broom
- Ideal for light-duty applications

**Lazy Sweeper M:**

- Designed for medium to heavy sweeping
- The Lazy Sweeper M has eight bristle rows, suitable for industrial sweeping in- and outdoors, with integrated fork mount

**Lazy Sweeper L:**

- Heavy-duty sweeper with eleven rows of bristles for maximum sweeping power, suitable for the toughest sweeping requirements

**Technical information:**

Model	Width mm	Bristle rows	Weight kg	Max fork section mm	Distance between the forks mm	Bristle height mm	REF
Lazy Sweeper S	1206	5	20	125 x 35	345	200	<a href="#">101SG5421</a>
Lazy Sweeper M	1500	8	82	212 x 70	313	280	<a href="#">101SG5850</a>
Lazy Sweeper L	1830	11	120	210 x 80	458	280	<a href="#">101SG5851</a>

All replacement parts available.

SMARTSWEEP® FLOOR SWEEPER

*SmartSweep*®



Save a lot of time and work by using the SmartSweep



See the SmartSweep in action

- Mechanical sweeper: can be used on diesel, LPG and electric lift trucks
- Designed for in- and outdoor use (dry conditions)
- Collects dirt and rocks

**Technical information:**

- Sweeping width: 1524 mm
- Main brush width: 965 mm
- Main brush diameter: 305 mm
- Side brush diameter: 458 mm
- Waste collector capacity: 400 kg

- Waste collector content: 255 litres
- Pneumatic tyres: 136 x 464 mm
- Maximum fork dimensions: (W x T x L): 230 mm x 80 mm x length unrestricted
- Maximum fork spread measured over the forks: 510 mm
- Outside sweeper dimensions: (W x L x H): 1524 x 1749 x 936 mm
- Weight: 473 kg

**REF 101SG5424**



**REF 101SG5427**

You can also equip your SmartSweep with a bumper kit:

**REF 101SG5427**

This way you not only protect your SmartSweep but also your warehouse.

**The bumper kit consists of 3 bumpers:**

- 2 x REF 101SG5425
- 1 x REF 101SG5426

You can easily and quickly attach the bumpers by means of powerful magnets.



**REF 101SG5425**



**REF 101SG5426**



HYDRO SWEEPER



Your ideal partner for dust-free cleaning



**Properties:**


- Cylindrical brush fully enclosed: dust-free sweeping guaranteed
- Integrated main and side brush drive
- Main cylindrical brush (1550 mm sweeping width), pendulum suspension
- V-shaped cylindrical brush (better filling of the waste collector)
- All functions can be operated by 1 double-acting valve

**Technical information:**

- Width: 1550 mm
- Diameter side brush: 530 mm
- Weight: 390 kg
- Operating pressure: maximum 180 bar
- Oil flow: minimum 15 litres/minute

Description	REF
With waterjet system 12 V	<a href="#">101SG5428</a>
With waterjet system 24 V	<a href="#">101SG5429</a>
Without waterjet system	<a href="#">101SG5852</a>

The Hydro Sweeper is an attachment for your lift truck that you can use to clean your floor by means of a waterjet system. You can easily and quickly fit it onto most lift trucks. The bristles are also hydraulically driven and the waste collector is hydraulically emptied.



**Side brush**

- Folding
- Material: polypropylene
- Diameter: 600 mm



**3-dimensional floating suspension**

- Max fork section: 165 x 55 mm
- Min distance between the forks: 380 mm



**Water tank 200 l**  
5 waterjets

All replacement parts available.

## MINI SWEEPER




**Active cleaning with this compact manual sweeper**

**Properties:**

- Easy to operate
- Collects various types of dust and debris: paper, stone, wood, glass, leaves ...
- Application areas: apartments, car parkings, fuel stations, industries, plants and township roads, warehouses ...
- The side brush thoroughly sweeps the dirt from corners and borders directly into the path of the wide cylindrical brush
- The dirt collector bin is easy to remove
- The position of the handle can be adjusted thanks to its ergonomic design
- Borders and stairs are not a problem thanks to the large wheels at the rear of the machine

**Technical information:**

- Sturdy, durable and lightweight
- Sweeping width (without/with side brush): 460/650 mm
- Sweeping capacity: 2600 m<sup>2</sup>/h
- Collector bin volume: 40 l
- Weight: 26 kg
- Width (without/with side brush): 725/785 mm
- Length (without/with side brush): 800/1000 mm
- Height (without/with handle): 400/1020 mm

**REF 101SG5867**

**Get started with the practical Mini Sweeper for small in- and outdoor areas.**

**All replacement parts available.**

MAXI SWEEPER



**Efficient cleaning with the Maxi sweeper for your Manitou telehandler**

**Properties:**

- Built-in hydraulic motor
- Based on a galvanised collector bin with a blade made of wear-resistant HB400 which easily scrapes off sticky soil
- High collection capacity
- Easy to empty by tipping the collector bin
- Height adjustment of the sweeper brush by means of 2 adjustable supports inside the collector bin
- Brush made of synthetic material or mixed synthetic/steel

**Technical information:**

**Type 1:**

Brush material: synthetic

Brush sweeper	REF
1800 mm	<a href="#">101SG5430</a>
2000 mm	<a href="#">101SG5431</a>
2200 mm	<a href="#">101SG5432</a>
2400 mm	<a href="#">101SG5433</a>
2600 mm	<a href="#">101SG5434</a>
2800 mm	<a href="#">101SG5435</a>

**Type 2:**

Brush material: mixed synthetic/steel

Brush sweeper	REF
1800 mm	<a href="#">101SG5436</a>
2000 mm	<a href="#">101SG5437</a>
2200 mm	<a href="#">101SG5441</a>
2400 mm	<a href="#">101SG5438</a>
2600 mm	<a href="#">101SG5439</a>
2800 mm	<a href="#">101SG5440</a>

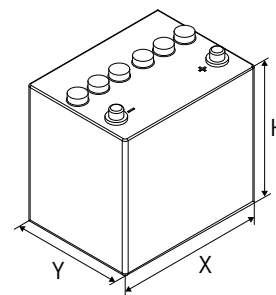
**Efficient and quick solution for cleaning shop floors and large surfaces.**



All replacement parts available. We offer the Maxi Sweeper and all parts for other brands as well.

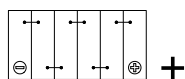
Please contact your sales team for more information.

## DEEP-CYCLE BATTERIES FOR SCRUBBERS & SWEEPERS

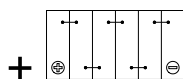


Type	Capacity (20 h) Ah	Capacity (5 h) Ah	Length (X) x width (Y) x height (H) mm	Weight kg	Layout	Terminal type	Pro eye	REF
<b>Voltage: 6 V</b>								
GC2E-HD	205	170	260 x 179 x 278	25,4	0	DT	no	<a href="#">101SG4092</a>
GC2-HD	220	180	260 x 179 x 278	27,2	0	DT	no	<a href="#">101SG4093</a>
GC2C-HD	235	190	260 x 179 x 278	28,6	0	DT	no	<a href="#">101SG4094</a>
GD2B-HD	240	195	260 x 179 x 278	30,8	0	DT	no	<a href="#">101SG4095</a>
6DCS195	240	195	245 x 191 x 273	29,0	0	1	no	<a href="#">101SG4096</a>
GC2H-HD	260	215	260 x 183 x 295	34,0	0	DT	no	<a href="#">101SG4097</a>
S3H	250	200	298 x 183 x 283	33,1	0	DT	no	<a href="#">101SG4098</a>
S3HH	275	225	298 x 183 x 283	34,5	0	DT	no	<a href="#">101SG4099</a>
S4-HD	305	255	310 x 183 x 359	40,8	0	DT	yes	<a href="#">101SG4100</a>
S4H-HD	330	270	310 x 183 x 359	42,2	0	DT	yes	<a href="#">101SG4101</a>
S4HH-HD	350	290	310 x 183 x 359	45,8	0	DT	yes	<a href="#">101SG4102</a>
L16-HD	370	295	314 x 183 x 410	46,0	0	DT	yes	<a href="#">101SG4103</a>
L16H-HD	390	310	314 x 183 x 410	52,2	0	DT	yes	<a href="#">101SG4104</a>
L16HH-HD	430	340	314 x 183 x 410	55,3	0	DT	yes	<a href="#">101SG4105</a>
<b>Voltage: 8 V</b>								
8VGC	165	140	262 x 179 x 275	29,0	1	S	no	<a href="#">101SG4106</a>
8VGH	190	155	262 x 179 x 275	31,3	1	S	no	<a href="#">101SG4107</a>
<b>Voltage: 12 V</b>								
M24DH	95	75	278 x 171 x 238	22,7	1	DT	no	<a href="#">101SG4108</a>
M27D	105	85	321 x 171 x 238	23,6	1	DT	no	<a href="#">101SG4109</a>
M27DH	115	95	321 x 171 x 238	23,6	1	DT	no	<a href="#">101SG4110</a>
31H	130	105	330 x 171 x 238	30,4	1	DT	no	<a href="#">101SG4111</a>
12VGCE	150	123	328 x 179 x 267	36,7	1	DT	no	<a href="#">101SG4112</a>
12VGC	155	125	328 x 179 x 267	39,9	1	DT	no	<a href="#">101SG4113</a>
SSW-HD	185	150	394 x 178 x 372	48,5	0	DT	yes	<a href="#">101SG4114</a>
SSWM-HD	195	160	394 x 178 x 372	49,9	0	DT	yes	<a href="#">101SG4115</a>
SSWH-HD	215	180	394 x 178 x 372	54,4	0	DT	yes	<a href="#">101SG4116</a>

### Layout

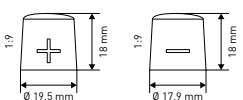


0 (+RL)

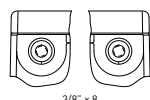


1 (+LL)

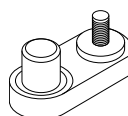
### Terminal type



1 (DIN)



S 21 (side term FT)



DT



SB/SBE/SBX CONNECTORS



Nice to know

- Single piece housings of impact-resistant polycarbonate offer both high physical strength and superior dielectric properties
- Silver-plated solid copper contacts offer low resistance for superior conductivity
- Self-cleaning contact design resists arcing by keeping conductive surfaces clean and free of corrosion
- Contacts have flared and heat-treated barrels which readily accept fine stranded wire and allow easy, quality crimping
- Integral stainless steel springs maintain constant pressure on the contact to guarantee a consistent, low-resistance connection
- Neutral (male = female)

Voltage color code:

- Mechanical keys molded in connectors will engage only with connectors of the same color
- This color code given for various voltages is only a suggestion

Color	Suggested voltage
Yellow	12 VDC
Orange	18 VDC
Red	24 VDC
Grey	36 VDC
Blue	48 VDC

Color	Suggested voltage
Green	72 VDC
Black	80 VDC
Brown	96 VDC
Purple	120 VDC

BATTERY CONNECTOR CHART

Type	Wire size			REF	REF	REF	REF	REF	REF	REF	REF	REF
	AWG	Exact mm <sup>2</sup>	European mm <sup>2</sup>	Yellow 12 V	Orange 18 V	Red 24 V	Grey 36 V	Blue 48 V	Green 72 V	Black 80 V	Brown 96 V	Purple 120 V
SB50	#6	13,3	16	101SG4117	101SG4134	101SG4151	101SG4172	101SG4192	101SG4212	101SG4226		
	#10/12	5,3/3,3	6/4	101SG4118	101SG4135	101SG4152	101SG4173	101SG4193	101SG4213	101SG4227		
SB120	#2	33,6	35			101SG4153	101SG4174	101SG4194				
	#4	21,1	25			101SG4154	101SG4175	101SG4195				
	#6	13,3	16			101SG4155	101SG4176	101SG4196				
SB175	1/0	53,5	50	101SG4119	101SG4136	101SG4156	101SG4177	101SG4197				
	#2	33,6	35	101SG4120	101SG4137	101SG4157	101SG4178	101SG4198				
	#4	21,1	25	101SG4121	101SG4138	101SG4158	101SG4179	101SG4199				
SB350	2/0	67,4	70	101SG4122	101SG4139	101SG4159	101SG4180	101SG4200	101SG4214			
	3/0	85,0		101SG4123	101SG4140	101SG4160	101SG4181	101SG4201	101SG4215			
	4/0	107,2		101SG4124	101SG4141	101SG4161	101SG4182	101SG4202	101SG4216			
SBE80	#6	13,3	16			101SG4162						
SBE160	1/0	53,5	50	101SG4125	101SG4142	101SG4163	101SG4183	101SG4203	101SG4217	101SG4228		
	#2	33,6	35	101SG4126	101SG4143	101SG4164	101SG4184	101SG4204	101SG4218	101SG4229		
SBE320	2/0	67,4	70	101SG4127	101SG4144	101SG4165	101SG4185	101SG4205	101SG4219	101SG4230	101SG4235	101SG4237
			50	101SG4128	101SG4145	101SG4166	101SG4186	101SG4206	101SG4220	101SG4231	101SG4236	101SG4238
SBX175	1/0	53,5	50	101SG4129	101SG4146	101SG4167	101SG4187	101SG4207	101SG4221			
			35	101SG4130	101SG4147	101SG4168	101SG4188	101SG4208	101SG4222			
SBX350	2/0	67,4	70	101SG4131	101SG4148	101SG4169	101SG4189	101SG4209	101SG4223	101SG4232		
	3/0	85,0		101SG4132	101SG4149	101SG4170	101SG4190	101SG4210	101SG4224	101SG4233		
	4/0	107,2		101SG4133	101SG4150	101SG4171	101SG4191	101SG4211	101SG4225	101SG4234		

HIGH-FREQUENCY CHARGERS



**Why choose a HF charger?**

- Maximum energy saving
- Longer total battery life
- Greater total cycle life
- Reduced battery heating
- Reduced charging times
- Lower water consumption
- Reduced labour and need for water
- Optimised charge curves
- Thermal compensation
- Superior safety and self-protection
- Minimised weight and size

**General information:**

- Operating temperature: -20 °C to 50 °C
- Output short circuit protection
- Reverse polarity protection
- Audible alarm system
- Automatic thermal compensation

**HF battery chargers feature state-of-the-art HF technology:**

- Coated printed circuit boards
- Metal case and self-extinguishing ABS
- Weight and size are minimised
- Adaptable to every use and very flexible
- All HF battery chargers are microprocessor-controlled and internally protected against overload, short circuit, incorrect battery connection and transient voltages
- Thanks to internal selector switches, the chargers can be adjusted to a wide range of battery capacities
- HF battery chargers operate at 85-90% efficiency, resulting in a maximum saving of electric power cost
- With the thermal sensor option, the charger's output electronically compensates the gasification voltage according to the battery temperature
- CE-certified (in conformity with EC directive 89/336/EEC regarding electromagnetic compatibility)

**18-months warranty on all charger parts!  
We stock over 90% of charger spare parts.**

**Energy saving calculator:  
[www.energicplus.com/en/efficiency-calculator](http://www.energicplus.com/en/efficiency-calculator)**

## HIGH-FREQUENCY CHARGERS



**UBC**

- Size: 230 x 110 x 65 mm
- Weight: 850 g
- Single-phase 230 VAC input



**BC1**

- Size: 285 x 105 x 75 mm
- Weight: 1,5 kg
- Single-phase 230 VAC input



**NG1**

- Size: 300 x 160 x 80 mm
- Weight: 2,2 kg
- Single-phase 230 VAC input



**NG3**

- Size: 425 x 215 x 90 mm
- Weight: 5,5 kg
- Single-phase 230 VAC input



**NG5/7/9**

- Size: 520 x 260 x 100 mm
- Weight: 9 kg
- Three-phase 400 VAC input



**NGTOP**

- Size: 610 x 490 x 290 mm
- Weight: 30 kg
- Three-phase 400 VAC input



## HIGH-FREQUENCY CHARGERS

I1 A	IMAX A	Net input current A	Model	Type	Input voltage VAC	Charging times			REF For lead acid and gel/AGM
						7-8,5 h Ah	9-11 h Ah	12-13 h Ah	
<b>12 V</b>									
15	18	2	UBC	12 18	230	70-95	120		<a href="#">101SG4289*</a>
30	36	3	BC1	12 35	230	145	190	240	<a href="#">101SG4290*</a>
50	60	5	NG1	12 60	230	240-360	400-480	520-560	<a href="#">101SG4291</a>
<b>24 V</b>									
12,5	15	3	UBC	24 15	230	80	100	125	<a href="#">101SG4292*</a>
25	30	5	BC1	24 30	230	200	250	300	<a href="#">101SG4293*</a>
30	36	7	NG1	24 35	230	145-215	240-290	310-335	<a href="#">101SG4294</a>
37,5	45	8	NG1	24 45	230	180-270	300-360	390-420	<a href="#">101SG4295</a>
50	60	11	NG3	24 60	230	240-360	400-480	520-560	<a href="#">101SG4296</a>
70	84	15	NG3	24 85	230	335-505	560-670	730-785	<a href="#">101SG4297</a>
80	96	17**	NG3	24 95	230	385-575	640-770	830-895	<a href="#">101SG4298</a>
100	100	22**	NG3	24 100	230	480-720	800-960	1040-1120	<a href="#">101SG4299</a>
100	120	7	NG5	24 120	400	480-720	800-960	1040-1120	<a href="#">101SG4300</a>
120	144	8	NG9	24 145	400	575-865	960-1150	1250-1345	<a href="#">101SG4301</a>
200	200	14	NG9+	24 200	400	960-1440	1600-1920	2080-2240	<a href="#">101SG4302</a>
<b>36 V</b>									
20	24	6	NG1	36 25	230	95-145	160-190	210-225	<a href="#">101SG4303</a>
50	60	16**	NG3	36 60	230	240-360	400-480	520-560	<a href="#">101SG4304</a>
60	72	19**	NG3	36 70	230	290-430	480-575	625-670	<a href="#">101SG4305</a>
100	120	10	NG5	36 120	400	480-720	800-960	1040-1120	<a href="#">101SG4306</a>
120	144	12	NG9	36 145	400	575-865	960-1150	1250-1345	<a href="#">101SG4307</a>
200	200	17	NGTOP	36 200	400	960-1440	1600-1920	2080-2240	<a href="#">101SG4308</a>
<b>48 V</b>									
18	21,6	6	NG1	48 22	230	85-130	145-175	185-200	<a href="#">101SG4309</a>
36	43,2	16**	NG3	48 45	230	175-260	290-345	375-405	<a href="#">101SG4310</a>
50	60	22**	NG3	48 60	230	240-360	400-480	520-560	<a href="#">101SG4311</a>
80	96	11	NG5	48 95	400	385-575	640-770	830-895	<a href="#">101SG4312</a>
100	120	14	NG7	48 120	400	480-720	800-960	1040-1120	<a href="#">101SG4313</a>
120	144	16	NG9	48 145	400	575-865	960-1150	1250-1345	<a href="#">101SG4314</a>
135	162	18	NG9+	48 160	400	650-970	1080-1295	1405-1510	<a href="#">101SG4315</a>
170	170	23	NGTOP	48 170	400	815-1225	1360-1630	1770-1905	<a href="#">101SG4316</a>
<b>72 V</b>									
10	12	6	NG1	72 12	230	50-70	80-95	105-110	<a href="#">101SG4317</a>
22	26,4	14	NG3	72 25	230	105-160	175-210	230-245	<a href="#">101SG4318</a>
30	36	19**	NG3	72 35	230	145-215	240-290	310-335	<a href="#">101SG4319</a>
55	66	11	NG5	72 65	400	265-395	440-530	570-615	<a href="#">101SG4320</a>
70	84	14	NG7	72 85	400	335-505	560-670	730-785	<a href="#">101SG4321</a>
90	108	18	NG9	72 110	400	430-650	720-865	935-1010	<a href="#">101SG4322</a>
<b>80 V</b>									
22	26,4	16**	NG3	80 25	230	105-160	175-210	230-245	<a href="#">101SG4323</a>
27	32,4	19**	NG3	80 30	230	130-195	215-260	280-300	<a href="#">101SG4324</a>
50	60	11	NG5	80 60	400	240-360	400-480	520-560	<a href="#">101SG4325</a>
62,5	75	14	NG7	80 75	400	300-450	500-600	650-700	<a href="#">101SG4326</a>
80	96	18	NG9	80 100	400	385-575	640-770	830-895	<a href="#">101SG4327</a>
125	150	28	NGTOP	80 150	400	600-900	1000-1200	1300-1400	<a href="#">101SG4328</a>

\* Only lead-acid, gel/AGM on demand

\*\* Attention: current consumption  $\geq 16$  A

- NG1 range is equipped with output cable and Schuko plug
- NG3 range is equipped with output cable
- NG9 range over 135 A is equipped with output cable 50 mm<sup>2</sup> size
- NG3, 24 V 100 A NP9 plus 24 V 200 A and NG9 top 48 V 170 A cannot work with a WUIA curve

HIGH-FREQUENCY CHARGERS WITH PRE-INSTALLED AIR PUMP KIT



**20% FASTER CHARGE WITH AIR-PUMP**

Only for acid batteries

Output current A	Type	Input voltage V	Battery capacity Ah	REF
<b>24 V MONO</b>				
35	NG1 24/35	230 MONO	120-300	<a href="#">101SG4327</a>
60	NG3 24/60	230 MONO	200-500	<a href="#">101SG4329</a>
95	NG3 24/95	230 MONO	320-800	<a href="#">101SG4330</a>
<b>36 V MONO</b>				
70	NG3 36/70	230 MONO	240-600	<a href="#">101SG4331</a>
<b>48 V MONO</b>				
60	NG3 48/60	230 MONO	200-500	<a href="#">101SG4332</a>
<b>24 V TRI</b>				
100	NG5 24/100	400 TRI	400-1000	<a href="#">101SG4333</a>
120	NG9 24/120	400 TRI	480-1200	<a href="#">101SG4334</a>
200	NGTOP 24/200	400 TRI	800-2000	<a href="#">101SG4335</a>
<b>36 V TRI</b>				
100	NG5 36/100	400 TRI	400-1000	<a href="#">101SG4336</a>
<b>48 V TRI</b>				
95	NG5 48/95	400 TRI	320-800	<a href="#">101SG4337</a>
100	NG7 48/100	400 TRI	400-1000	<a href="#">101SG4338</a>
120	NG9 48/120	400 TRI	480-1200	<a href="#">101SG4339</a>
170	NGTOP 48/170	400 TRI	700-1600	<a href="#">101SG4340</a>
<b>80 V TRI</b>				
100	NG9 80/100	400 TRI	320-800	<a href="#">101SG4341</a>
150	NGTOP 80/150	400 TRI	600-1250	<a href="#">101SG4342</a>

**ADAPTION KIT TRACTION BATTERIES**

REF [101SG5838](#) - 24 V

REF [101SG5839](#) - 36 V

REF [101SG5840](#) - 48 V

REF [101SG5841](#) - 80 V

HF MULTIVOLTAGE BATTERY CHARGER



This High Frequency Multivoltage battery charger with CAN BUS is a fully digital device with a double function: constant current generator and battery charger, with CAN BUS interface. Versatility, efficiency and on-the-spot service are its fundamental strengths, combined with the innovative features of CAN BUS chargers: the "flash" microprocessor enables a high calculation power and huge storage capacity, the regulation of all charging features with only one button and the possibility to view historical data concerning previous charge cycles.

**AS CURRENT GENERATOR:** allows recovery of sulphated or completely discharged batteries.

Using MODE button, a constant current charge can be sustained for a long period of time, achieving desulphation of batteries.

**AS BATTERY CHARGER:** allows the recharging of batteries from 2 to 96 V nominal, with adjustable current from 0 to 50 A, and selectable time from 1 to 100 hours.

- Charger weighs only 9 kg and is easy to move.
- This unit can be used for on-site assistance, providing improved charging of any battery or replacement of any old charger that may have failed.

REF [101SG4343](#)

I1 A	IMAX A	Mains A	Type	Battery voltage V	VAC	Charging times		
						10 h Ah	11-12 h Ah	13-18 h Ah
50	50	1-15	2-96 50	2-96	400	50-400	450-520	560-950

ACCESSORIES FOR HF CHARGERS



**SUPPORT**  
Except BC1, UBC and IGBT

REF [101SG4344](#)



**PLASTIC ROTARY HANDLE**  
Diameter: 67 mm

REF [101SG4346](#)



**INTERLOCK SECURITY**

- Automatically stops the truck when main voltage is present
- For BC1, NG1 and NG3

REF [101SG4345](#)



**SWITCH**

- 40 A
- 690 V – 50 Hz
- Dimensions: 65 x 55 x 53 mm

REF [101SG4347](#)

ACCESSORIES FOR HF CHARGERS



**THERMAL SENSOR**

- Thermal sensor for automatic compensation
- Adjusts the battery voltage in relation to the ambient or battery temperature (except BC1, UBC and IGBT)
- Length: 5 m

REF [101SG4348](#)



**INDICATOR**

Shows the charging phase for on-board chargers

REF [101SG4349](#) – Remote indicator, 2,5 m  
For UBC/BC 1  
(fixing hole Ø 22 mm)

REF [101SG4350](#) – Remote indicator, 2 m  
For NG1/NG3/NG5/NG7/NG9  
(fixing hole Ø 22 mm)

REF [100SG5777](#) – Remote indicator, 4 m  
For NG1/NG3/NG5/NG7/NG9  
(fixing hole Ø 22 mm)



**KIT LED EXTENSION**

- Displays the charging phase of the battery charger (fixing hole Ø 14 mm)
- For UBC/BC1

REF [101SG4351](#) – 500 mm

REF [101SG4352](#) – 1 m

REF [101SG4353](#) – 2,5 m

REF [101SG4354](#) – 4 m



**KIT LED EXTENSION**

- Displays the charging phase of the battery charger (fixing hole Ø 14 mm)
- For NG1/NG3/NG5/NG7/NG9

REF [101SG4355](#) – 3 m

## BUILT-IN CHARGERS



Voltage V	Amp A	IP	Used for	Capacity range Ah	REF
<b>Used on COMAC, FIMAP</b>					
12	8	IP30	lead-acid, gel, AGM	50-85	<a href="#">101SG4356</a>
24	5	IP30	lead-acid, gel, AGM	25-50	<a href="#">101SG4357</a>
24	11	IP30	lead-acid, gel, AGM	70-120	<a href="#">101SG4358</a>
24	15	IP30	lead-acid, gel, AGM	100-160	<a href="#">101SG4359</a>



Voltage V	Amp A	IP	Used for	Capacity range Ah	REF
<b>Used on PRAMAC</b>					
12	6	IP30	lead-acid	40-70	<a href="#">101SG4360</a>
12	10	IP30	lead-acid	60-100	<a href="#">101SG4361</a>
24	11,5	IP30	lead-acid	80-118	<a href="#">101SG4362</a>




Fig	Voltage V	Amp A	IP	Used for	Capacity range Ah	REF
<b>Used on TENNANT</b>						
1	24	13	IP55	gel, AGM	95-165	<a href="#">101SG4363</a>
2	24	20	IP66	gel, AGM	160-260	<a href="#">101SG4364</a>

## STANDARD BUILT-IN CHARGERS

### Key features:

- Possibility to change the charging curve by means of a DIP switch, choosing from 16 standard preprogrammed curves for lead-acid, gel and AGM batteries. Any other curve is available on request
- High-frequency system with advanced technology
- Efficiency > 85%
- Charging process fully controlled by microprocessor
- Visualisation on a lit display: the charging current, the battery voltage, the charging time, the charge supplied in Ah and the energy absorbed in kWh
- Protection with an output relay against polarity inversions, short circuits, overvoltages or anomalies
- Compensation of the voltage drop on the connecting cables to the battery
- IP30



- CE/UL approved
- Dimensions: 134,5 x 241 x 80 mm

Range	Profile	Capacity range	REF
12 V 4 A	lead-acid	30-50 Ah	<a href="#">101SG4365</a>
12 V 4 A	gel	30-50 Ah	<a href="#">101SG4366</a>
12 V 8 A	lead-acid	60-105 Ah	<a href="#">101SG4367</a>
12 V 8 A	gel	60-105 Ah	<a href="#">101SG4368</a>
12 V 10 A	lead-acid	70-130 Ah	<a href="#">101SG4369</a>
12 V 10 A	gel	70-130 Ah	<a href="#">101SG4370</a>
12 V 12 A	lead-acid	120-157 Ah	<a href="#">101SG4371</a>
12 V 12 A	gel	120-157 Ah	<a href="#">101SG4372</a>
24 V 4 A	lead-acid	30-50 Ah	<a href="#">101SG4373</a>
24 V 4 A	gel	30-50 Ah	<a href="#">101SG4374</a>
24 V 8 A	lead-acid	60-105 Ah	<a href="#">101SG4375</a>
24 V 8 A	gel	60-105 Ah	<a href="#">101SG4376</a>
24 V 10 A	lead-acid	70-130 Ah	<a href="#">101SG4377</a>
24 V 10 A	gel	70-130 Ah	<a href="#">101SG4378</a>
24 V 12 A	lead-acid	120-157 Ah	<a href="#">101SG4379</a>
24 V 12 A	gel	120-157 Ah	<a href="#">101SG4380</a>



- CE approved
- Dimensions: 154 x 268 x 100 mm

Range	Profile	Capacity range	REF
12 V 8 A	lead-acid	60-105 Ah	<a href="#">101SG4381</a>
12 V 8 A	gel	60-105 Ah	<a href="#">101SG4382</a>
12 V 10 A	lead-acid	70-130 Ah	<a href="#">101SG4383</a>
12 V 10 A	gel	70-130 Ah	<a href="#">101SG4384</a>
12 V 12 A	lead-acid	120-157 Ah	<a href="#">101SG4385</a>
12 V 12 A	gel	120-157 Ah	<a href="#">101SG4386</a>
12 V 14 A	lead-acid	120-170 Ah	<a href="#">101SG4387</a>
12 V 14 A	gel	120-170 Ah	<a href="#">101SG4388</a>
12 V 16 A	lead-acid	150-200 Ah	<a href="#">101SG4389</a>
12 V 16 A	gel	150-200 Ah	<a href="#">101SG4390</a>
24 V 8 A	lead-acid	60-105 Ah	<a href="#">101SG4391</a>
24 V 8 A	gel	60-105 Ah	<a href="#">101SG4392</a>
24 V 10 A	lead-acid	70-130 Ah	<a href="#">101SG4393</a>
24 V 10 A	gel	70-130 Ah	<a href="#">101SG4394</a>
24 V 12 A	lead-acid	120-157 Ah	<a href="#">101SG4395</a>
24 V 12 A	gel	120-157 Ah	<a href="#">101SG4396</a>
24 V 14 A	lead-acid	120-170 Ah	<a href="#">101SG4397</a>
24 V 14 A	gel	120-170 Ah	<a href="#">101SG4398</a>
24 V 16 A	lead-acid	150-200 Ah	<a href="#">101SG4399</a>
24 V 16 A	gel	150-200 Ah	<a href="#">101SG4400</a>



**BUILT-IN CHARGERS**

**Key features:**

- Possibility to change the charging curve by means of DIP switches, choosing from 16 standard preprogrammed curves for lead-acid, gel and AGM batteries. Any other curve is available on request for all types of batteries (Li-ion and Li-po included)
- High-frequency system with advanced technology
- Efficiency > 90%
- Charging process fully controlled by microprocessor
- Visualisation on a lit display: the charging current, the battery voltage, the charging time, the charge supplied in Ah and the energy absorbed in kWh
- Compensation of the voltage drop on the connecting cables to the battery
- Protection against polarity inversions, short circuits, over-voltages or anomalies
- Equipped with NC (normally closed) relay for safety interlock connections (available only for on-board installation)
- Ingress Protection Rating IP30 with forced ventilation
- Remote 3-LED (red, yellow and green)
- The information relevant to the last 30 charging cycles (the duration of the charging cycle, the Ah's delivered by the battery, the voltage at the end of the charging process and the possible error messages) can be downloaded in an Excel file by means of a cable and specific software, which are available as an option



Range	Profile	Capacity range	REF
12 V 15 A	lead-acid	130-185 Ah	<a href="#">101SG4401</a>
12 V 15 A	gel	130-185 Ah	<a href="#">101SG4402</a>
12 V 20 A	lead-acid	150-240 Ah	<a href="#">101SG4403</a>
12 V 20 A	gel	150-240 Ah	<a href="#">101SG4404</a>
12 V 25 A	lead-acid	220-315 Ah	<a href="#">101SG4405</a>
12 V 25 A	gel	220-315 Ah	<a href="#">101SG4406</a>
12 V 30 A	lead-acid	245-350 Ah	<a href="#">101SG4407</a>
12 V 30 A	gel	245-350 Ah	<a href="#">101SG4408</a>
24 V 15 A	lead-acid	130-185 Ah	<a href="#">101SG4409</a>
24 V 15 A	gel	130-185 Ah	<a href="#">101SG4410</a>
24 V 20 A	lead-acid	150-240 Ah	<a href="#">101SG4411</a>
24 V 20 A	gel	150-240 Ah	<a href="#">101SG4412</a>
24 V 25 A	lead-acid	220-315 Ah	<a href="#">101SG4413</a>
24 V 25 A	gel	220-315 Ah	<a href="#">101SG4414</a>
24 V 30 A	lead-acid	245-350 Ah	<a href="#">101SG4415</a>
24 V 30 A	gel	245-350 Ah	<a href="#">101SG4416</a>
36 V 15 A	lead-acid	130-185 Ah	<a href="#">101SG4417</a>
36 V 15 A	gel	130-185 Ah	<a href="#">101SG4418</a>
36 V 20 A	lead-acid	150-240 Ah	<a href="#">101SG4419</a>
36 V 20 A	gel	150-240 Ah	<a href="#">101SG4420</a>
36 V 25 A	lead-acid	220-315 Ah	<a href="#">101SG4421</a>
36 V 25 A	gel	220-315 Ah	<a href="#">101SG4422</a>
48 V 15 A	lead-acid	130-185 Ah	<a href="#">101SG4423</a>
48 V 15 A	gel	130-185 Ah	<a href="#">101SG4424</a>
48 V 20 A	lead-acid	150-240 Ah	<a href="#">101SG4425</a>
48 V 20 A	gel	150-240 Ah	<a href="#">101SG4426</a>

Dimensions: 180 x 310 x100 mm



BUILT-IN CHARGERS



- XP version = Extra power
- Dimensions: 180 x 310 x 100 mm

Range	Profile	Capacity range	REF
12 V 35 A	gel	305-390 Ah	<a href="#">101SG4428</a>
12 V 40 A	lead-acid	360-440 Ah	<a href="#">101SG4429</a>
12 V 40 A	gel	360-440 Ah	<a href="#">101SG4430</a>
24 V 25 A	lead-acid	220-315 Ah	<a href="#">101SG4431</a>
24 V 25 A	gel	220-315 Ah	<a href="#">101SG4432</a>
24 V 30 A	lead-acid	245-350 Ah	<a href="#">101SG4433</a>
24 V 30 A	gel	245-350 Ah	<a href="#">101SG4434</a>
24 V 35 A	lead-acid	305-390 Ah	<a href="#">101SG4435</a>
24 V 35 A	gel	305-390 Ah	<a href="#">101SG4436</a>
24 V 40 A	lead-acid	360-440 Ah	<a href="#">101SG4437</a>
24 V 40 A	gel	360-440 Ah	<a href="#">101SG4438</a>
36 V 25 A	lead-acid	220-315 Ah	<a href="#">101SG4439</a>
36 V 25 A	gel	220-315 Ah	<a href="#">101SG4440</a>
36 V 30 A	lead-acid	245-350 Ah	<a href="#">101SG4441</a>
36 V 30 A	gel	245-350 Ah	<a href="#">101SG4442</a>
48 V 22 A	lead-acid	165-265 Ah	<a href="#">101SG4443</a>
48 V 22 A	gel	165-265 Ah	<a href="#">101SG4444</a>



Dimensions: 320 x 270 x 160 mm

12 V 40 A	lead-acid	335-450 Ah	<a href="#">101SG4445</a>
12 V 40 A	gel	335-450 Ah	<a href="#">101SG4446</a>
12 V 50 A	lead-acid	420-540 Ah	<a href="#">101SG4447</a>
12 V 50 A	gel	420-540 Ah	<a href="#">101SG4448</a>
12 V 60 A	lead-acid	560-650 Ah	<a href="#">101SG4449</a>
12 V 60 A	gel	560-650 Ah	<a href="#">101SG4450</a>
24 V 40 A	lead-acid	335-450 Ah	<a href="#">101SG4451</a>
24 V 40 A	gel	335-450 Ah	<a href="#">101SG4452</a>
24 V 50 A	lead-acid	420-540 Ah	<a href="#">101SG4453</a>
24 V 50 A	gel	420-540 Ah	<a href="#">101SG4454</a>
24 V 60 A	lead-acid	560-650 Ah	<a href="#">101SG4455</a>
24 V 60 A	gel	560-650 Ah	<a href="#">101SG4456</a>
24 V 65 A	lead-acid	650-720 Ah	<a href="#">101SG4457</a>
24 V 65 A	gel	650-720 Ah	<a href="#">101SG4458</a>
36 V 35 A	lead-acid	310-390 Ah	<a href="#">101SG4459</a>
36 V 35 A	gel	310-390 Ah	<a href="#">101SG4460</a>
36 V 40 A	lead-acid	335-450 Ah	<a href="#">101SG4461</a>
36 V 40 A	gel	335-450 Ah	<a href="#">101SG4462</a>
36 V 50 A	lead-acid	420-540 Ah	<a href="#">101SG4463</a>
36 V 50 A	gel	420-540 Ah	<a href="#">101SG4464</a>
36 V 53 A	lead-acid	540-600 Ah	<a href="#">101SG4465</a>
36 V 53 A	gel	540-600 Ah	<a href="#">101SG4466</a>
48 V 40 A	lead-acid	335-450 Ah	<a href="#">101SG4467</a>
48 V 40 A	gel	335-450 Ah	<a href="#">101SG4468</a>
48 V 43 A	lead-acid	360-500 Ah	<a href="#">101SG4469</a>

BATTERY REGENERATOR



Speaking about battery maintenance, diagnostics and regeneration, we find that this is somewhat of a complicated subject for many people. If you want to properly analyse and maintain your batteries and if necessary, restore their capacity, it consumes a lot of time. Various questions arise: is this even possible? Doesn't this take up too much time and isn't this too labour intensive? Don't we need specialised battery engineers for that? Does it even work?

Our answer is YES, the REPLUS technology is the most professional and easy-to-use piece of equipment available on today's market! It's fast, accurate, efficient, practically effortless and it provides fully detailed reports on the battery condition, before and after + analysis of the battery; even down to cell level!

**The Energetic Plus battery regenerator is a proven technology, which we have sold in more than 75 countries and which is used by more than 1000 customers.**

**The Energetic Replus battery regenerator** ensures a quick regeneration and expands the life span of the batteries significantly. This process is fully automatic and doesn't require any special attention since the entire process is temperature-controlled and fully monitored by software. After 30-40 hours the regenerator will have finished the entire operation which consists of 2 complete charge and discharge cycles specifically designed to desulphate your battery completely.

Battery regeneration is very popular. 80% of the batteries that break down and lose their capacity are sulphated, but these can be restored with the right equipment. If your battery is maintained properly, it can easily be used for another 2-3 years..

With minimum maintenance costs and only the highest quality components used during the production, the regenerator is an investment that only brings benefits for your business.

You will be able to analyse your batteries like you have never done before, no stone will be left unturned... If used in combination with our BMS technology, the Replus regenerator will analyse your battery down to cell level, after which the recovery mode will start automatically and it will completely desulphate your battery. Once it is finished you can print out the fully detailed report on the battery condition before and after. Don't wait any longer, stop wasting valuable money and get the best out of your batteries with **Energetic Plus**.



**ENERGIC REPLUS BATTERY REGENERATOR**

Expand the lifespan of your batteries: restore your sulphated batteries by the electrical high frequency pulsation process of the battery regenerator.

**Regenerate your sulphated batteries:**

Battery regeneration is very popular. **80% of the batteries breaking down and losing capacity are sulphated, but can be restored with the right equipment.** Our Energic Replus battery regenerator successfully replaces sulphation by active material thanks to an electrical high-frequency pulsation process. This process restores the battery capacity, giving you the ability to reuse old and sulphated batteries. You can also use the battery regenerator for annual maintenance to considerably prolong the lifespan of your batteries. The battery regenerator can be used in every lead-acid-based battery: starter batteries, stationary batteries, traction and semi-traction batteries, Ni-Cad batteries ...

**What is sulphation?**

During use, small sulphate crystals form, but these are normal and not harmful. During prolonged charge deprivation however, the amorphous lead sulphate converts to a crystalline form that deposits on the negative plates. This leads to the development of large crystals, which reduce the battery’s active material that is responsible for high capacity and low resistance. Sulphation also lowers the charge acceptance.

**This lead sulphate increases internal resistance and decreases the specific gravity of the electrolyte. The process of sulphation build-up is unavoidable. Worse yet, after 3-4 years the process accelerates substantially. Batteries sulphate due to a mix of reasons:**

- The battery was inactive for too long
- The battery was discharged too deeply
- The wrong charger was used
- A bad cell was left untreated
- The battery has reached too high/low temperatures
- The charge cycles weren’t observed



**Advantages of using the battery regenerator:**

- Combination of battery discharger and battery charger, all combined into 1
- Detailed test reports
- Minimum maintenance cost
- Extended lifespan of batteries
- Quick regenerations
- Free analysing software
- Automation program applied
- 18-month warranty
- CE-certified, MET-certified (US market)
- Wireless connection between regenerator and computer
- Possibility to monitor the regenerator process on smartphone or laptop (within local network)

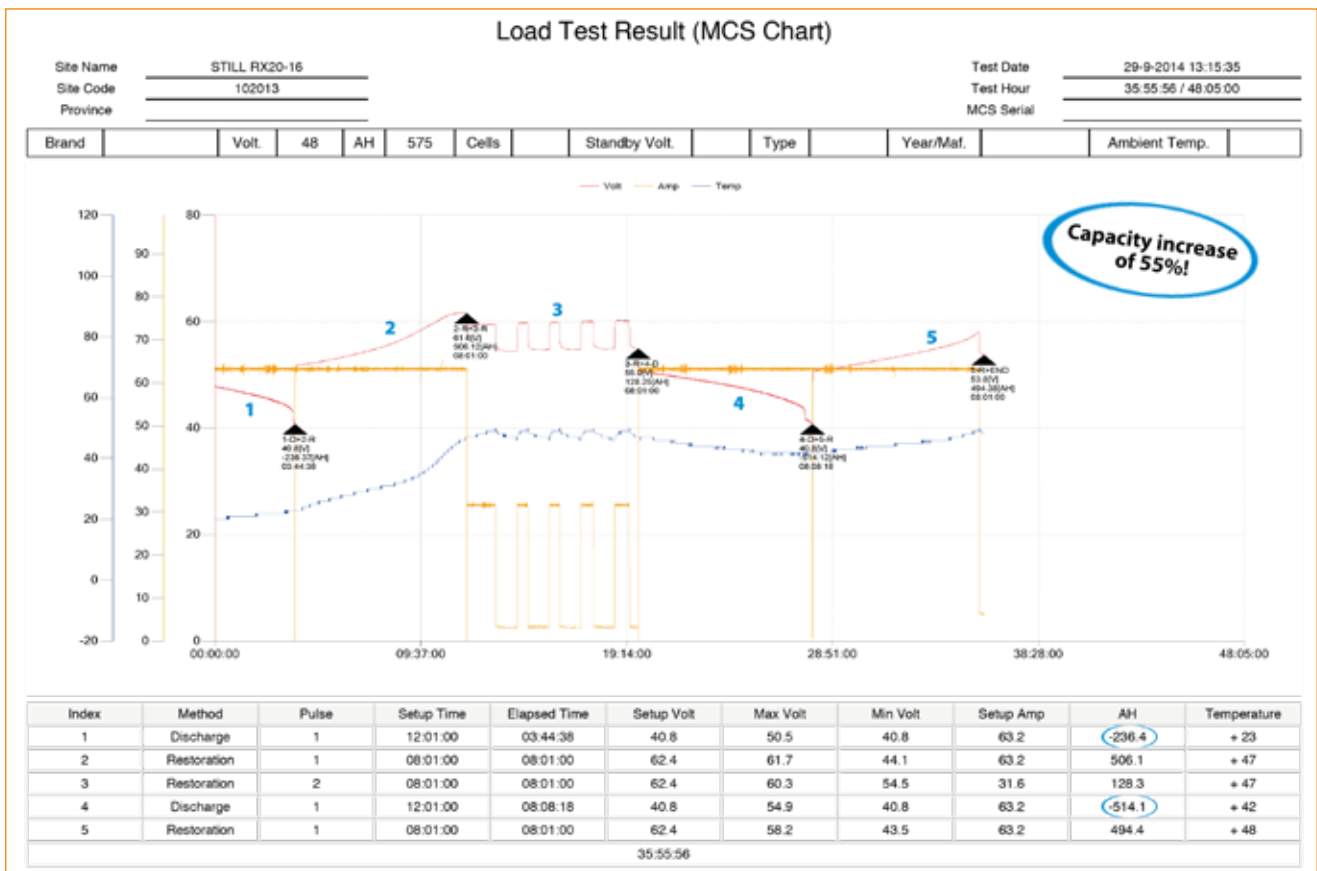
## ENERGIC REPLUS BATTERY REGENERATOR

### Regeneration reports:

The Replus software allows you to create fully detailed reports in PDF, WORD or Excel which give you an excellent idea of the condition of the battery prior and after the process. This is how you should interpret the below report: when you compare 1 and 4, you can see that the time needed to discharge the battery is much longer in step 4. This is a direct result of the restoration in mode 2 and 3. When comparing step 5 to step 2, you can see that the set battery voltage is reached much later than in step 2. This means that your battery lasts longer and has been restored to a good condition.

### This curve shows a complete battery maintenance process:


- 1 Discharge
- 2 Restoration charging
- 3 Cooling
- 4 Equalization charge
- 5 Discharge
- 6 Restoration



### 2 ways to use the battery regenerator

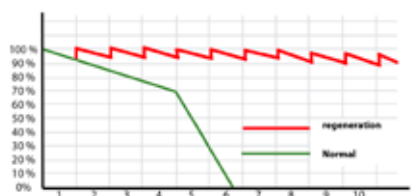
#### Reconditioning regeneration

Reconditioning regeneration allows you to restore old (5, 6, 7 ... years), medium to well-maintained batteries that have 'silted up' as a result of natural sulphation, to a 90-100% productivity.



#### Maintenance regeneration

Maintenance regeneration allows you to keep your battery in optimal, sulphate-free condition, by means of a short yearly regeneration.



**ENERGIC REPLUS BATTERY REGENERATOR**

Multi-purpose all in one battery tester, analyser and desulphation unit, multi voltage with a wide capacity range, which will automatically switch between discharging, charging/restoration in order to get the maximum life out of your batteries. Professional workshop equipment for the battery professional. Comes with free training at your location. When used in combination with our BMS system you will get detailed reports on overall battery condition as well as individual cell condition. The most complete battery maintenance system available on today's market.



**Specifications:**

- Input power: AC 1P2W + PE 220 V-50/60 Hz, 35 A max
- Output: DC 1,2-100 V, 0-30 A charging/discharging
- Battery capacity: 300 Ah (c10)
- Transformer: 7,5 kW
- Certification: CE/UL

\* (Discharge capacity can be increased to 200 A if you connect D1007H in sync)

**REF 101SG4914**



**Specifications:**

- Input power: AC 3P3W + PE 380/400 V-50/60 Hz, 20 A max
- Output: DC 1,2-120 V, 0-50 A
- Battery capacity: 500 Ah (c10)
- Transformer: 10 kW
- Certification: CE

**REF 101SG4915**



**Specifications:**

- Input power: AC 3P3W + PE 380/400 V-50/60 Hz, 35 A max
- Output: DC 1,2-125 V, 0-100 A charging/discharging
- Battery capacity: 1,000 Ah (c10)
- Transformer: 20 kW
- Certification: CE / UL

\* (Discharge capacity can be increased to 200 A if you connect D1007H in sync)

**REF 101SG4916**



**Specifications:**

- Input power: AC 3P3W + PE 380/400 V-50/60 Hz, 125 A max
- Output: DC 1,2-75 V, 0-350 A charging/discharging
- Battery capacity: 3,500 Ah
- Transformer: 70 kW
- Certification: CE

\* (Discharge capacity can be increased to 200 A if you connect D1007H in sync)

**REF 101SG4917**



## BMS SYSTEM: WIRELESS DETECTION OF BAD CELLS

A battery bank consists of a number of cells/batteries connected in series. The BMS system will provide you with professional and individual voltage measurements of all cells during a complete discharge, **offering you a perfect evaluation of the battery**. Ordinary capacity systems only display the total voltage and capacity of the battery, but never the results of the individual cell. With this BMS you get a clear overview of the performance of each cell, allowing you to make an exact evaluation.

### The BMS system offers:

- Duration test during the entire discharge / regeneration process
- Real-time monitoring
- Analysis function by means of the supplied software
- No tangled up wires thanks to the easy wireless connection
- Crystal-clear overview of the battery capacity
- Can be synched with the Replus regenerator

The system consists of a number of voltage detectors that is equal to the number of cells. The sensors transfer the voltage of each cell to the receiver (best to be performed during A COMPLETE discharge process). The receiver – connected to a PC – collects the data.

If you use this system in combination with our new D1007h battery discharger or Battery Regenerator REPLUS you will be able to detect the faulty element and increase the battery's capacity.

Thanks to the **software program** that is supplied with the sensors, you can now easily detect which element is no longer keeping its charge and needs to be replaced or regenerated. The software checks the actual voltage of each sender every 3 minutes and stores this value in a table. Colour codes continuously indicate the charge condition of each cell (empty to full), as a result of which the performance curves are very detailed.

Free analysing software and indication of the bad element.

Cell No	00:00	00:03	00:06	00:09	00:12	00:15	00:18	00:21	00:24	00:27	00:30	00:33	00:36	00:39	00:42	00:45	00:48	→3min
#1	2.11	2.11	2.04	2.03	2.02	2.01	2.01	2.00	2.00	2.00	2.00	2.00	1.99	1.99	1.98	1.98	1.98	
#2	2.13	2.13	2.05	2.05	2.03	2.03	2.03	2.02	2.02	2.01	2.01	2.01	2.01	2.01	2.01	2.01	2.01	
#3	2.14	2.14	2.06	2.06	2.04	2.04	2.04	2.03	2.02	2.02	2.02	2.02	2.02	2.01	2.02	2.01	2.01	
#4	2.14	2.14	2.03	2.02	1.99	1.99	1.98	1.97	1.96	1.96	1.96	1.95	1.94	1.94	1.94	1.93	1.93	
#5	2.16	2.16	2.03	2.02	1.98	1.98	1.98	1.96	1.95	1.95	1.94	1.93	1.93	1.92	1.92	1.91	1.90	
#6	2.13	2.13	2.01	2.00	1.97	1.96	1.96	1.95	1.94	1.94	1.93	1.93	1.93	1.92	1.92	1.91	1.91	
#7	2.13	2.13	2.02	2.01	1.99	1.99	1.99	1.98	1.97	1.97	1.97	1.96	1.96	1.96	1.96	1.95	1.95	
#8	2.10	2.10	2.02	2.01	2.00	2.00	1.99	1.98	1.98	1.97	1.97	1.97	1.96	1.96	1.96	1.96	1.96	
#9	2.15	2.15	2.01	2.00	1.97	1.96	1.96	1.95	1.95	1.94	1.94	1.93	1.93	1.92	1.92	1.92	1.91	
#10	2.15	2.15	1.98	1.96	1.92	1.92	1.91	1.89	1.89	1.88	1.87	1.86	1.86	1.85	1.84	1.83	1.83	
#11	2.10	2.10	1.91	1.89	1.84	1.83	1.82	1.80	1.78	1.77	1.75	1.73	1.71	1.68	1.65	1.61	1.56	
#12	2.14	2.15	1.98	1.96	1.92	1.92	1.91	1.89	1.88	1.87	1.86	1.85	1.84	1.83	1.82	1.81	1.80	
Sum	25.58	25.59	24.14	24.01	23.67	23.63	23.58	23.42	23.34	23.28	23.22	23.14	23.08	22.99	22.94	22.83	22.74	
Avg	2.13	2.13	2.01	2.00	1.97	1.97	1.97	1.95	1.95	1.94	1.94	1.93	1.92	1.92	1.91	1.90	1.90	

Custom-made BMS kits without receiver available on request.

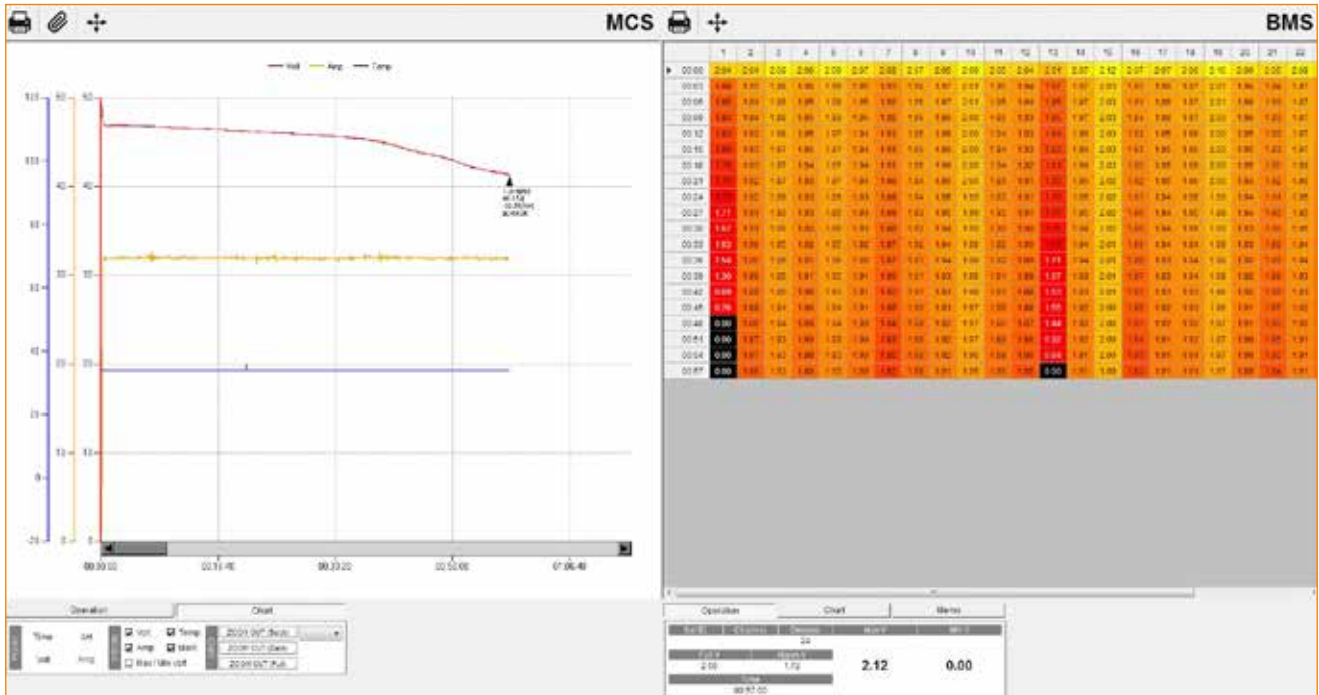
Voltage V	Content	REF
6-48	9 sensors of 6V (no receiver)	<a href="#">101SG4918</a>
12-120	10 sensors* + 1 receiver	<a href="#">101SG4919</a>
48	24 sensors** + 1 receiver	<a href="#">101SG4920</a>
80	40 sensors** + 1 receiver	<a href="#">101SG4921</a>
	BMS system for nickel - cadmium batteries 60 cells of 1,2 V and 15 sensors with 4 channels of 1,2 VDC	<a href="#">101SG4922</a>
	Receiver for BMS system	<a href="#">101SG4923</a>

\* each sensor measures 1 battery of 12 V

\*\* each sensor measures 1 cell of 2 V

BMS SYSTEM: WIRELESS DETECTION OF BAD CELLS

Synched regeneration report of REPLUS + BMS system



If you combine the regenerator with the BMS system, then it can be controlled by 1 software package that gives you all the info you need to have a fully detailed view on the condition of your battery down to cell level, during a complete load test. On this particular graph it is clear that the battery has **2 weak cells that need to be replaced**.



With just 2 clicks you can create these fully detailed reports which you can then easily save as a PDF, Word or Excel file. Professional information that will give you a full understanding of the battery. These reports can be used to inform the customer on the current condition of this battery or can be kept as a track record of the condition of your own batteries.



FLUKE 279FC THERMAL MULTIMETER



The 279 FC is a full-featured digital multimeter with integrated thermal imaging. Thermal imaging multimeters are a first-line troubleshooting tool for electrical equipment that can check hot spots on high-voltage equipment and transformers, detect heating of fuses, wires, insulators, connectors, splices and switches.



**Features:**

- Full-featured multimeter with built-in thermal imager, -10 °C to 200 °C
- 15 measurement functions including: AC voltage 0.1 mV to 1000V with low-pass filter, DC voltage 0.001 V to 1000V, resistance 0.1 Ω to 50 MΩ, continuity, capacitance, diode test, min/max/avg, AC current (with iFlex), frequency
- Thermal imaging quickly and safely reveals many electrical issues, eliminating the need for time-consuming testing and validation
- iFlex enables you to measure current measurements (up to 2500 AC) more easily in tight, hard-to-reach spaces
- Designed for durability, built to withstand a 3 m drop, double insulated with raised rubber holster for increased protection
- Save measurements and images while communicating wirelessly with a smartphone up to 6.1 m away
- Image resolution 80 x 60
- Full-color 3.5"/8.89 cm LCD screen provides clean, crisp readings
- Rechargeable lithium ion battery allows for a for a full work day (10+ hours) under normal conditions
- Auto power off to save battery power
- Size (H x L x W): 216 mm x 94 mm x 57 mm
- Weight: 0,794 kg
- Warranty: three years

**REF 101SG4924 - Fluke 279FC Thermal Multimeter**

**Included accessories:**

TL175 test leads, rechargeable lithium ion battery and charger.



**Recommended accessories:**

**i2500-10 - REF 101SG5863** - 10 inch iFlex® flexible current probe


**i2500-18 - REF 101SG5864** - 18 inch iFlex® flexible current probe

**TPAK - REF 101SG5865** - Meter hanging solution

**CXT1000 - REF 101SG5866** - Extreme hard case

**REF 101SG4925 - Fluke 279FC/IFLEX TRMS Thermal Multimeter with iFlex**

**Kit contains:** 279FC Thermal Multimeter, 18-inch iFlex flexible current probe, TL175 test leads, rechargeable lithium ion battery, charger, hanging strap and soft carrying case.



This is a thermal image of an 80 V battery. After thermal analysis, it turned out that a bad connector on this battery was causing battery failure. Through the free supplied software, it has become clear that the average battery temperature was 22 °C, and that this temperature climbed to 62 °C in the vicinity of the bad connector. There shouldn't be a temperature difference within one and the same battery, so this definitely needs to be repaired.

**Fluke BT521 BATTERY ANALYSER**

The Fluke 521 Battery Analyser is the ideal test tool for maintenance, troubleshooting and performance testing of individual stationary batteries and battery banks used in critical battery back-up applications.

The intuitive user interface, compact design and rugged construction, ensure optimum performance, reliability and detailed test results. Fluke BT521 offers various battery test functions ranging from DC voltage and resistance tests to full condition testing. It uses automated string function testing and an integrated infra-red test probe temperature measurement system.

It is designed for measurements on stationary batteries including GEL, AGM and float open cells.



**Fluke BT521 - REF 101SG4927**

## DIGITAL DENSITY METER

**Features:**

- Robust housing
- Ideal for fast measuring routines
- Direct measurement out of the storage container
- Only 2 ml of sample needed for measurement
- Perfect traceability of results
- Inspection window to check if your sample contains bubbles or not
- Bluetooth data transfer to your PC

**Specifications:**

- Measuring range:
  - Density: 0 g/cm<sup>3</sup> to 3 g/cm<sup>3</sup>
  - Temperature: 0 °C to 40 °C
- Sample volume: 2 ml
- Dimensions (L x W x H): 245 x 103 x 126 mm
- Internal storage: 1024 measured results, 250 sample IDs, 30 measuring methods
- Power supply: 3 AA batteries
- Weight: 660 g
- Immediately temperature compensation to 25 °C

REF [101SG4928](#)**99,9% accurate and 50% faster than standard density testing**

**BDX BATTERY DISCHARGER/ANALYSER**

The BDX is an **automatic battery discharger/analyser**, designed to test the efficiency of industrial batteries of any type, voltage and capacity. This equipment can be programmed to discharge the battery with a precisely controlled constant current, adjustable from zero to the maximum rated value, while keeping the battery voltage under control.



**General information:**

- High-frequency IGBT regulator, featuring constant current discharge of the battery
- Rugged construction
- Compact and portable design
- Wide power range available – battery voltages up to 600 VDC and discharge currents up to 600 A
- Intelligent electronic protection system
- Programmable digital board, controlled by microprocessor
- Can operate with batteries of any type
- Digital display (battery voltage and current, time, capacity discharged, programmed values)
- CE-certified
- USB-connection
- Free analysing software provided (graphs of voltage, Ah and time)

**AC input standard voltage:**

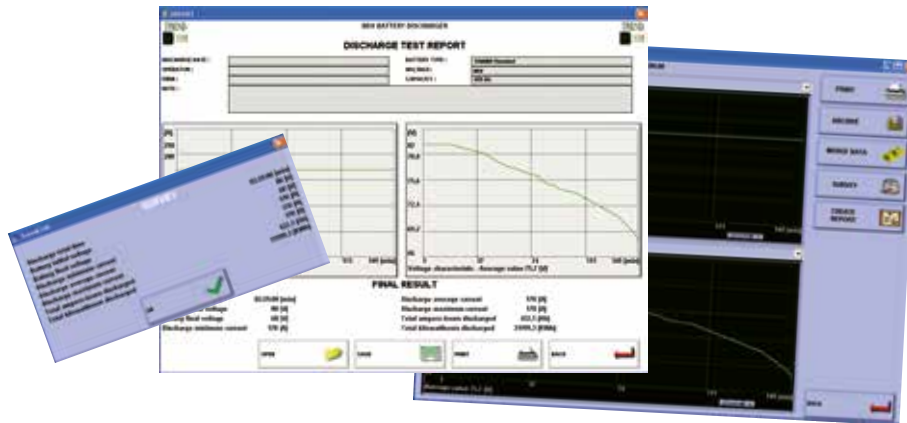
- Voltage range: 85-135 or 180-250 VAC
- Single-phase
- Maximum power: 250 W
- 50/60 Hz

Battery voltage: 12-48 VDC / Maximum discharge current: 100 A

**REF [101SG4929](#)**

Battery voltage: 12-96 VDC / Maximum discharge current: 200 A

**REF [101SG4930](#)**



BATTERY SAFETY KIT



**Contents:**

- Acid sleeves
- First-aid eye wash kit
- Safety glasses
- Chemical-resistant latex gloves
- Acid-resistant apron

REF [101SG3633](#)

SPILL KIT 20 L



PVC transparent transport bag (320 x 320 x 160 mm)

**Contents:**

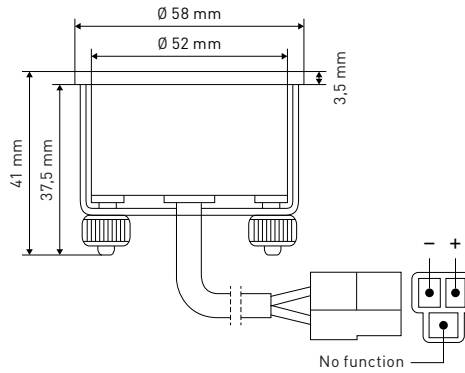
- 30 absorbing towels (30 x 30 cm)
- 1 absorbing sock (8 cm x 1,2 m)
- 5 cleaning cloths (32 x 40 cm)
- 1 pair of gloves
- Safety goggles (only in chemical version)
- 2 recycling bags (30 l)

REF [101SG5844](#) – Universal absorbing kit

REF [101SG5843](#) – Chemical absorbing kit

REF [101SG5845](#) – Oil-absorbing kit

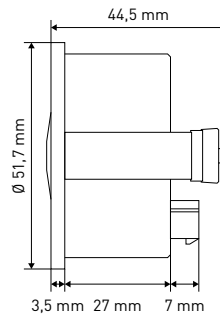
BATTERY DISCHARGE INDICATORS



- Diameter: 52 mm
- Without lock-out

- REF [101SG4472](#) - 12 V
- REF [101SG4473](#) - 24 V
- REF [101SG4474](#) - 36 V
- REF [101SG4475](#) - 48 V
- REF [101SG4476](#) - 72 V
- REF [101SG4477](#) - 80 V

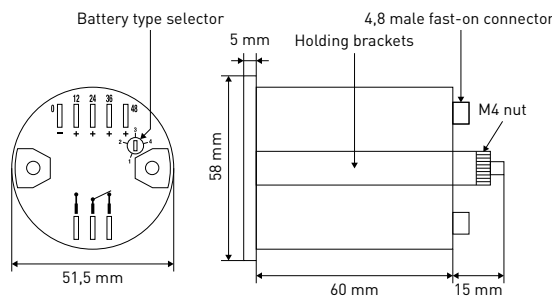
BATTERY DISCHARGE INDICATORS



- Diameter: 52 mm
- With lock-out
- 4 wires, +/-, relay

- REF [101SG4478](#) - 12 V
- REF [101SG4479](#) - 24 V
- REF [101SG4480](#) - 36 V
- REF [101SG4481](#) - 48 V

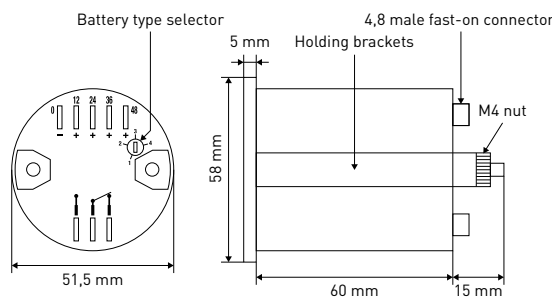
BATTERY DISCHARGE INDICATORS/CONTROLLERS



Diameter 52 mm

- REF [101SG4482](#) - Multi-voltage without lock-out: 12-24-36-48 V
- REF [101SG4483](#) - Multi-voltage with lock-out: 12-24-36-48 V

BATTERY DISCHARGE CONTROLLER/HOUR METER

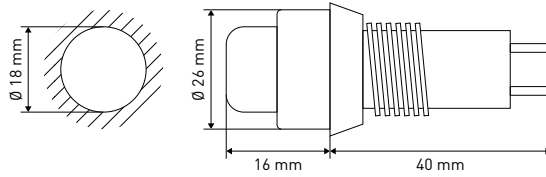


- Diameter: 52 mm
- With lock-out
- Hour meter and BDI

- REF [101SG4484](#) - Multi-voltage: 12-24-36-48 V



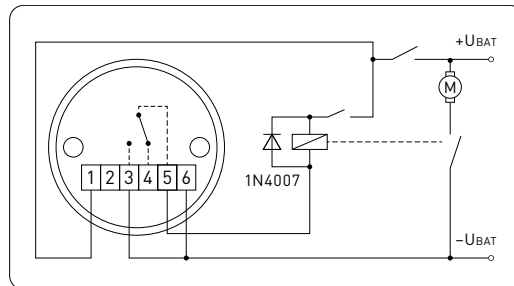
BATTERY DISCHARGE INDICATORS



- Diameter: 18 mm
- Used for sweepers

- REF [101SG4485](#) - 12 V
- REF [101SG4486](#) - 24 V
- REF [101SG4487](#) - 36 V
- REF [101SG4489](#) - 48 V

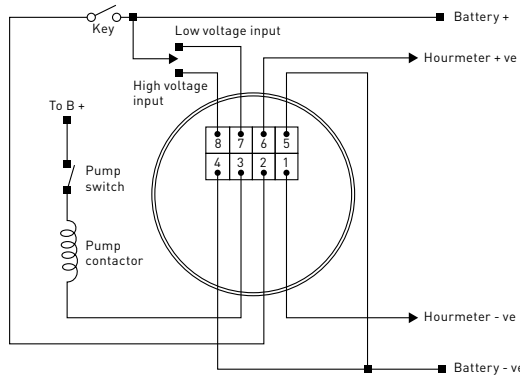
BATTERY DISCHARGE INDICATORS/CONTROLLER



- Diameter: 52 mm
- With lock-out

- REF [101SG4490](#) - 12 V
- REF [101SG4492](#) - 24 V
- REF [101SG4493](#) - 36 V
- REF [101SG4495](#) - 40 V
- REF [101SG4498](#) - 48 V
- REF [101SG4500](#) - 72 V
- REF [101SG4501](#) - 80 V

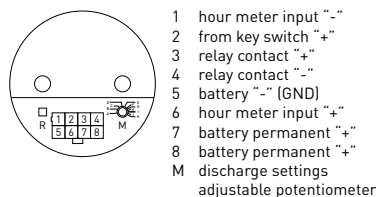
BATTERY DISCHARGE CONTROLLERS/HOUR METER



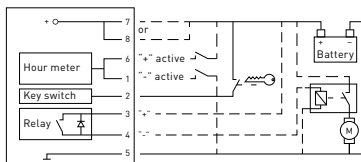
- Diameter: 52 mm
- With lock-out
- Multi-voltage: 24-80 V
- Automatic voltage detection

REF [101SG4504](#)

BATTERY DISCHARGE CONTROLLERS/HOUR METER



- hour meter input "-"
  - from key switch "+"
  - relay contact "+"
  - relay contact "-"
  - battery "-" (GND)
  - hour meter input "+"
  - battery permanent "+"
  - battery permanent "+"
- M discharge settings adjustable potentiometer

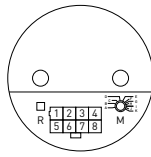


- Diameter: 52 mm
- With lock-out

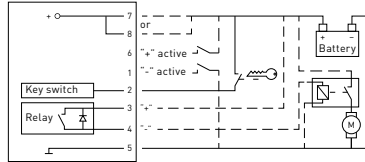
- REF [101SG4505](#) - 24 V, 8 LED
- REF [101SG4507](#) - 24 V, 10 LED
- REF [101SG4508](#) - 36 V, 8 LED
- REF [101SG4509](#) - 36 V, 10 LED
- REF [101SG4512](#) - 48 V, 8 LED
- REF [101SG4514](#) - 48 V, 10 LED



## BATTERY DISCHARGE INDICATORS



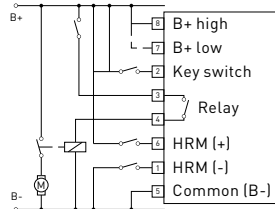
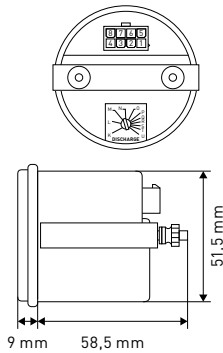
- 1 hour meter input "-"
- 2 from key switch "+"
- 3 relay contact "+"
- 4 relay contact "-"
- 5 battery "-" (GND)
- 6 hour meter input "+"
- 7 battery permanent "+"
- 8 battery permanent "-"
- M discharge settings adjustable potentiometer



- Diameter: 52 mm
- With lock-out

- REF [101SG4521](#) - 12 V
- REF [101SG4522](#) - 24 V
- REF [101SG4523](#) - 36 V
- REF [101SG4524](#) - 48 V

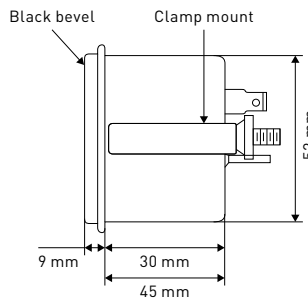
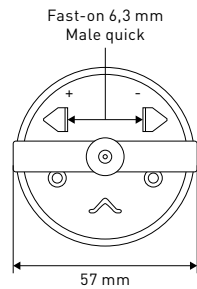
## BATTERY DISCHARGE CONTROLLERS/HOUR METERS



- Diameter: 52 mm
- With lock-out
- Curtis 803-series

- REF [101SG4525](#) - 12 V
- REF [100SG4405](#) - 24 & 48 V
- REF [101SG4526](#) - 72 & 80 V

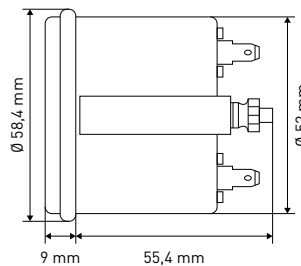
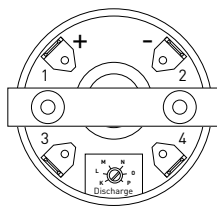
## BATTERY DISCHARGE CONTROLLERS



- Diameter: 52 mm
- Without lock-out
- Curtis 900-series

- REF [101SG4527](#) - 12 V
- REF [101SG4528](#) - 24 V
- REF [101SG4529](#) - 36 V
- REF [101SG4530](#) - 48 V
- REF [101SG4531](#) - 72 V
- REF [101SG4532](#) - 80 V

## BATTERY DISCHARGE CONTROLLERS

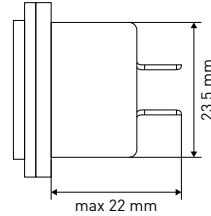
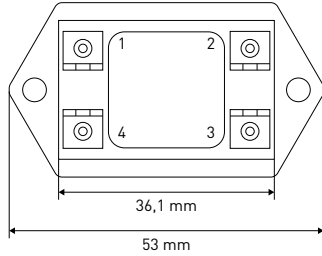


- Diameter: 52 mm
- With lock-out
- Curtis 901-series

- REF [101SG4533](#) - 24 V
- REF [101SG4534](#) - 36 V
- REF [101SG4535](#) - 48 V
- REF [101SG4536](#) - 72 V
- REF [101SG4537](#) - 80 V



BATTERY DISCHARGE INDICATORS



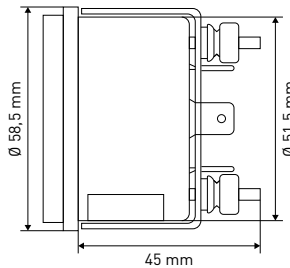
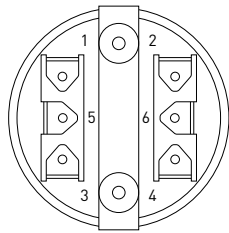
- Outer diameter: 52 mm
- With lock-out

**Terminals:**

1. Battery +
2. Battery -
3. Memory battery (+)
4. Key switch

- REF 101SG4538** - 12 V
- REF 101SG4539** - 24 V
- REF 101SG4540** - 36 V
- REF 101SG4541** - 48 V

BATTERY CHARGE METERS (NO BDI)



- Diameter: 52 mm
- Not intended for use with battery-powered vehicles!

**Terminals:**

1. Not connected
2. Battery +
3. Battery ground
4. Not connected
5. Higher output
6. Lower output











- REF 101SG4542** - 12 V
- REF 101SG4543** - 24 V

HOUR METERS - ANALOGUE			Voltage V	Diameter mm	REF
			12	52	<a href="#">101SG4544</a>
			12-80	52	<a href="#">101SG4564</a>
			10-80	52	<a href="#">101SG4565</a>
			10-80	52	<a href="#">101SG4566</a>
			10-80	52	<a href="#">101SG4567</a>
			12-24	52	<a href="#">101SG4568</a>
			12-24	52	<a href="#">101SG4574</a>

**HOUR METERS - ANALOGUE**

		Voltage V	Diameter mm	REF
		12-80	52	<a href="#">101SG2253</a>
		24	52	<a href="#">101SG4575</a>

**HOUR METERS - ANALOGUE WITH POINTER**

		Voltage V	Diameter mm	REF
		10-60	52	<a href="#">101SG4576</a>
		 10-60	52	<a href="#">101SG4577</a>
		 10-80	52	<a href="#">101SG4578</a>
		24-48	52	<a href="#">101SG4579</a>

HOUR METERS - DIGITAL		Voltage V	Diameter mm	REF	
		9-32	52	<a href="#">101SG4581</a>	
		 CURTIS	9-60	52	<a href="#">101SG4582</a>
		10-80	52	<a href="#">101SG4583</a>	
		 BAUSER	12-24	52	<a href="#">101SG4584</a>
		 BEST BUY	12-24	52	<a href="#">101SG4585</a>
		 CURTIS	12-45	52	<a href="#">101SG4586</a>

HOUR METERS - DIGITAL			Voltage V	Diameter mm	REF
		 CURTIS	12-48	52	<a href="#">101SG4587</a>
		 CURTIS	12-48	52	<a href="#">100SG6358</a>
			12-48	52	<a href="#">101SG4588</a>
		 CURTIS	12-80	52	<a href="#">101SG4589</a>
			36-86	52	<a href="#">100SG1389</a>

HOUR METERS - ANALOGUE SQUARE			Voltage V	REF
		<b>BAUSER</b> 	10-50	<a href="#">101SG4590</a>
			10-80	<a href="#">100SG4390</a>
		<b>COBOO</b> <i>group</i>	12-24	<a href="#">101SG4591</a>
		<b>Honeywell</b>	12-24	<a href="#">100SG4413</a>
			12-36	<a href="#">101SG4592</a>



HOUR METERS - DIGITAL SQUARE		Voltage V	REF
		12	<a href="#">101SG4593</a>
		 CURTIS	12-48 <a href="#">101SG4594</a>
		 CURTIS	12-48 <a href="#">100SG7841</a>
		 CURTIS	24-48 <a href="#">101SG4595</a>
		 CURTIS	12-48 <a href="#">101SG4596</a>
		 CURTIS	12-60 <a href="#">100SG3955</a>




CURTIS



**TVH is the Curtis Authorised Service & Repair Centre for Europe**

TVH collaborates with Curtis for the purchase and repair of:

- Speed controllers and printed circuit boards
- DC-DC converters and chargers
- Battery indicators and displays
- Accelerators and joysticks
- Handsets and software
- ...



Curtis is a renowned technological leader in electrical instrumentation and controllers in America, Europe and Asia. In 2009, TVH was appointed by Curtis as Curtis Authorised Service & Repair Centre for Europe.



ELEKTROSISTEM




TVH is a dealer of



TVH collaborates with Elektrosistem for the sales of:

- Printed circuit boards
- Motor controllers
- Contactors
- Emergency stops
- Tiller heads
- Battery discharge indicators
- ...

Founded in 1979, ELEKTROSISTEM designs, manufactures and sells electronic equipment for the drive of electric vehicles equipped with DC and AC motors.





PG DRIVES TECHNOLOGY



TVH collaborates with PG Drives Technology for the sales and technical support of:

- Printed circuit boards
- Controllers
- Battery indicators
- Joysticks
- Programmers
- Displays
- ...

TVH is a worldwide distributor of



PG Drives Technology is also a renowned supplier of controllers for industrial vehicles such as lift trucks, aerial work platforms, sweepers and scrubbers, golf carts ... In the cleaning industry, PG products are used by: RCM, Ghibli, Tennant, Kärcher, Windsor, Alto Clark, Nilfisk, Cleanfix, Numatic, Diversey, RPS and G-Matic.



SEVCON



**TVH is a Global After-market Sales partner  
& Authorised Service & Repair Centre**

**TVH collaborates with Sevcon for the sales and technical support of:**

- Speed controllers and printed circuit boards
- DC-DC converters and chargers
- Battery indicators and displays
- Accelerators and joysticks
- Handsets and software
- ...



Sevcon is a renowned manufacturer of motor controllers and system components for electrically powered machines such as lift trucks, aerial work platforms, sweepers ...



SME



**TVH collaborates with SME for:**

- The sale and distribution of spare parts to the aftermarket worldwide
- The authorised repair and remanufacturing of electronics parts
- Providing technical support to aftermarket customers worldwide

**TVH is a worldwide  
Service centre of**



SME GROUP, founded in 1974, is an Italian High Technology manufacturer of electronic controllers and related products for application in battery powered vehicles.





ELECTRONICS DEPARTMENT



**ABOUT OUR ELECTRONICS DEPARTMENT**

**The electronics department is one of the fastest growing departments of TVH:**

- Over 60 qualified electronic technicians that are specialised in a specific brand
- Research and Development team (R&D) of 10 employees that provides the perfect test systems
- Facility of 6000 m<sup>2</sup> where we have a state-of-the-art ESD-safe workshop of 3500 m<sup>2</sup>
- Repair of over 35 000 electronic parts each year, PCB's, controllers, joysticks, displays, accelerators, chargers
- Over 15 000 reconditioned electronic parts on stock

**We can help you with:**

- Customer repair, send us your faulty parts for repair and we will send you a price estimate. Pass and follow-up your repair requests through MyTotalSource or use our repair form, [www.tvh.com/repairform](http://www.tvh.com/repairform)
- Retrofit
- Handset rental, our sales department can check if the handset you need is available for rental
- Technical support in different languages

**We buy your old electronic parts!**

- Want to get rid of your old electronic parts? We buy your cores if they are in repairable condition. Complete our 'Core purchase' document, that you can find on our website: [www.tvh.com/corepurchase](http://www.tvh.com/corepurchase). Mail the document to: [cores.electronics@tvh.com](mailto:cores.electronics@tvh.com) for electronic parts, [cores@tvh.com](mailto:cores@tvh.com) for other parts.

**More info?**

- Discover our Electronics department! Visit our web page and discover more info about our products and services, such as the repair of your electronic parts.
- Please contact your contact person within TVH.



BACK-UP ALARMS



**SAFE-T-ALERT 2000 SERIES**

**SAFE-T-ALERT**<sup>®</sup>

Made in USA

Voltage V	Volume dB	REF
12-24	87	101SG4935*
12-80	87	101SG4936*
12-24	97	101SG3937*
12-48	97	101SG4938*
12-80	97	101SG4939*
12-24	102	101SG4940*
12-24	77-102	101SG4941**
12-48	77-97	101SG4942**

\* conforms to SAE J994 type C or D      \*\* self-adjusting



**SAFE-T-ALERT 2500 SERIES**

**SAFE-T-ALERT**<sup>®</sup>

Made in USA

Voltage V	Volume dB	REF
12-80	87	101SG4943*
12-48	97	101SG4944*
12-24	102	101SG4945*

\* conforms to SAE J994 type C or D



**SAFE-T-ALERT 3200 SERIES**

**SAFE-T-ALERT**<sup>®</sup>

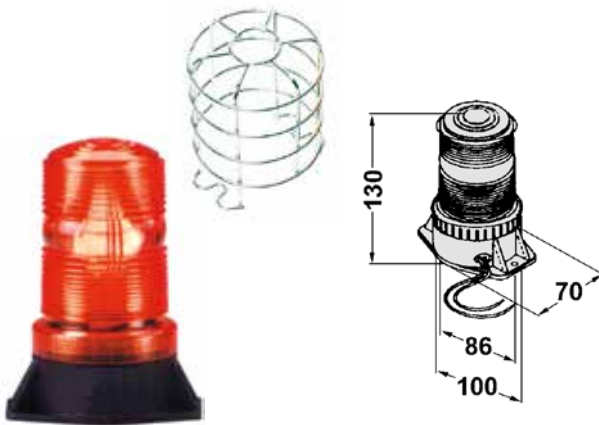
Made in USA

Voltage V	Volume dB	REF
12-24	97	101SG4946*
12-24	107	101SG4947*

\* conforms to SAE J994 type B or C




STROBE LIGHTS



**SINGLE FLASH XENON STROBE LIGHT MULTI-VOLTAGE**

- Amber
- 12/80 V

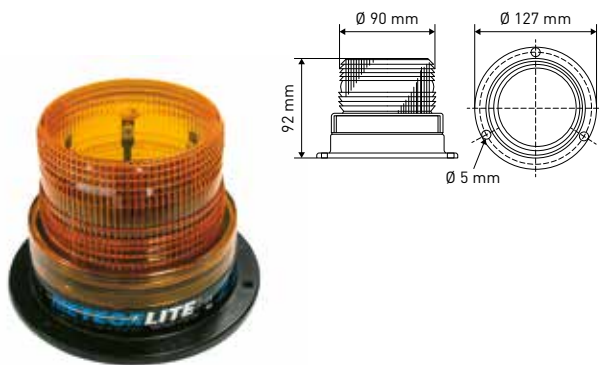
- REF [101SG4961](#) – Strobe light
- REF [100SG4133](#) – Replacement tube
- REF [101SG4962](#) – Protection guard



**HEAVY-DUTY FLASH XENON STROBE LIGHT**

- Amber
- 12/110 VDC

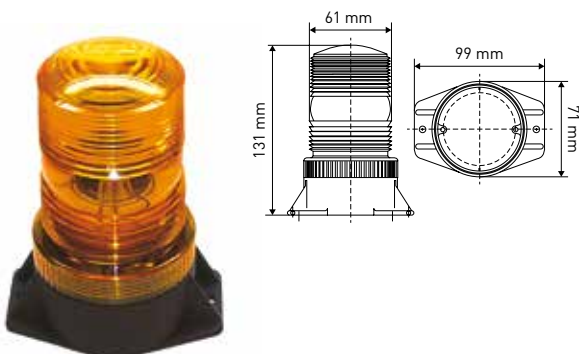
- REF [101SG4963](#) – Strobe light
- REF [101SG4964](#) – Replacement flash tube
- REF [101SG4965](#) – Protection guard



**METEORLITE - ML5 - LED**

- Microprocessor-controlled
- Current draw 0,1 A
- Epoxy filled base
- Amber
- Strobe light 12/80 V

- REF [100SG1180](#) – METEORLITE
- REF [101SG4965](#) – Protection guard



**METEORLITE - ML2 - LED**

- Microprocessor-controlled
- 60 ± 6 quad FPM
- Current draw 0,1 A
- Epoxy filled base
- Amber
- Strobe light 12/80 V

- REF [101SG4966](#) – METEORLITE
- REF [101SG4962](#) – Protection guard

DOCUMENT HOLDERS



- Waterproof
- For A4 documents
- Outer dimensions: 365 x 280 x 55 mm
- Inner dimensions: 320 x 220 x 30 mm
- Material: high-density polyethylene

REF [100SG4486](#)



- Waterproof
- For A5 documents
- Outer dimensions: 295 x 195 x 45 mm
- Inner dimensions: 230 x 160 x 15 mm
- Material: high-density polyethylene

REF [100SG4446](#)



- Economic version
- For A4 documents
- Outer dimensions: 320 x 260 x 55 mm
- Inner dimensions: 295 x 230 x 40 mm
- Material: high-density polyethylene

REF [100SG8805](#)



- For A4 documents
- Dimensions: 305 x 310 mm
- Thickness up to 15 mm

REF [101SG4967](#)



- Document net
- Dimensions: 360 x 340 x 220 mm

REF [101SG4968](#)



- Document net
- Dimensions: 375 x 215 x 8 mm
- Consists of 2 halves

REF [101SG4969](#)



- Waterproof document holder with safety symbol
- Length: 320 mm
- Outer dimensions: 318 x 55 mm
- Inner dimensions: 314 x 50 mm
- Overall dimensions (incl. brackets): 340 x 80 mm
- Material: polypropylene

REF [101SG4970](#)



- Universal document holder
- Length: 370 mm
- Inner length: 325 mm
- Inner diameter: 70 mm
- Material: PVC
- Supplied with brackets

REF [101SG4971](#)

REF [101SG4972](#) – Steel bracket for document holder

## DOCUMENT HOLDERS



- Universal document holder
- Length: 400 mm
- Outer dimensions tube: 355 x 88 mm
- Inner dimensions tube: 348 x 82 mm
- Overall dimensions (incl. brackets): 400 x 110 mm
- Material: polypropylene

**REF [101SG4973](#)**



- Dimensions: 270 x 220 x 60 mm
- Material: ABS

**REF [101SG3974](#)**



- For Sears 1200-series seats
- Dimensions: 230 x 162 x 20 mm

**REF [101SG4975](#)** – Plastic box with plexi cover

**REF [101SG4976](#)** – Plastic box only

**REF [101SG4999](#)** – Cover only



- For A5 documents
- Outer dimensions: 232 x 180 x 20 mm
- Inner dimensions: 214 x 166 x 17 mm
- Material: polyethylene
- Only for use inside cab due to open top

**REF [101SG4977](#)**



- For Sears seats
- Dimensions: 330 x 270 mm
- Thickness up to 50 mm
- Material: imitation leather

**REF [101SG4978](#)**



- For Grammer seats
- Dimensions: 365 x 235 mm

**REF [100SG1350](#)**

## CLASSIC FLOOR CLEANER



TOTAL SOURCE®

Concentrated floor cleaner

- Suitable for manual and mechanical processing
- Applicable on all water-resistant surfaces
- PH-neutral
- Biodegradable
- Content: 10 l

REF [101SG5868](#)

## INDUSTRIAL FLOOR CLEANER



TOTAL SOURCE®

Highly concentrated alkaline floor cleaner

- Suitable for manual and mechanical processing
- Not suitable for floors with polymer protection coating
- Aggressive: removes dirt, oil, greases and minor rubber markings effortlessly
- Biodegradable
- Content: 10 l

REF [101SG3636](#)

PAINT



**HAKO**  
Anthracite grey

REF [101SG3608](#) 2,5 l  
REF [101SG5869](#) 400 ml (spray)

**HAKO**  
Dusty grey

REF [101SG3610](#) 2,5 l  
REF [101SG5870](#) 400 ml (spray)

**HAKO**  
White aluminium

REF [101SG3611](#) 2,5 l  
REF [101SG5871](#) 400 ml (spray)

**HAKO**  
Vermilion

REF [101SG3612](#) 2,5 l  
REF [101SG5872](#) 400 ml (spray)

**HAKO**  
Jet black

REF [101SG3614](#) 2,5 l  
REF [101SG5873](#) 400 ml (spray)

**HAKO**  
Graphite black

REF [101SG3615](#) 2,5 l  
REF [101SG5874](#) 400 ml (spray)

**KÄRCHER**  
Basalt grey

REF [101SG3616](#) 2,5 l  
REF [101SG5875](#) 400 ml (spray)

**KÄRCHER**  
Zinc yellow

REF [101SG3618](#) 2,5 l  
REF [101SG3619](#) 400 ml (spray)

**NILFISK**  
Window grey

REF [101SG3620](#) 2,5 l  
REF [101SG5876](#) 400 ml (spray)

**NILFISK**  
Iron grey

REF [101SG3621](#) 2,5 l  
REF [101SG3622](#) 400 ml (spray)

**TENNANT**  
Blue green

REF [101SG5878](#) 2,5 l  
REF [101SG5877](#) 400 ml (spray)

**TENNANT**  
White

REF [101SG5880](#) 2,5 l  
REF [101SG5879](#) 400 ml (spray)

**SPRAYMASTER**  
For 400 or 500 ml spray can

REF [101SG3624](#)

**FLAG**

**TOTALSOURCE®**



- The best way to find your vehicle
- Total length: 1500 mm
- Dia shaft: 6 mm
- Fluo yellow flag with white shaft
- Set of 2 equal pieces

REF [101SG3645](#)

**SELF-ADHESIVE ANTISKID ROLLS**



Length m	Width mm	REF
18,3	19	<a href="#">100SG6882</a>
18,3	50	<a href="#">101SG3646</a>
18,3	100	<a href="#">100SG6883</a>
18,3	150	<a href="#">100SG6884</a>
18,3	200	<a href="#">100SG6885</a>
18,3	300	<a href="#">100SG6886</a>
18,3	610	<a href="#">100SG6887</a>
18,3	1220	<a href="#">101SG3648</a>

**ANTISKID SPRAY**



BRAND: ROCOL

- Transparent antiskid spray
- Can be applied quickly
- Suitable for in- and outdoor applications
- Can be applied to metal, glass fibre plate, marble and many other bases
- Suitable for pedestrian traffic
- Coverage: 1,5–2,5 m<sup>2</sup> per 400 ml spray can

REF [101SG3649](#)

**ANTISLIP COATING**



- Protective fluid polyurethane coating suitable for all surfaces
- Contains rubber granules that provide a sound absorbing effect
- For hard-adherent surfaces a primer is advised: REF 101SG5881 (1 l)
- Kit 4 l (contains: paint rollers, gloves, abrasive sheet)

REF [101SG3679](#)

## HANDBRUSH



- Coco handbrush
- Total length: 290 mm
- Brush length without handle: 150 mm

REF [101SG3651](#)

## DUSTPAN



- Metal dustpan
- Length: 230 mm
- Width: 225 mm

REF [101SG3652](#)

## DUSTPAN WITH HANDBRUSH



- Plastic dustpan + handbrush
- Length: 310 mm
- Width: 215 mm

REF [101SG3653](#)



POWDERED LATEX GLOVES



**Box with powdered latex gloves**

- Ambidextrous gloves for short-term use
- Lightly powdered natural latex
- Recommended for delicate work
- Suitable for short-term contact with food

**Standard:**

- EN 374-3
- EN 420

REF [101SG3641](#) – S/100 pieces

REF [101SG3642](#) – M/100 pieces

REF [101SG3643](#) – L/100 pieces

REF [101SG3644](#) – XL/90 pieces

GLOVES

**Honeywell**



**Box with 100 powdered nitrile gloves**

- Lightly powdered nitrile glove
- Blue translucent
- Single use

**Standard:**

- Cat II
- EN 420
- EN 374-2
- EN 374-3

REF [101SG5846](#) – S

REF [101SG5861](#) – M

REF [101SG5848](#) – L

REF [101SG5862](#) – XL

## CHEMICAL GLOVES

**Honeywell****Recommendations:**

High-performance chemical protection (oils, detergents, certain solvents)

**Advantages:**

The nitrile formulation was chosen for its mechanical resistance, its flexibility, and its resistance to a great number of chemical products

**Standard:**

- Cat III
- EN 420
- EN 388:4101
- EN 374-3:JKL

- REF [101SG3637](#)** – Size: 7/S  
**REF [101SG3638](#)** – Size: 8/M  
**REF [101SG3639](#)** – Size: 9/L  
**REF [101SG3640](#)** – Size: 10/XL

**Short version:**

- REF [101SG5886](#)** – Size: 7/S  
**REF [101SG5887](#)** – Size: 8/M  
**REF [101SG5888](#)** – Size: 9/L  
**REF [101SG5889](#)** – Size: 10/XL

**PREMIUM QUALITY HAND SOAP**



**TOTALSOURCE®**

- Liquid, degreasing hand cleaner
- Skin-friendly: free of solvents and other substances harmful to the skin
- With fine micro-particles of vegetable origin with softening properties

- REF 101SG3625** – Hand soap 3 l
- REF 101SG3626** – Wall bracket with elbow lever
- REF 101SG3627** – Refill pack 3 l
- REF 101SG3634** – Wall dispenser for refill pack 3 l

**CLEANING TISSUE**



- Floor-mounting dispenser
- Rolls excluded

**REF 101SG3630**



- Wall-mounting dispenser
- Rolls excluded

**REF 101SG3631**

**TOTALSOURCE®**

**REF 101SG3629** – 2 white rolls (600 m x 240 mm)

**HAND CLEANER WIPES**



**TOTALSOURCE®**

- Fast and easy hand cleaning without water and soap
- Pleasantly scented
- Efficient against heavy greases, lubricants, sludge, fresh paints ...
- Scrubs tools, mechanical parts, whiteboards ...

- REF 101SG3635** – 100 wipes
- REF 101SG3663** – Wall bracket

NEW & RECONDITIONED ENGINES



Yanmar



Lombardini



Kubota




For these products we also have a service exchange version available.

Deutz, Hatz, Honda, Kubota, Lombardini, Perkins, Yanmar, ...

UNIVERSAL PARTS & WORKSHOP ACCESSORIES

ENGINE PARTS



Parts catalogue  
ENGINE PARTS  
REF 34167446

View our catalogues on:  
[www.tvh.com/catalogue/](http://www.tvh.com/catalogue/)

Consult TVH for all parts you need for engines of:  
Deutz, Hatz, Honda, Kubota, Lombardini,  
Perkins, Yanmar, ...

Have your engine reconditioned. Call us!